



Discover. Achieve. Succeed

FRAMINGHAM STATE UNIVERSITY

Office of Institutional Research

2012-2013 Alumni Survey Report Total Respondents: 55

Ann Caso, Associate Director of Institutional Research
Brittany Brown, Staff Assistant

October 2016

Table of Contents

Executive Summary.....	3
Factors that had significant influence on your decision to attend FSU:	5
Level of agreement concerning whether FSU lived up to your expectations in the following areas:.....	8
While enrolled at FSU, would you have considered yourself an "actively involved" student outside of the classroom?	9
Which activities did you regard as important aspects of your undergraduate experience?	10
Did you complete an internship an/or practicum while enrolled at FSU?	12
Did this internship help you network to employment after graduation?	14
Have you enrolled in a degree program since graduating from FSU?	15
Which type of program are you enrolled in?.....	16
College or university you are attending and degree you are completing:	17
Are you currently working for pay right now?.....	18
What type of organization is your primary employment?	20
What is the name of the firm or organization and the title of your position?	21
Location of Employment:.....	24
What is your appropriate annual salary range?	25
Have you attained a leadership position at your current job?	26
How long have you been employed by your current employer?	27
Is your current position related to your undergraduate field(s) of study?.....	28
Overall, how much has FSU contributed to the knowledge and skills required at your current position?.....	29
Indicate the degree to which FSU contributed to your knowledge/skills/abilities in... ..	30
Indicate how important each ability has been in your career so far... ..	32
Majors(s) at the time of graduation from FSU.....	34
Secondary major (if applicable) at the time of graduation from FSU.....	36
Minor (if applicable) at the time of graduation from FSU.	37
Was the primary major you listed the first you enrolled in at FSU?.....	38
What was your classification upon entering FSU?.....	39
What is your racial background (choose one or more):	40
Gender:	41



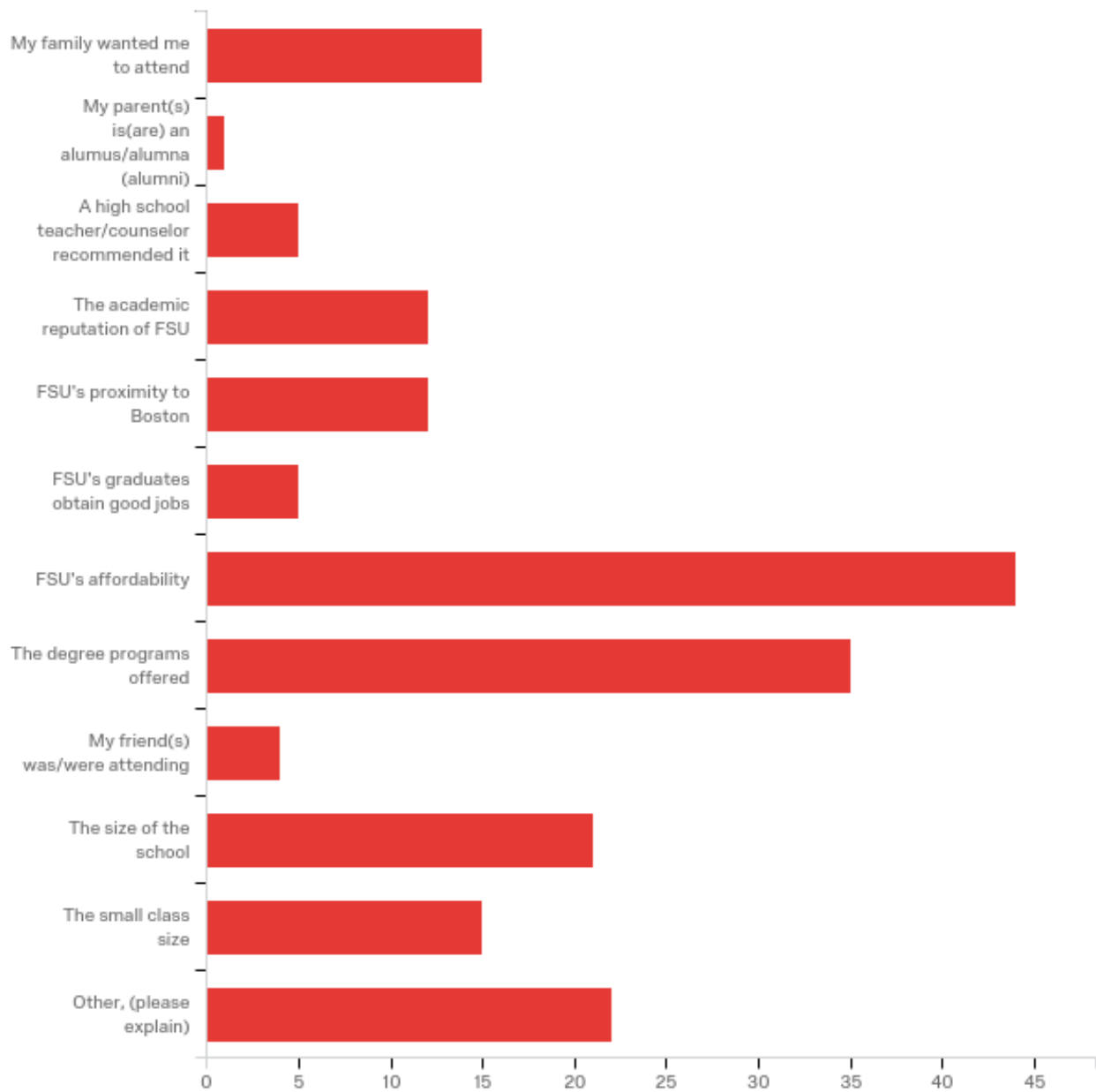
Executive Summary

Was your program of study what you first enrolled in at FSU?	68.29% said "Yes"
What was your classification upon entering FSU?	62.22% said "First-Time Student"
What factors had the most significant influence on your decision to attend FSU?	23.04% said "FSU's affordability" 18.32% said "The degree programs offered" 11.52% said "Other"
Level of agreement concerning whether FSU lived up to your expectations?	A majority of respondents indicated agreement or strong agreement that FSU had lived up to its expectations (Please see page 9).
While enrolled at FSU, would you have considered yourself "actively involved" outside the classroom?	61.82% said "Somewhat" or "Yes"
Which activities would you regard as the most important aspects of your undergraduate experience?	23.91% said "Clubs/Organizations/Student Government" 18.48% said "On-Campus Jobs"
Did you complete an internship/practicum while enrolled at FSU?	54.55% said "Yes"
Did the internship help you network employment after graduation?	66.67% of respondents who completed an internship/practicum said "Somewhat" or "Yes"
Have you enrolled in a degree program since graduating from FSU?	20.00% said "Yes"
Which type of program are you enrolled in?	100.00% of respondents enrolled in a degree program are earning a "Master's Degree"
What is the name of the institution you are attending?	18.18% are attending Framingham State University
Are you currently working for pay right now?	94.45% said they are employed 88.89% said they were employed "full-time"
What type of organization is your primary employment?	26.00% said "International Organization in the U.S." 22.00% said "Private for-profit"
Location of employment?	86.00% said "Massachusetts"
What is your approximate annual salary?	19.61% said "\$55,000-\$74,000" 19.61% said "\$50,000-\$54,999" 17.65% said "\$45,000-\$49,999"
How long have you been employed by your current employer?	72.55% said "More than 12 months"



Have you obtained a position of leadership?	33.33% said "Yes"
Is your current position related to your field of study?	78.00% said their job is related to their major
How much did FSU contribute to the knowledge and skills required at that position?	64.70% said FSU contributed either significantly or moderately

Factors that had significant influence on your decision to attend FSU:



Answer	Percent of Cases	Percent	Count
My family wanted me to attend	27.27%	7.85%	15
My parent(s) is(are) an alumnus/alumna (alumni)	1.82%	0.52%	1
A high school teacher/counselor recommended it	9.09%	2.62%	5
The academic reputation of FSU	21.82%	6.28%	12
FSU's proximity to Boston	21.82%	6.28%	12
FSU's graduates obtain good jobs	9.09%	2.62%	5
FSU's affordability	80.00%	23.04%	44
The degree programs offered	63.64%	18.32%	35
My friend(s) was/were attending	7.27%	2.09%	4
The size of the school	38.18%	10.99%	21
The small class size	27.27%	7.85%	15
Other, (please explain)	40.00%	11.52%	22
Total		100%	55

Other, (please explain)

[Name removed] had a flyer in the nurse's building
only school I got in to
Proximity to a previous job
Hockey
Close to home
campus aesthetics
Athletics
Continuing Ed proximity reputation
Basketball
Proximity to where I was working
It was close to home and seemed as a viable option after receiving an associate's degree at MassBay Community college.
Education Program

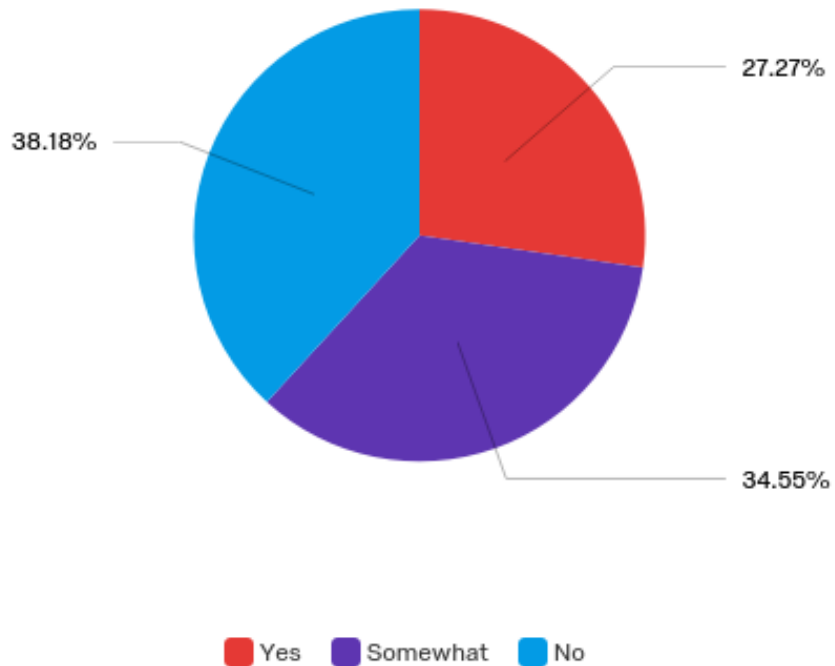
proximity to home
Financial Reasons
Proximity to home
Started there in [year removed]
Continuing education program
Local
Sports
It was near my house.
Was looking for a school I could easily transfer to
My [relationship removed] is an employee

**Level of agreement concerning whether FSU lived up to your expectations in
the following areas:**

Question	Strongly Disagree	Disagree	Neutral	Agree	Strongly Agree	Total
The academic reputation of FSU	1.82% 1	1.82% 1	7.27% 4	58.18% 32	30.91% 17	55
FSU's graduates obtain good jobs	3.64% 2	0.00% 0	47.27% 26	34.55% 19	14.55% 8	55
The small class size	1.82% 1	1.82% 1	18.18% 10	50.91% 28	27.27% 15	55
The academic rigor of your program	3.64% 2	1.82% 1	18.18% 10	50.91% 28	25.45% 14	55
The personal attention you received	1.82% 1	1.82% 1	16.36% 9	40.00% 22	40.00% 22	55
The faculty/staff cared about your success	1.82% 1	1.82% 1	7.27% 4	50.91% 28	38.18% 21	55

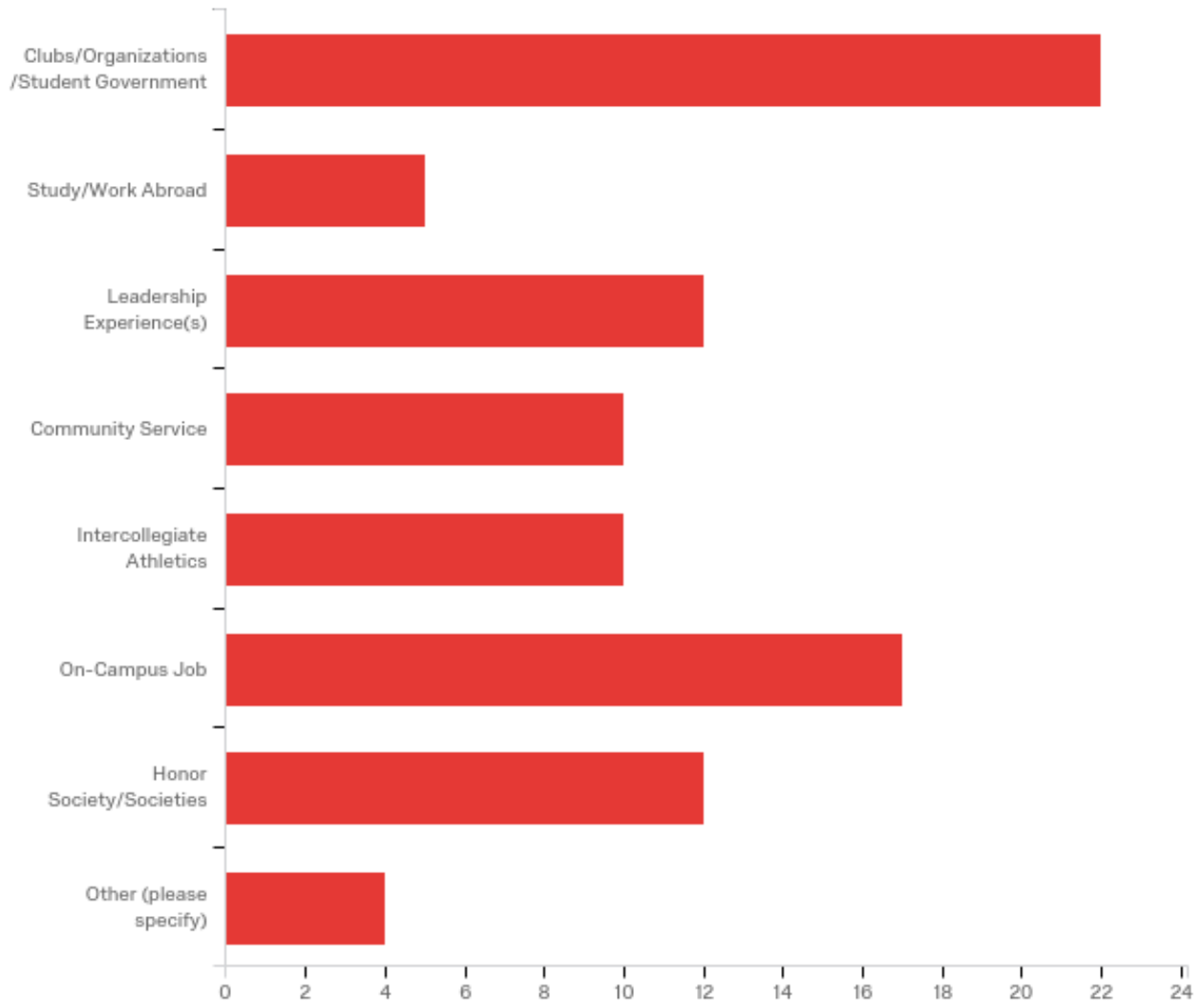


While enrolled at FSU, would you have considered yourself an "actively involved" student outside of the classroom?



Answer	Percent	Count
Yes	27.27%	15
Somewhat	34.55%	19
No	38.18%	21
Total	100%	55

Which activities did you regard as important aspects of your undergraduate experience?

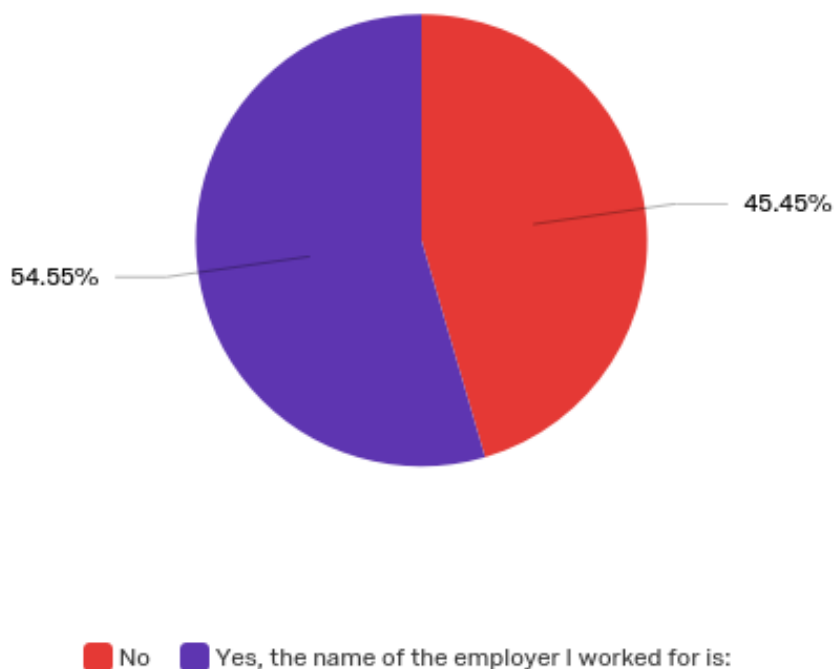


Answer	Percent of Cases	Percent	Count
Clubs/Organizations/Student Government	53.66%	23.91%	22
Study/Work Abroad	12.20%	5.43%	5
Leadership Experience(s)	29.27%	13.04%	12
Community Service	24.39%	10.87%	10
Intercollegiate Athletics	24.39%	10.87%	10
On-Campus Job	41.46%	18.48%	17
Honor Society/Societies	29.27%	13.04%	12
Other (please specify)	9.76%	4.35%	4
Total		100%	41

Other (please specify)

Research assistant
Amazing professors
Quality Continuing Ed program
None

Did you complete an internship an/or practicum while enrolled at FSU?



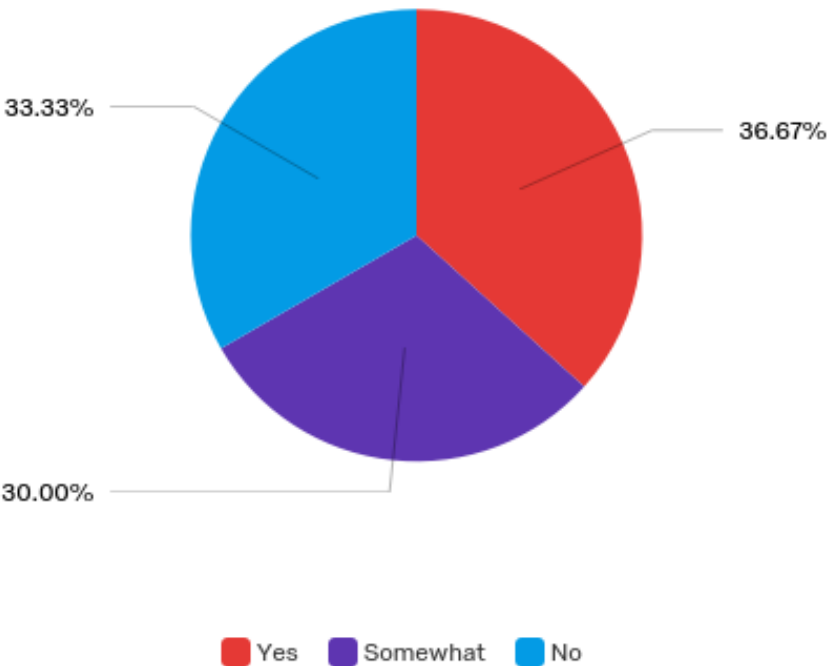
Answer	Percent	Count
No	45.45%	25
Yes, the name of the employer I worked for is:	54.55%	30
Total	100%	55

Yes, the name of the employer I worked for is:

Multicultural Affairs
The Paper Store
Medfield HS
Dunkin Brands

Field studies 1-3
Town of Framingham
Dana Farber
Boys & Girls Club MetroWest
The Walt Disney Company
Field study 1,2,3 & student teaching
Tufts Health Plan
Commonwealth
Council on Contemporary Families
Hudson Public Schools
Norwood Middle School
Christa McCauliffe Center
Interdisciplinary Affective Science Laboratory (IASL)
Museum of science
Top It Off Accessories
Mediaboss
TJX
Applause formerly uTest
SILD Office
Worcester Art Museum
Papercut Magazine
Walt Disney World
Rhode Island State Police
Build-a-Bear

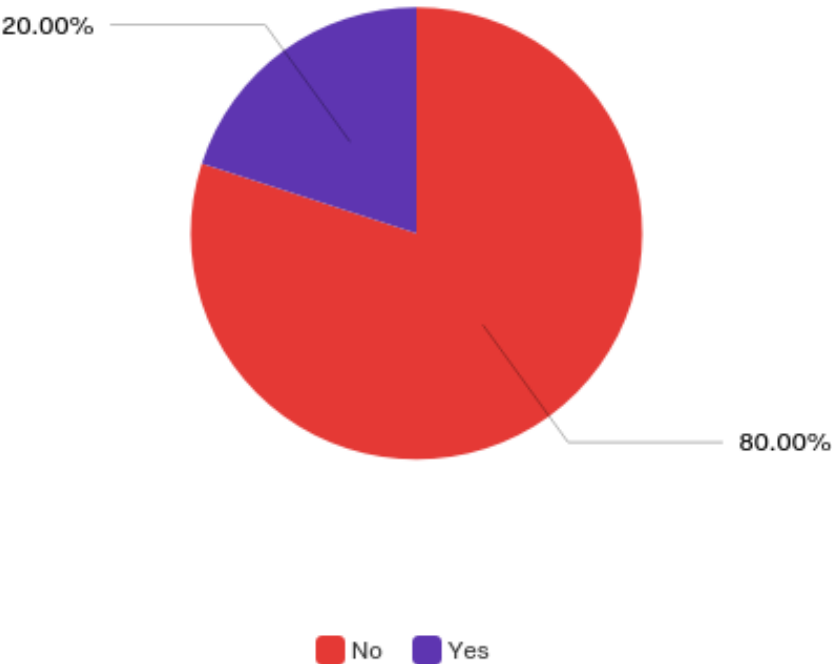
Did this internship help you network to employment after graduation?



Answer	Percent	Count
Yes	36.67%	11
Somewhat	30.00%	9
No	33.33%	10
Total	100%	30



Have you enrolled in a degree program since graduating from FSU?



Answer	Percent	Count
No	80.00%	44
Yes	20.00%	11
Total	100%	55



Which type of program are you enrolled in?

Answer	Percent	Count
Certificate	0.00%	0
Second Bachelor's Degree	0.00%	0
Master's Degree	100.00%	11
Doctoral Degree (Ph.D., Ed.D., etc)	0.00%	0
Professional (Law and Medicine)	0.00%	0
Other (please specify)	0.00%	0
Total	100%	11

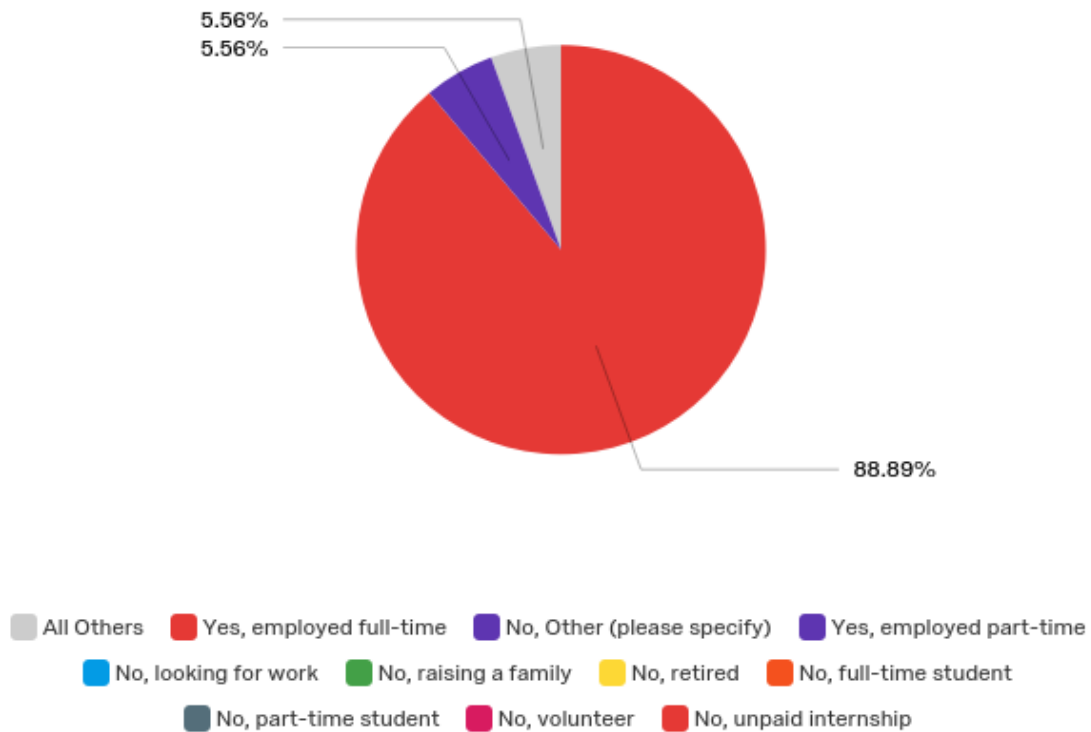


College or university you are attending and degree you are completing:

Name of Institution:	Percent	Count
AIC	9.09%	1
Master's Degree of Education in Moderate Disabilities	9.09%	1
Boston University	9.09%	1
MSW	9.09%	1
Framingham State University	18.18%	2
Teaching English as a Second Language	9.09%	1
Masters of S.T.E.M	9.09%	1
Harvard Graduate School of Education	9.09%	1
M.Ed. in Language and Literacy	9.09%	1
Lasell College	9.09%	1
Project Management	9.09%	1
Salem State University	9.09%	1
Higher Education Student Affairs	9.09%	1
University of Windsor	9.09%	1
Masters of Sport Management	9.09%	1
Western New England University	9.09%	1
Secondary education	9.09%	1
Westfield state	9.09%	1
Med history	9.09%	1
Worcester State University	9.09%	1
Master of Arts in History	9.09%	1
Total	100%	11



Are you currently working for pay right now?



Answer	Percent	Count
Yes, employed full-time	88.89%	48
Yes, employed part-time	5.56%	3
No, looking for work	1.85%	1
No, raising a family	1.85%	1
No, retired	0.00%	0
No, full-time student	0.00%	0
No, part-time student	0.00%	0
No, volunteer	0.00%	0
No, unpaid internship	0.00%	0
No, Other (please specify)	1.85%	1
Total	100%	54

No, Other (please specify)

Worked the past two years as a 5th grade teacher but now that school is shutting down.



What type of organization is your primary employment?

Answer	Percent	Count
Elementary or secondary education (public or private)	18.00%	9
Higher Education (public or private)	4.00%	2
International organization in the US	26.00%	13
International organization outside of the US	4.00%	2
Private for-profit corporation/company/group practice	22.00%	11
Private non-profit organization (except education and international organizations)	10.00%	5
State and local government, institution or agency (except education)	6.00%	3
Federal government (except military)	2.00%	1
Self-employed in own business or professional non-group practice	0.00%	0
U.S. Military	0.00%	0
Other (please specify)	8.00%	4
Total	100%	50

Other (please specify)

Hospitality
Retail
Motus
Gas Pipeline Industry

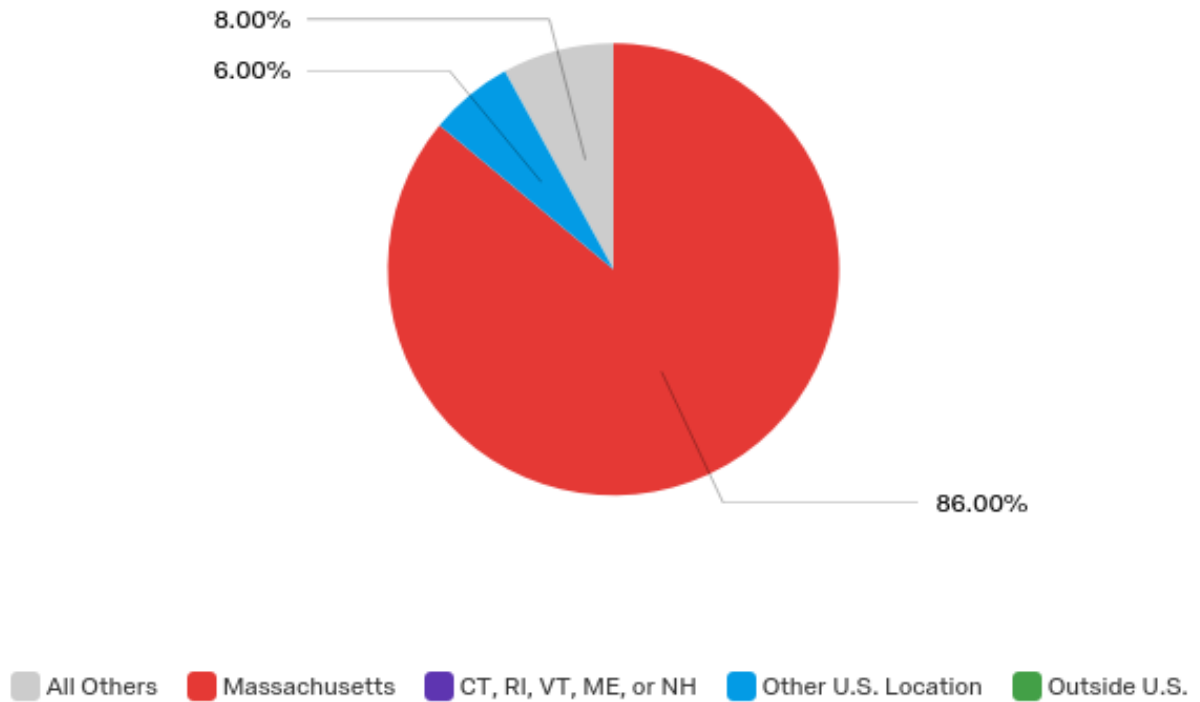
What is the name of the firm or organization and the title of your position?

Organization	Percent	Count
Agawam high school	2.04%	1
Math teacher	2.04%	1
American Institutes for Research	2.04%	1
Research Associate	2.04%	1
Associate buyer merchandiser	2.04%	1
(blank)	2.04%	1
BJ's Wholesale	2.04%	1
Allocation Specialist	2.04%	1
Brigham and Womens Hospital	2.04%	1
New patient coordinator	2.04%	1
Childrens arts, recreation and enrichment services	2.04%	1
Site coordinator for arts and recreation program	2.04%	1
Clarks	2.04%	1
Sample Coordinator	2.04%	1
COMSOL, Inc	2.04%	1
Graphic Designer and Team Leader	2.04%	1
Criterion Child Enrichment	2.04%	1
Developmental Specialist	2.04%	1
Department of children and Families	2.04%	1
Helpdesk Analyst	2.04%	1
Disney	2.04%	1
Animal keeper 1	2.04%	1
Dr Dental	2.04%	1
HR coordinator	2.04%	1
Dunkin Brands	2.04%	1
Research and Development Technologist	2.04%	1
Dunkin Donuts	2.04%	1
Crew Member	2.04%	1
Framingham State University	2.04%	1
Staff Assistant	2.04%	1
Gap Factory	2.04%	1
Acting Manager	2.04%	1
Genuine parts company	2.04%	1
Outside Sales Professional	2.04%	1
HubSpot	2.04%	1
Talent Sourcer	2.04%	1
I'd rather not tell you	2.04%	1

Math teacher	2.04%	1
Installed building products / Coldwell banker	2.04%	1
Interiors sales management /realtor	2.04%	1
LRW playschool	2.04%	1
Teacher	2.04%	1
Massachusetts Fish & Wildlife	2.04%	1
Fisheries Technician	2.04%	1
MathWorks Inc	2.04%	1
Customer Service Coordinator	2.04%	1
Midstate medical venter	2.04%	1
Assistant director	2.04%	1
Milford regional medical center	2.04%	1
Administrative assistant	2.04%	1
Motus	2.04%	1
Training Specialist	2.04%	1
New Balance	2.04%	1
Associate Apparel Designer	2.04%	1
Price Chopper	2.04%	1
Cash Office Supervisor	2.04%	1
ServiceNow	2.04%	1
Solutions consultant	2.04%	1
Siemens Healthcare USA	2.04%	1
Customer Operations	2.04%	1
Spectra Energy	2.04%	1
Database Specialist	2.04%	1
Springfield public schools	2.04%	1
Teacher	2.04%	1
SR Technics	2.04%	1
Account manager	2.04%	1
St Lukes Hospital	2.04%	1
RN	2.04%	1
Sudbury Public Schools	4.08%	2
4th grade teacher	2.04%	1
Fourth Grade Teacher	2.04%	1
The Florida Hotel & Conference Center	2.04%	1
Marketing Coordinator	2.04%	1
The Paper Store	2.04%	1
Planner	2.04%	1
The TJX Companies ,Inc	2.04%	1
Senior Allocation Analyst	2.04%	1
The Walt Disney company	2.04%	1

Concierge	2.04%	1
Town of Framingham	2.04%	1
Teacher	2.04%	1
Tufts Health Plan	2.04%	1
Associate Technical Analyst	2.04%	1
VA Boston Healthcare System	2.04%	1
Health Science Specialist	2.04%	1
Verizon wireless	2.04%	1
Sales rep	2.04%	1
Wal-Mart	2.04%	1
Cake Decorator	2.04%	1
Wasserman	2.04%	1
Intern	2.04%	1
Wellesley College	2.04%	1
Summer Programing and External Events Manager	2.04%	1
Wolters Kluwer	2.04%	1
Software Quality Assurance Engineer	2.04%	1
YMCA	2.04%	1
Teen Program Director	2.04%	1
Total	100%	49

Location of Employment:



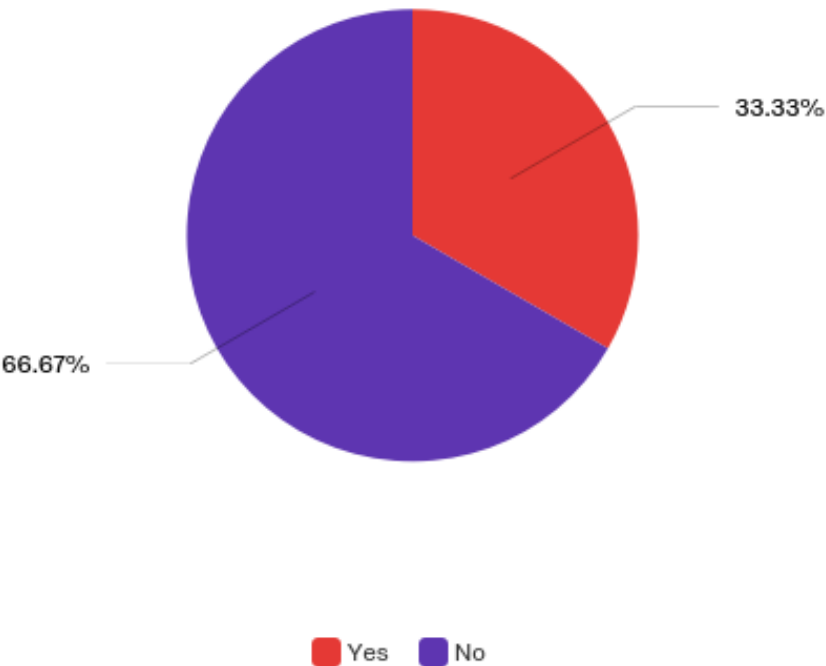
Answer	Percent	Count
Massachusetts	86.00%	43
CT, RI, VT, ME, or NH	4.00%	2
Other U.S. Location	6.00%	3
Outside U.S.	4.00%	2
Total	100%	50

What is your appropriate annual salary range?

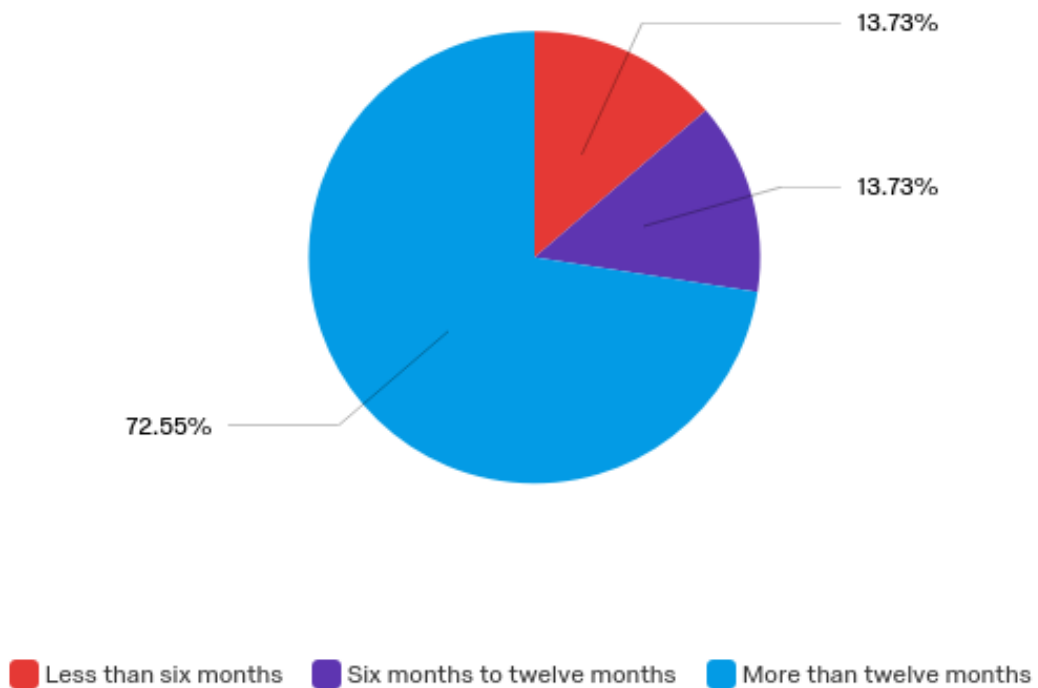
Answer	Percent	Count
Below \$20,000	7.84%	4
\$20,000 - \$24,999	5.88%	3
\$25,000 - \$29,999	7.84%	4
\$30,000 - \$34,999	1.96%	1
\$35,000 - \$39,999	7.84%	4
\$40,000 - \$44,999	5.88%	3
\$45,000 - \$49,999	17.65%	9
\$50,000- \$54,999	19.61%	10
\$55,000 - \$74,000	19.61%	10
\$75,000 +	5.88%	3
Total	100%	51



Have you attained a leadership position at your current job?

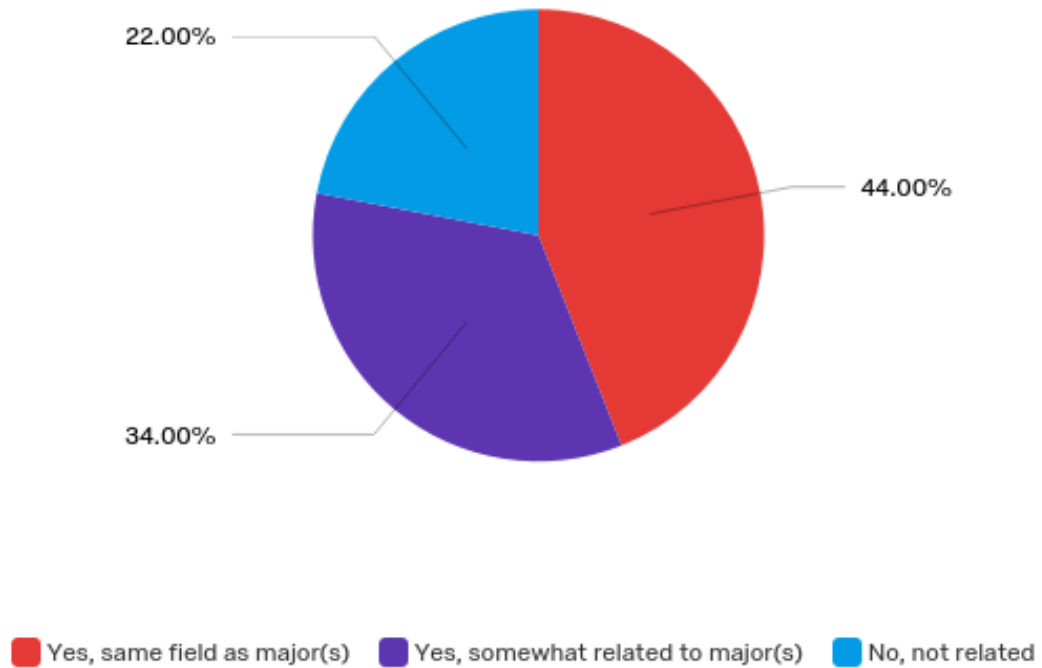


How long have you been employed by your current employer?



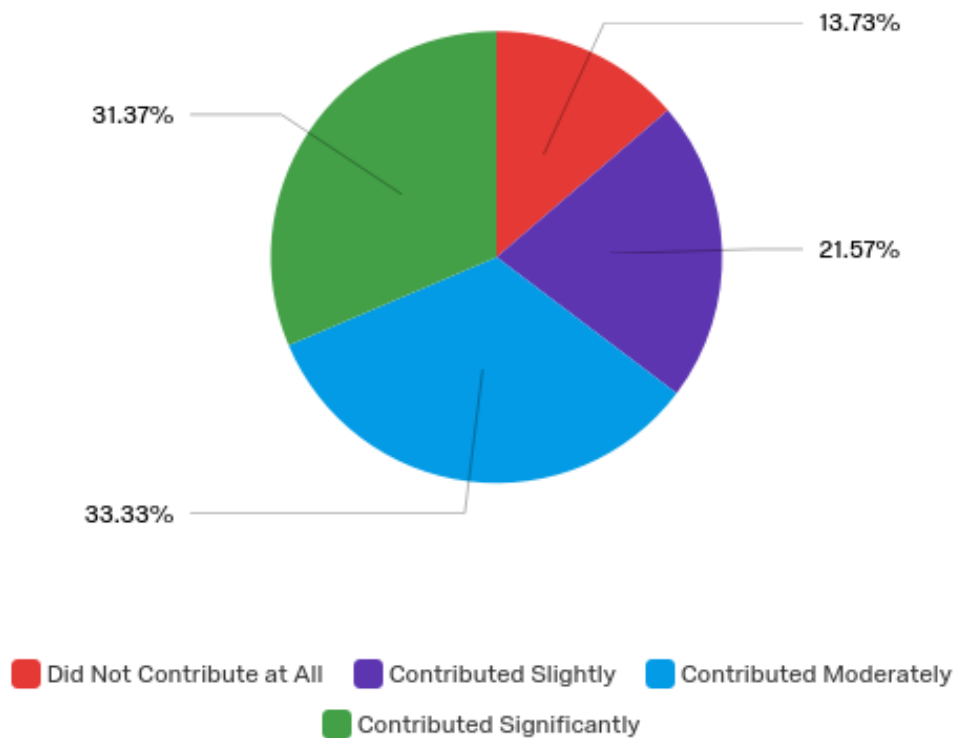
Answer	Percent	Count
Less than six months	13.73%	7
Six months to twelve months	13.73%	7
More than twelve months	72.55%	37
Total	100%	51

Is your current position related to your undergraduate field(s) of study?



Answer	Percent	Count
Yes, same field as major(s)	44.00%	22
Yes, somewhat related to major(s)	34.00%	17
No, not related	22.00%	11
Total	100%	50

Overall, how much has FSU contributed to the knowledge and skills required at your current position?



Answer	Percent	Count
Did Not Contribute at All	13.73%	7
Contributed Slightly	21.57%	11
Contributed Moderately	33.33%	17
Contributed Significantly	31.37%	16
Total	100%	51

**Indicate the degree to which FSU contributed to your knowledge/skills/abilities
in...**

Question	Did Not Contribute at All	Slightly Contributed	Somewhat Contributed	Generally Contributed	Total
Apply math in problem solving	19.15% 9	17.02% 8	19.15% 9	44.68% 21	47
Apply science (Biology/Chemistry/Physics) in problem solving	34.78% 16	26.09% 12	19.57% 9	19.57% 9	46
Apply concepts from your major in problem solving or work projects	6.12% 3	6.12% 3	28.57% 14	59.18% 29	49
Apply methods from your major (experimentation, analysis, programming, etc) in problem solving or work projects	10.87% 5	13.04% 6	28.26% 13	47.83% 22	46
Use information technology correctly and productively as part of professional work	21.28% 10	14.89% 7	27.66% 13	36.17% 17	47
Use computer tools or programs that are important for my professional work	17.02% 8	8.51% 4	27.66% 13	46.81% 22	47
Make clear formal presentations that fit audience interests	10.42% 5	6.25% 3	31.25% 15	52.08% 25	48
Write clearly and concisely	8.16% 4	12.24% 6	18.37% 9	61.22% 30	49
Critical evaluation of possible solutions and choose best one	6.12% 3	12.24% 6	22.45% 11	59.18% 29	49
Critical thinking in addressing issues	10.20% 5	8.16% 4	30.61% 15	51.02% 25	49
Use quantitative data and reasoning to support decision making	17.78% 8	6.67% 3	24.44% 11	51.11% 23	45
Solve complex problems in logical, methodical manner	14.89% 7	17.02% 8	27.66% 13	40.43% 19	47
Develop creative, innovative ideas in work projects	6.38% 3	12.77% 6	36.17% 17	44.68% 21	47
Lead a team in accomplishing a project	16.00% 8	18.00% 9	26.00% 13	40.00% 20	50
Manage others in work settings	16.33% 8	16.33% 8	38.78% 19	28.57% 14	49
Function effectively as a member of a team	8.33% 4	12.50% 6	20.83% 10	58.33% 28	48
Listen to others in team meetings	14.58% 7	6.25% 3	31.25% 15	47.92% 23	48

	7	3	15	23	
Function effectively in ethnically/culturally diverse environments	10.20% 5	16.33% 8	20.41% 10	53.06% 26	49
Engage life-long learning through formal programs or independent learning	10.42% 5	18.75% 9	29.17% 14	41.67% 20	48
Find/Utilize a variety of informational resources needed for a project	10.64% 5	8.51% 4	38.30% 18	42.55% 20	47
Conduct applied research	16.67% 7	19.05% 8	19.05% 8	45.24% 19	42
Meet professional / ethical responsibilities	10.87% 5	13.04% 6	21.74% 10	54.35% 25	46
Use current professional business practices	17.39% 8	10.87% 5	17.39% 8	54.35% 25	46
Deliver quality results in a timely manner	8.33% 4	8.33% 4	14.58% 7	68.75% 33	48
Complete an independent project with little supervision	4.26% 2	8.51% 4	23.40% 11	63.83% 30	47
Proactively plan for your career	21.57% 11	21.57% 11	25.49% 13	31.37% 16	51
Actively participate as a local and national citizen	15.56% 7	22.22% 10	31.11% 14	31.11% 14	45

Indicate how important each ability has been in your career so far...

Question	Not Important at All	Fairly Important	Quite Important	Very Important	Total
Apply math in problem solving	19.51% 8	41.46% 17	9.76% 4	29.27% 12	41
Apply science (Biology/Chemistry/Physics) in problem solving	59.46% 22	24.32% 9	2.70% 1	13.51% 5	37
Apply concepts from your major in problem solving or work projects	6.98% 3	16.28% 7	30.23% 13	46.51% 20	43
Apply methods from your major (experimentation, analysis, programming, etc) in problem solving or work projects	16.67% 7	23.81% 10	11.90% 5	47.62% 20	42
Use information technology correctly and productively as part of professional work	16.28% 7	13.95% 6	16.28% 7	53.49% 23	43
Use computer tools or programs that are important for my professional work	9.30% 4	11.63% 5	16.28% 7	62.79% 27	43
Make clear formal presentations that fit audience interests	6.98% 3	13.95% 6	25.58% 11	53.49% 23	43
Write clearly and concisely	4.65% 2	6.98% 3	25.58% 11	62.79% 27	43
Critical evaluation of possible solutions and choose best one	4.65% 2	11.63% 5	23.26% 10	60.47% 26	43
Critical thinking in addressing issues	4.65% 2	6.98% 3	20.93% 9	67.44% 29	43
Use quantitative data and reasoning to support decision making	16.67% 7	16.67% 7	19.05% 8	47.62% 20	42
Solve complex problems in logical, methodical manner	11.90% 5	7.14% 3	23.81% 10	57.14% 24	42
Develop creative, innovative ideas in work projects	2.33% 1	11.63% 5	25.58% 11	60.47% 26	43
Lead a team in accomplishing a project	9.09% 4	18.18% 8	34.09% 15	38.64% 17	44
Manage others in work settings	7.14% 3	19.05% 8	35.71% 15	38.10% 16	42
Function effectively as a member of a team	6.82% 3	0.00% 0	15.91% 7	77.27% 34	44
Listen to others in team meetings	6.82% 3	2.27% 1	18.18% 8	72.73% 32	44
Function effectively in ethnically/culturally diverse environments	4.76% 2	9.52% 4	19.05% 8	66.67% 28	42



Engage life-long learning through formal programs or independent learning	9.52% 4	16.67% 7	30.95% 13	42.86% 18	42
Find/Utilize a variety of informational resources needed for a project	6.82% 3	20.45% 9	22.73% 10	50.00% 22	44
Conduct applied research	21.43% 9	23.81% 10	21.43% 9	33.33% 14	42
Meet professional / ethical responsibilities	9.09% 4	4.55% 2	29.55% 13	56.82% 25	44
Use current professional business practices	9.52% 4	14.29% 6	26.19% 11	50.00% 21	42
Deliver quality results in a timely manner	6.82% 3	2.27% 1	15.91% 7	75.00% 33	44
Complete an independent project with little supervision	4.65% 2	0.00% 0	20.93% 9	74.42% 32	43
Proactively plan for your career	6.98% 3	18.60% 8	18.60% 8	55.81% 24	43
Actively participate as a local and national citizen	11.63% 5	20.93% 9	32.56% 14	34.88% 15	43



Majors(s) at the time of graduation from FSU.

Answer	Percent	Count
Art History	0.00%	0
Biology	4.17%	2
Business and Information Technology	2.08%	1
Business Administration	12.50%	6
Chemistry	0.00%	0
Commonwealth Honors Program	0.00%	0
Communication Arts	4.17%	2
Computer Science	4.17%	2
Criminology	2.08%	1
Early Childhood Education	0.00%	0
Economics	0.00%	0
Elementary Education	6.25%	3
English	0.00%	0
Environmental Science	0.00%	0
Fashion Design and Retailing	12.50%	6
Food and Nutrition	2.08%	1
Food Science	2.08%	1
Geography	4.17%	2
Health and Consumer Sciences	0.00%	0
History	6.25%	3
Liberal Studies	12.50%	6
Liberal Studies-Interdisciplinary	4.17%	2
Mathematics	6.25%	3
Modern Languages	0.00%	0
Nursing	2.08%	1



Political Science	0.00%	0
Psychology	4.17%	2
Sociology	4.17%	2
Studio Art	4.17%	2
Total	100%	48

Secondary major (if applicable) at the time of graduation from FSU.

Answer	Percent	Count
Biology	12.50%	1
Business and Information Technology	12.50%	1
English	12.50%	1
Geography	12.50%	1
Liberal Studies-Interdisciplinary	12.50%	1
Mathematics	12.50%	1
Psychology	12.50%	1
Sociology	12.50%	1
Total	100%	8

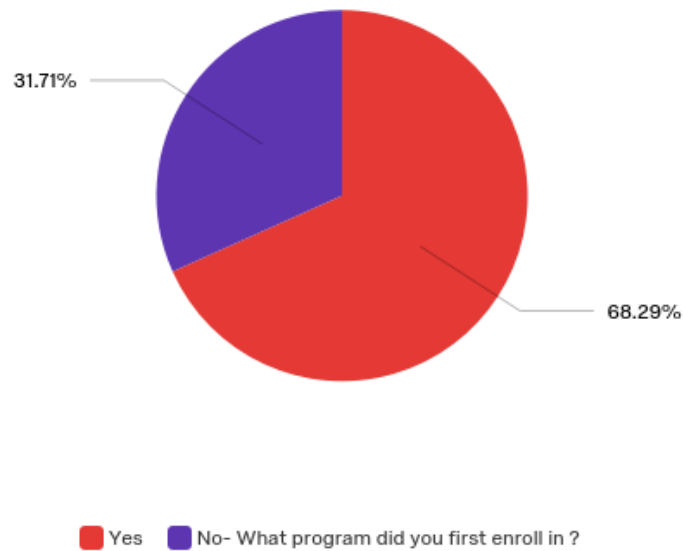


Minor (if applicable) at the time of graduation from FSU.

Answer	Percent	Count
Apparel Design Minor	5.26%	1
English Minor	5.26%	1
History Education 8-12 Minor	5.26%	1
History Minor	5.26%	1
Mathematics Minor	5.26%	1
Spanish Minor	5.26%	1
Studio Art Minor	5.26%	1
Biology Minor	10.53%	2
Information Technology Minor	10.53%	2
Psychology Minor	10.53%	2
Business Administration Minor	15.79%	3
Sociology Minor	15.79%	3
Total	100%	19



Was the primary major you listed the first you enrolled in at FSU?

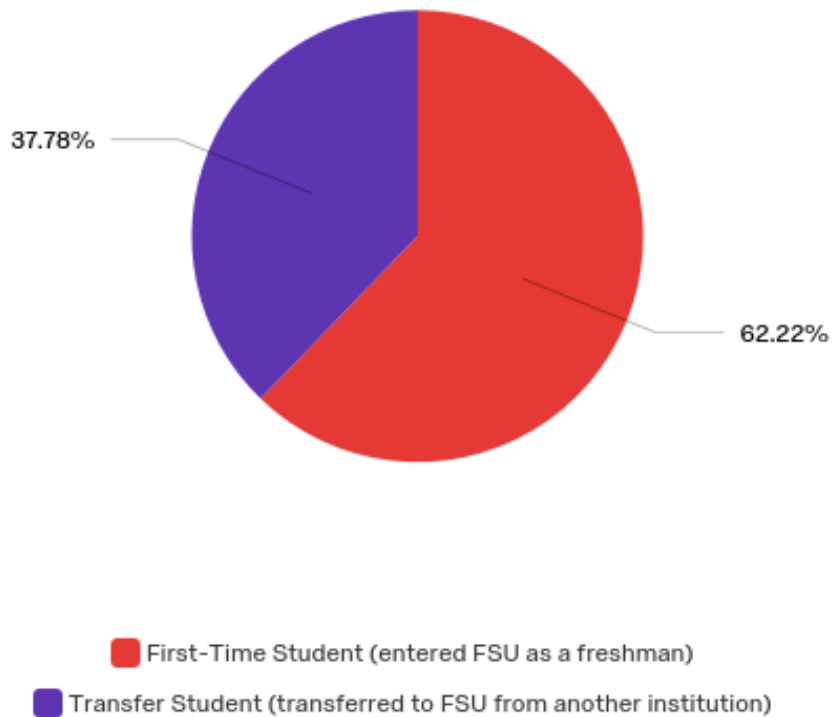


Answer	Percent	Count
Yes	68.29%	28
No- What program did you first enroll in?	31.71%	13
Total	100%	41

No- What program did you first enroll in?

Program	Percent	Count
Art History	8.33%	1
Biology	8.33%	1
Business	25.00%	3
Education	25.00%	3
Fashion Merchandising	8.33%	1
Math Secondary Education	8.33%	1
Undeclared	16.67%	2
Total	100.00%	12

What was your classification upon entering FSU?



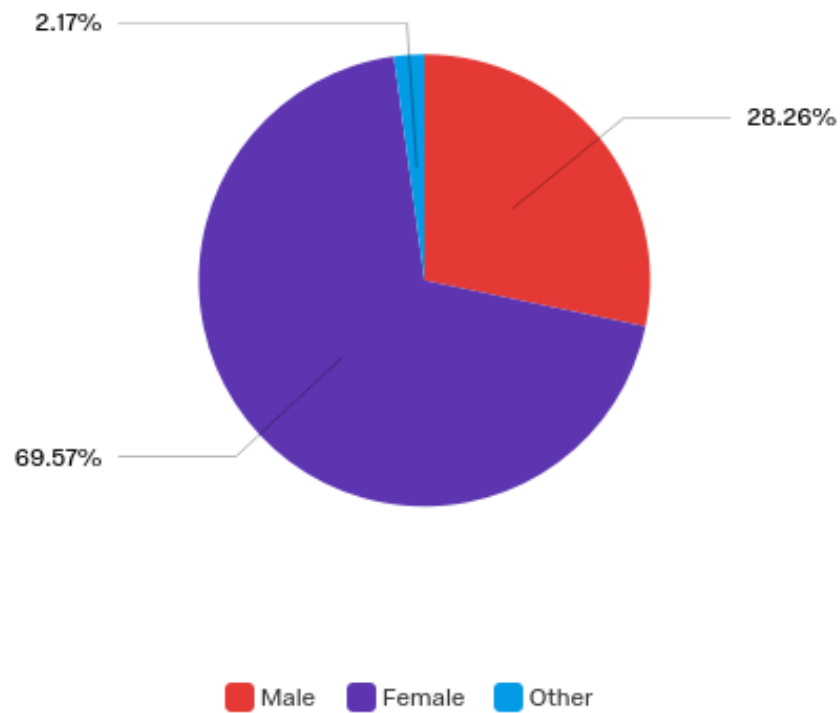
Answer	Percent	Count
First-Time Student (entered FSU as a freshman)	62.22%	28
Transfer Student (transferred to FSU from another institution)	37.78%	17
Total	100%	45

What is your racial background (choose one or more):

Answer	Percent	Count
American Indian/Alaskan Native	0.00%	0
Asian	0.00%	0
Black/African American	6.67%	3
Cape Verdean	0.00%	0
Hispanic	8.89%	4
Native Hawaiian/Other Pacific Islander	0.00%	0
Multi Race	2.22%	1
White	82.22%	37
Total	100%	45



Gender:



Answer	Percent	Count
Male	28.26%	13
Female	69.57%	32
Other	2.17%	1
Total	100%	46