



**Discover. Achieve. Succeed**

# **FRAMINGHAM STATE UNIVERSITY**

## **Office of Institutional Assessment**

### **2016 Graduate Exit Survey Report**

### **Master's in Healthcare Administration**

**Total Respondents: 5**

Mark Nicholas, Ph.D., Director of Assessment

Brittany Brown, BA, Staff Assistant

July 2016

## Table of Contents

How many years did it take you to finish this degree?.....	3
Major of Graduate Respondents .....	4
Question 4: How did you first hear about FSU graduate programs?.....	5
Question 6: Why did you choose to attend FSU for your graduate program? .....	6
Question 7: Did you apply to any other universities for graduate school? .....	8
Question 8: What was your rating of FSU at the time you applied for admission? .....	9
Question 9: Please indicate the level of challenge presented by each item below based on your experience while pursuing your graduate degree:.....	10
Question 10: How did you finance your graduate education?.....	12
Question 11: How applicable were the program requirements to your current/or future workplace? ....	13
Question 12: After completing your graduate program, how would you classify your level of preparation? .....	14
Question 13: Please indicate your level of satisfaction with FSU Graduate Services in the following areas: .....	15
Question 14: Please rate your level of satisfaction with the following aspects of your graduate education experiences related to your degree:.....	16
Question 15: Please rate your level of agreement with the following statements:.....	18
Question 16: Did you receive your undergraduate degree from FSU? .....	19
Question 17: Would you select FSU if you were to begin graduate school all over again? .....	20
Question 18: Would you recommend FSU to other potential students? .....	21
Question 19: Would you recommend canceling or waiving the GRE or GMAT exam from the list of admission requirements? .....	22
Question 21: Are you an in-state, out of state, or international student? .....	23



How many years did it take you to finish this degree?

Answers
3
3 1/2 years
4
2
5



## Major of Graduate Respondents

Answer	Response Percent	Response Count
Master of Health Care Administration	100.00%	5
Total	100%	5

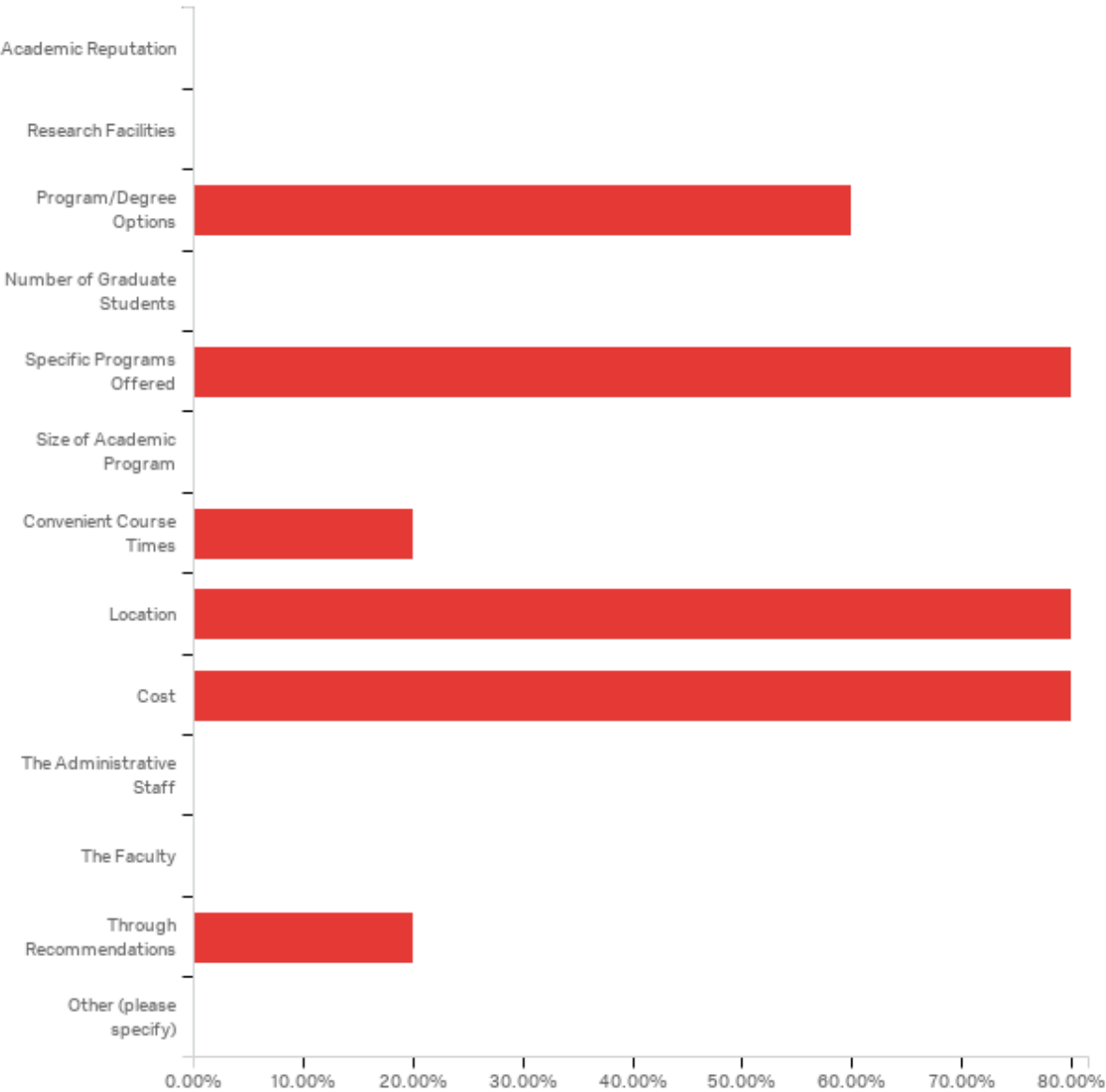


#### Question 4: How did you first hear about FSU graduate programs?

Answer	Response Count	Percent of Cases	Response Percent
Graduate Fair/Career Fair	0	0.00%	0.00%
FSU Website	4	80.00%	66.67%
Other Websites	0	0.00%	0.00%
Word of Mouth from FSU alumni	0	0.00%	0.00%
Word of Mouth from current FSU student	1	20.00%	16.67%
From an Undergraduate Faculty Member	0	0.00%	0.00%
Newspaper	0	0.00%	0.00%
Radio	0	0.00%	0.00%
Brochure	0	0.00%	0.00%
Other (please specify)	1	20.00%	16.67%
Total	5		100.00%



**Question 6: Why did you choose to attend FSU for your graduate program?**

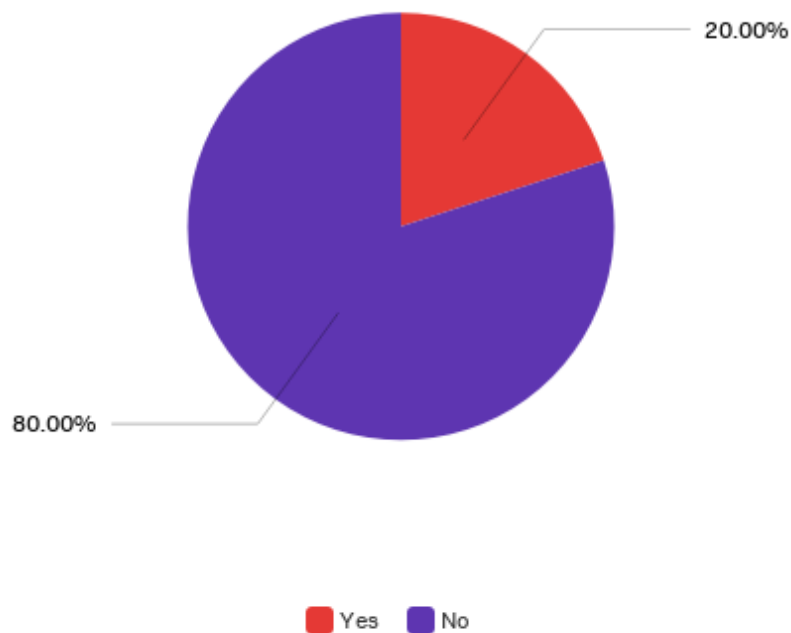


In the table below respondents selected the most significant reasons why they chose to attend FSU for their graduate program. Respondents indicated the most significant reasons were (1) location, cost and specific programs offered.



Answer	Response Count	Percent of Cases	Response Percent
Academic Reputation	0	0.00%	0.00%
The Faculty	0	0.00%	0.00%
Number of Graduate Students	0	0.00%	0.00%
The Administrative Staff	0	0.00%	0.00%
Size of Academic Program	0	0.00%	0.00%
Research Facilities	0	0.00%	0.00%
Other (please specify)	0	0.00%	0.00%
Through Recommendations	1	20.00%	5.88%
Convenient Course Times	1	20.00%	5.88%
Program/Degree Options	3	60.00%	17.65%
Location 1 <sup>st</sup>	4	80.00%	23.53%
Cost 1 <sup>st</sup>	4	80.00%	23.53%
Specific Programs Offered 1 <sup>st</sup>	4	80.00%	23.53%
<b>Total</b>	<b>5</b>		<b>100.00%</b>

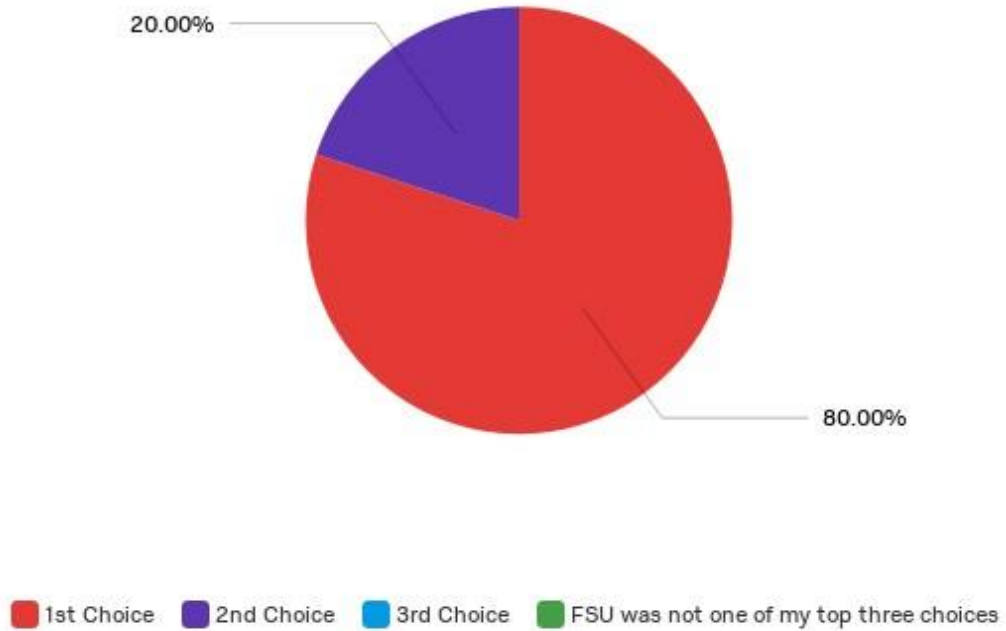
**Question 7: Did you apply to any other universities for graduate school?**



Answer	Response Percent	Response Count
Yes	20.00%	1
No	80.00%	4
Total	100%	5



**Question 8: What was your rating of FSU at the time you applied for admission?**



Answer	Response Percent	Response Count
1st Choice	80.00%	4
2nd Choice	20.00%	1
3rd Choice	0.00%	0
FSU was not one of my top three choices	0.00%	0
Total	100%	5

**Question 9: Please indicate the level of challenge presented by each item below  
based on your experience while pursuing your graduate degree:**

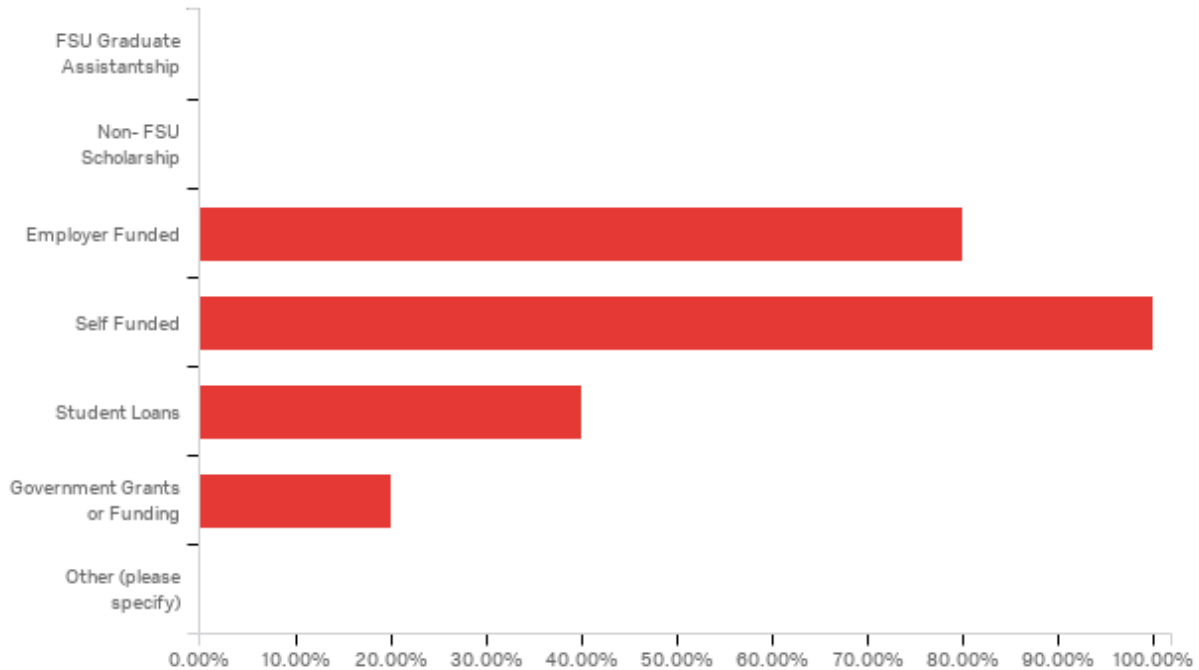
Question	Extremely Challenging	Challenging	Neutral	Not Challenging	Extremely Unchallenging	Total	Average Rating
<b>Work or Financial Obligations</b>	0%	60%	40%	0%	0%	5	2.40
	<b>60%</b>			<b>0%</b>			
<b>Family Obligations</b>	0%	50%	50%	0%	0%	4	2.50
	<b>50%</b>			<b>0%</b>			
<b>Location/Transportation</b>	0%	0%	40%	60%	0%	5	3.60
	<b>0%</b>			<b>60%</b>			
<b>Immigration Regulations</b>	0%	0%	0%	0%	0%	0	0.00
	<b>0%</b>			<b>0%</b>			
<b>Program Requirements or Structure</b>	0%	20%	40%	40%	0%	5	3.20
	<b>20%</b>			<b>40%</b>			
<b>Course Availability</b>	0%	20%	40%	40%	0%	5	3.20
	<b>20%</b>			<b>40%</b>			
<b>Communication with Faculty</b>	0%	20%	20%	40%	20%	5	3.60
	<b>20%</b>			<b>60%</b>			
<b>Communication with Graduate Office Staff</b>	0%	0%	60%	40%	0%	5	3.40
	<b>0%</b>			<b>40%</b>			
<b>Communication with Graduate Advisor</b>	0%	0%	50%	50%	0%	4	3.50
	<b>0%</b>			<b>50%</b>			
<b>Communication with Students Services Staff</b>	0%	0%	60%	40%	0%	5	3.40
	<b>0%</b>			<b>40%</b>			
<b>Communication with Graduate Admissions Office Staff</b>	0%	0%	60%	40%	0%	5	3.40



	<b>0%</b>			<b>40%</b>			
<b>Communication with Graduate Registrar Office Staff</b>	0%	20%	40%	40%	0%	5	3.20
	<b>20%</b>			<b>40%</b>			
<b>Course Requirements and Coursework</b>	0%	100%	0%	0%	0%	5	2.00
	<b>100%</b>			<b>0%</b>			
<b>Portfolio Requirement</b>	0%	0%	100%	0%	0%	1	3.00
	<b>0%</b>			<b>0%</b>			
<b>Practicum Requirement</b>	0%	0%	0%	0%	0%	0	0.00
	<b>0%</b>			<b>0%</b>			
<b>Comprehensive Exam</b>	0%	0%	0%	0%	0%	0	0.00
	<b>0%</b>			<b>0%</b>			

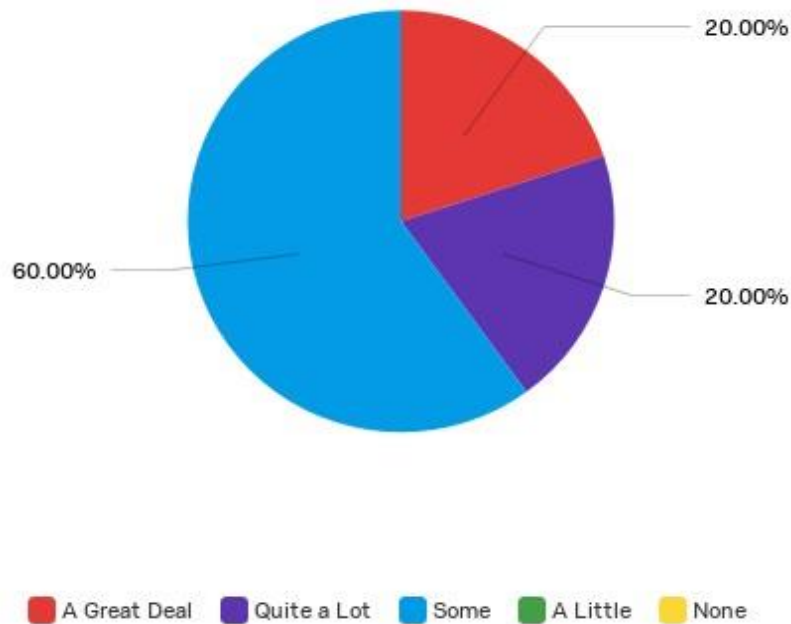


## Question 10: How did you finance your graduate education?



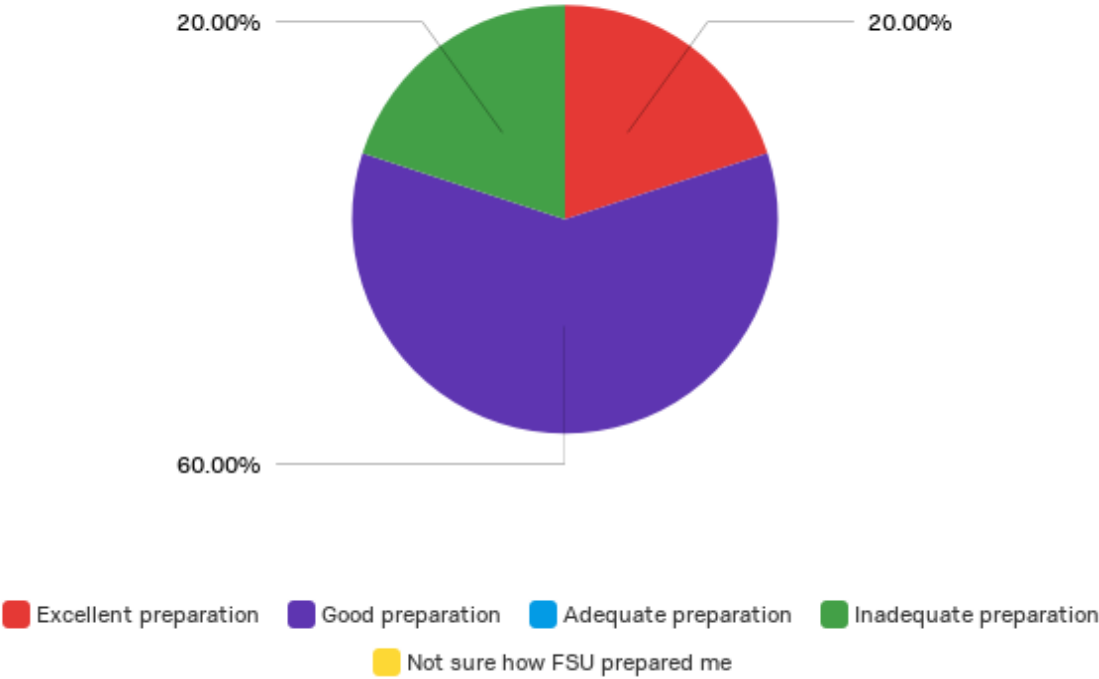
Answer	Response Count	Percent of Cases	Response Percent
FSU Graduate Assistantship	0	0.00%	0.00%
Non- FSU Scholarship	0	0.00%	0.00%
Employer Funded	4	80.00%	33.33%
Self Funded	5	100.00%	41.67%
Student Loans	2	40.00%	16.67%
Government Grants or Funding	1	20.00%	8.33%
Other (please specify)	0	0.00%	0.00%
Total	5		100.00%

**Question 11: How applicable were the program requirements to your current/or future workplace?**



Answer	Response Percent	Response Count
A Great Deal	20.00%	1
Quite a Lot	20.00%	1
Some	60.00%	3
A Little	0.00%	0
None	0.00%	0
Total	100%	5

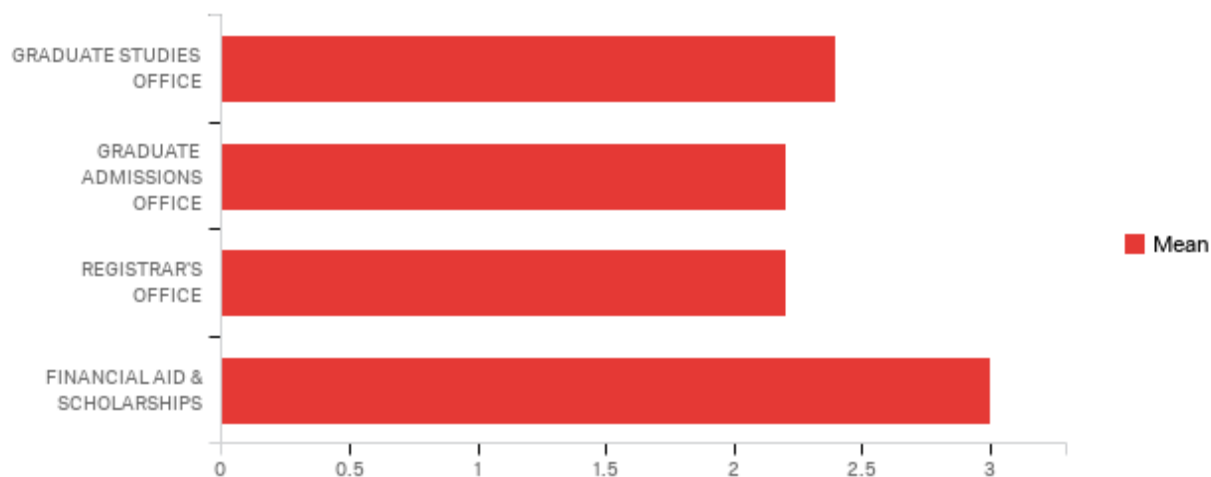
**Question 12: After completing your graduate program, how would you classify your level of preparation?**



Answer	Response Percent	Response Count
Excellent preparation	20.00%	1
Good preparation	60.00%	3
Adequate preparation	0.00%	0
Inadequate preparation	20.00%	1
Not sure how FSU prepared me	0.00%	0
Total	100%	5



**Question 13: Please indicate your level of satisfaction with FSU Graduate Services in the following areas:**



Question	Very Satisfied	Satisfied	Neutral	Dissatisfied	Very Dissatisfied	Total	Average Rating
GRADUATE STUDIES OFFICE	0%	60%	40%	0%	0%	5	2.40
	60%			0%			
GRADUATE ADMISSIONS OFFICE	0%	80%	20%	0%	0%	5	2.20
	80%			0%			
REGISTRAR'S OFFICE	0%	80%	20%	0%	0%	5	2.20
	80%			0%			
FINANCIAL AID & SCHOLARSHIPS	0%	0%	100%	0%	0%	5	3.00
	0%			0%			

**Question 14: Please rate your level of satisfaction with the following aspects of your graduate education experiences related to your degree:**

Question	Very Dissatisfied	Dissatisfied	Neutral	Satisfied	Very Satisfied	Total	Rating Average
Diversity of students with whom you took your courses	0%	0%	25%	75%	0%	4	3.75
	0%			75%			
Academic quality of students with whom you took courses	0%	0%	50%	50%	0%	4	3.50
	0%			50%			
Quality of instruction in your courses	0%	0%	25%	50%	25%	4	4.00
	0%			75%			
Faculty expertise	0%	0%	25%	25%	50%	4	4.25
	0%			75%			
Feedback you received in courses from faculty	0%	0%	50%	50%	0%	4	3.50
	0%			50%			
Accessibility of instructors	0%	0%	25%	75%	0%	4	3.75
	0%			75%			
Finding and working with your graduate program coordinator	0%	33%	0%	67%	0%	3	3.33
	33%			67%			
Quality of graduate advising from major professor or graduate advisor	0%	0%	0%	100%	0%	2	4.00
	0%			100%			
Degree plan flexibility and elective choices	0%	50%	50%	0%	0%	4	2.50
	50%			0%			
Program coverage of relevant content	0%	0%	25%	75%	0%	4	3.75
	0%			75%			
Sequencing of content across program courses	0%	25%	50%	25%	0%	4	3.00
	25%			25%			
Assistance with external certification process	0%	0%	0%	0%	0%	0	0.00
	0%			0%			
Availability of field experience(s)/practicum(s)/internship(s)	0%	100%	0%	0%	0%	2	2.00
	100%			0%			
Quality of your field experience(s)/practicum(s)/internship(s)	0%	100%	0%	0%	0%	1	2.00
	100%			0%			
Timing of your field experience(s)/practicum(s)/internship(s)	0%	0%	0%	0%	0%	0	0.00

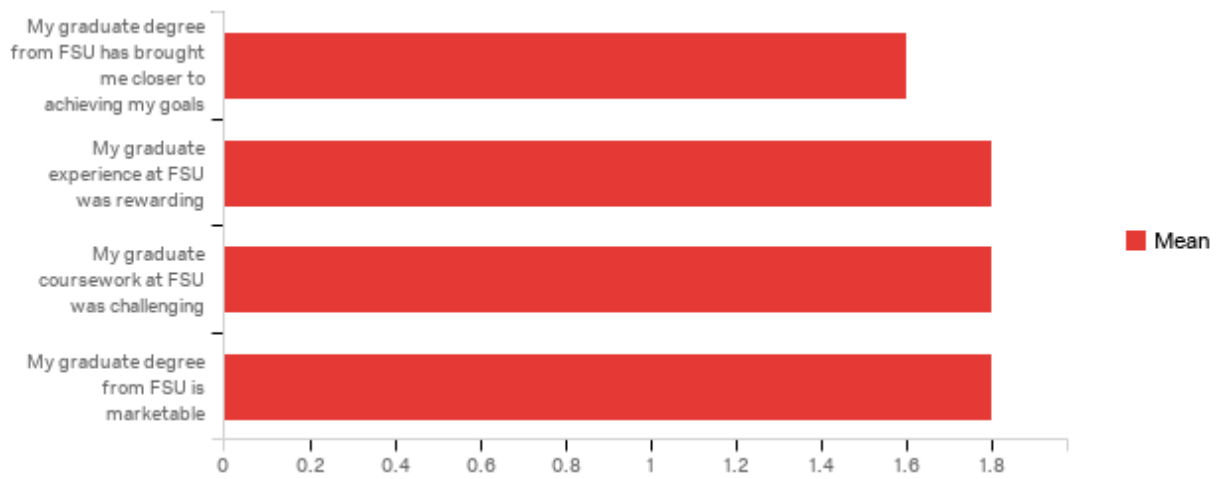




	<b>0%</b>			<b>0%</b>			
<b>Length of graduate program</b>	0%	0%	25%	50%	25%	4	4.00
	<b>0%</b>			<b>75%</b>			
<b>Support in planning and completing thesis, projects in lieu, or portfolio,...</b>	0%	0%	0%	67%	33%	3	4.33
	<b>0%</b>			<b>100%</b>			
<b>Assistance with finding employment</b>	0%	67%	33%	0%	0%	3	2.33
	<b>67%</b>			<b>0%</b>			

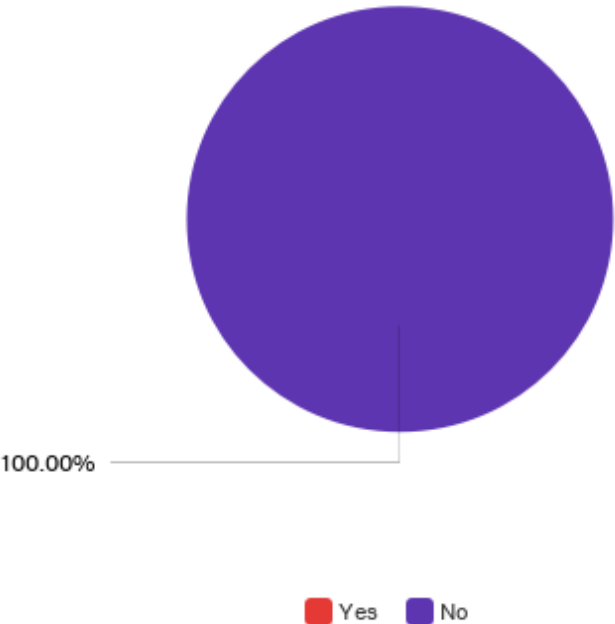


**Question 15: Please rate your level of agreement with the following statements:**



Question	Strongly Agree	Agree	Neutral	Disagree	Strongly Disagree	Total	Rating Average
My graduate degree from FSU has brought me closer to achieving my goals	40%	60%	0%	0%	0%	5	1.60
	100%			0%			
My graduate experience at FSU was rewarding	40%	40%	20%	0%	0%	5	1.80
	80%			0%			
My graduate coursework at FSU was challenging	40%	40%	20%	0%	0%	5	1.80
	80%			0%			
My graduate degree from FSU is marketable	20%	80%	0%	0%	0%	5	1.80
	100%			0%			

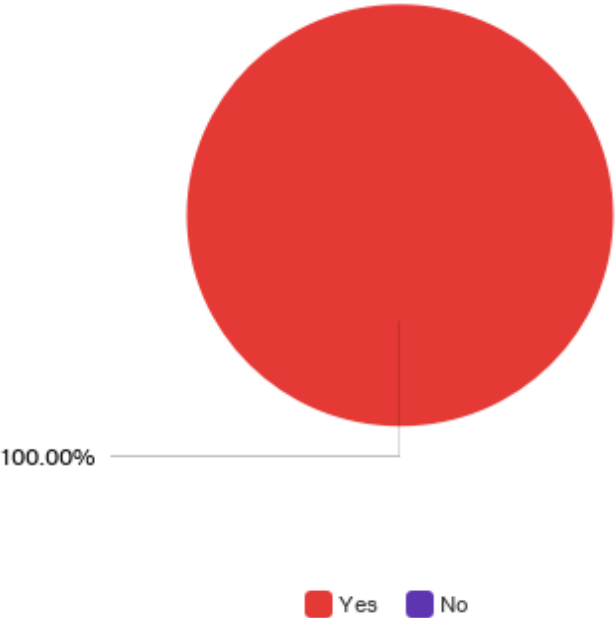
**Question 16: Did you receive your undergraduate degree from FSU?**



Answer	Response Percent	Response Count
Yes	0.00%	0
No	100.00%	5
Total	100%	5



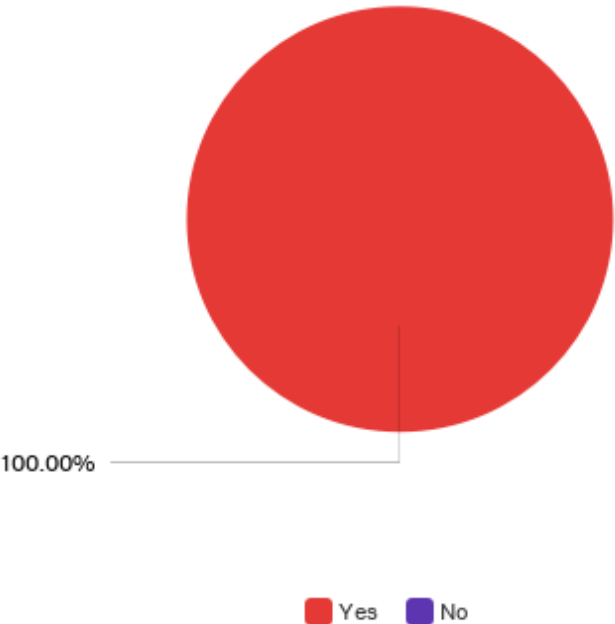
**Question 17: Would you select FSU if you were to begin graduate school all over again?**



Answer	Response Percent	Response Count
Yes	100.00%	5
No	0.00%	0
Total	100%	5



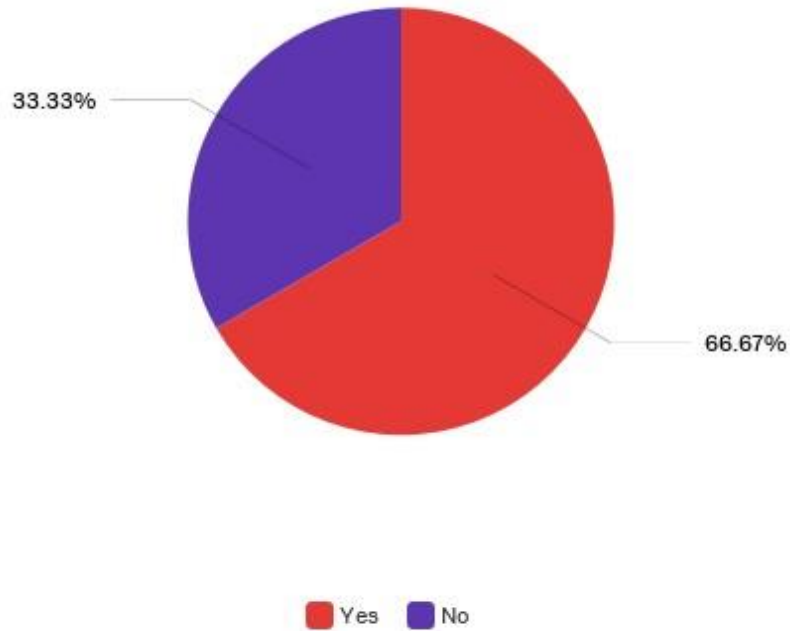
**Question 18: Would you recommend FSU to other potential students?**



Answer	Response Percent	Response Count
Yes	100.00%	5
No	0.00%	0
Total	100%	5

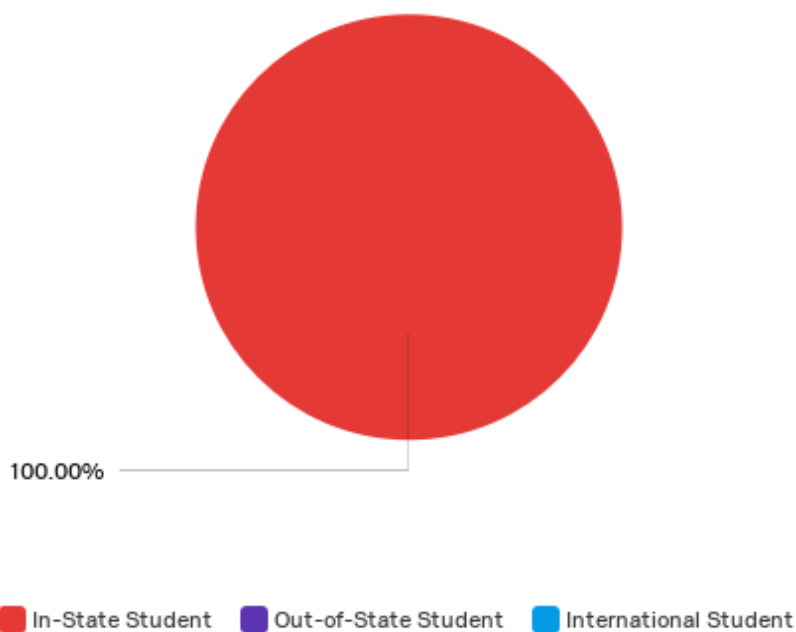


**Question 19: Would you recommend canceling or waiving the GRE or GMAT exam from the list of admission requirements?**



Answer	Response Percent	Response Count
Yes	66.67%	2
No	33.33%	1
Total	100%	3

**Question 21: Are you an in-state, out of state, or international student?**



Answer	Response Percent	Response Count
In-State Student	100.00%	5
Out-of-State Student	0.00%	0
International Student	0.00%	0
Total	100%	5