



Discover. Achieve. Succeed

FRAMINGHAM STATE UNIVERSITY

Office of Institutional Assessment

Graduate Student Exit Survey Report 2016-17

Master of Healthcare Administration

Total Respondents: 5

Mark Nicholas, Ph.D., Director of Assessment

Brittany Brown, BA, Staff Assistant

September 2017

Table of Contents

How many years did it take you to finish this degree?.....	3
What is the degree you are completing?.....	3
How did you first hear about FSU graduate programs?	4
Why did you choose to attend FSU for your graduate program?	5
Did you apply to any other universities for graduate school?	7
What was your rating of FSU at the time you applied for admission?	8
Please indicate the level of challenge presented by each item below based on your experience while pursuing your graduate degree:	9
How did you finance your graduate education?.....	11
How applicable were the program requirements to your current/or future workplace?	13
After completing your graduate program, how would you classify your level of preparation?	14
Please indicate your level of satisfaction with FSU Graduate Services in the following areas:.....	15
Please rate your level of satisfaction with the following aspects of your graduate education experiences related to your degree:	16
Please rate your level of agreement with the following statements:	18
Did you receive your undergraduate degree from FSU?	19
Would you select FSU if you were to begin graduate school all over again?	20
Would you recommend FSU to other potential students?.....	21
Are you an in-state, out-of-state, or international student (living inside or outside the U.S.)?.....	22
Did you complete this degree as:	23
What percentage of your classes did you take online and what percentage would you have preferred?	24
Are you completing your degree at an IEP site?	25



How many years did it take you to finish this degree?

Answer	Response Percent	Response Count
Less than 2 years	40.00%	2
2 - 4 years	60.00%	3
4- 6 years	0.00%	0
6 - 8 years	0.00%	0
More than 8 years	0.00%	0
Total	100%	5

What is the degree you are completing?

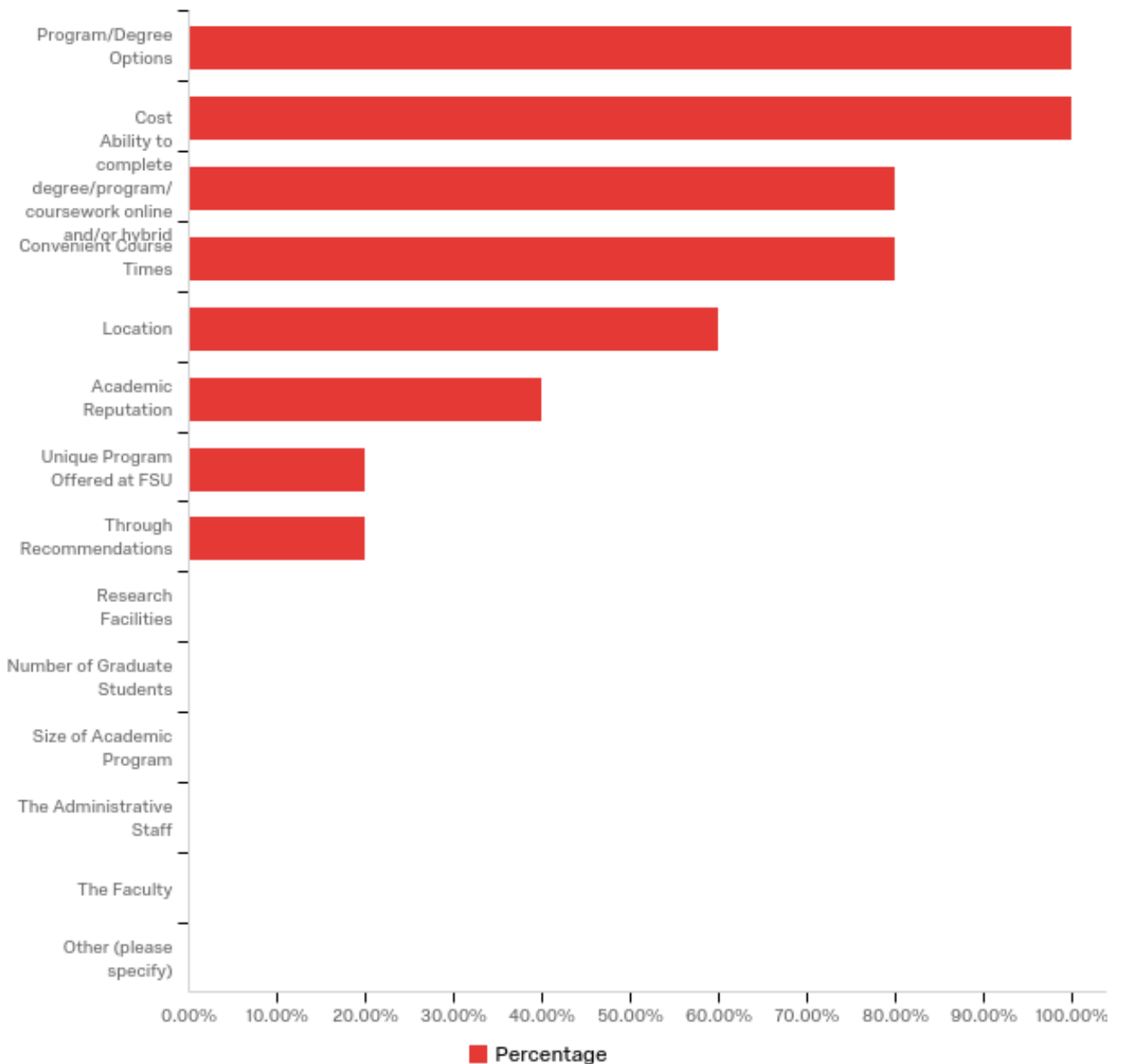
Answer	Response Percent	Response Count
Master of Healthcare Administration	100.00%	5
Total	100%	5



How did you first hear about FSU graduate programs?

Answer	Response Percent	Percent of Cases	Response Count
FSU Website	60.00%	60.00%	3
Word of Mouth from FSU Alumni	40.00%	40.00%	2
I am a FSU Alumni	0.00%	0.00%	0
Graduate Fair/Career Fair	0.00%	0.00%	0
Other Websites	0.00%	0.00%	0
Word of Mouth from current FSU Student	0.00%	0.00%	0
From an Employer	0.00%	0.00%	0
From a Co-worker	0.00%	0.00%	0
From an Undergraduate Faculty Member	0.00%	0.00%	0
Newspaper	0.00%	0.00%	0
Radio	0.00%	0.00%	0
Brochure	0.00%	0.00%	0
Other (please specify)	0.00%	0.00%	0
Total	100%		5

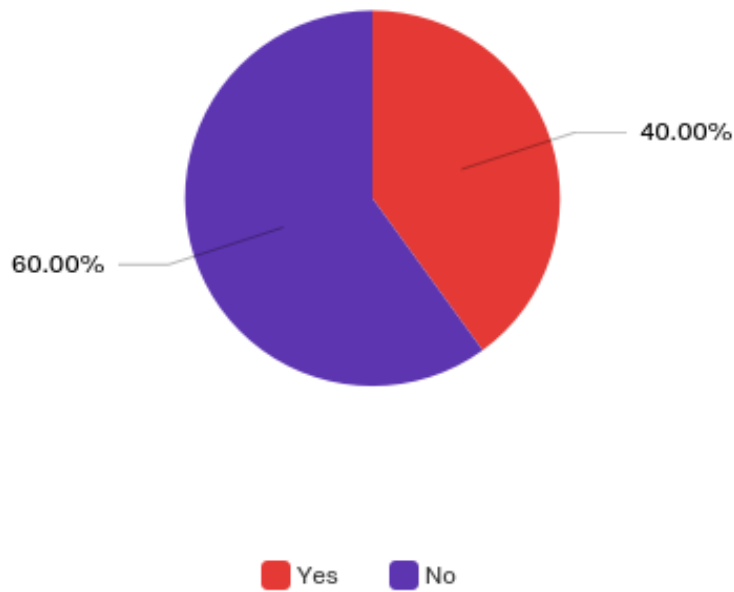
Why did you choose to attend FSU for your graduate program?



In the table below respondents selected the most significant reasons why they chose to attend FSU for their graduate program. Respondents indicated the most significant reasons were (1) cost and programs/degree options.

Answers	Response Percent	Percent of Cases	Response Count
Cost (1 st)	20.00%	100.00%	5
Program/Degree Options (1 st)	20.00%	100.00%	5
Ability to complete degree/program/ coursework online and/or hybrid	16.00%	80.00%	4
Convenient Course Times	16.00%	80.00%	4
Location	12.00%	60.00%	3
Academic Reputation	8.00%	40.00%	2
Through Recommendations	4.00%	20.00%	1
Unique Program Offered at FSU	4.00%	20.00%	1
Other (please specify)	0.00%	0.00%	0
The Faculty	0.00%	0.00%	0
Number of Graduate Students	0.00%	0.00%	0
Size of Academic Program	0.00%	0.00%	0
Research Facilities	0.00%	0.00%	0
The Administrative Staff	0.00%	0.00%	0
Total	100%		5

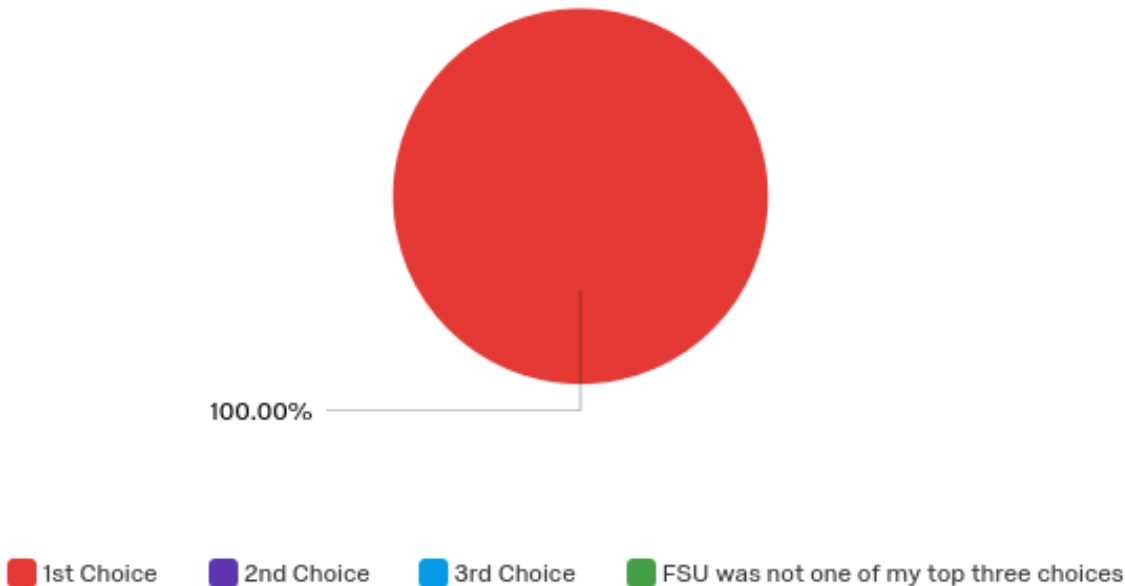
Did you apply to any other universities for graduate school?



Answer	Response Percent	Response Count
No	60.00%	3



What was your rating of FSU at the time you applied for admission?



Answer	Response Percent	Response Count
1st Choice	100.00%	5
2nd Choice	0.00%	0
3rd Choice	0.00%	0
FSU was not one of my top three choices	0.00%	0
Total	100%	5



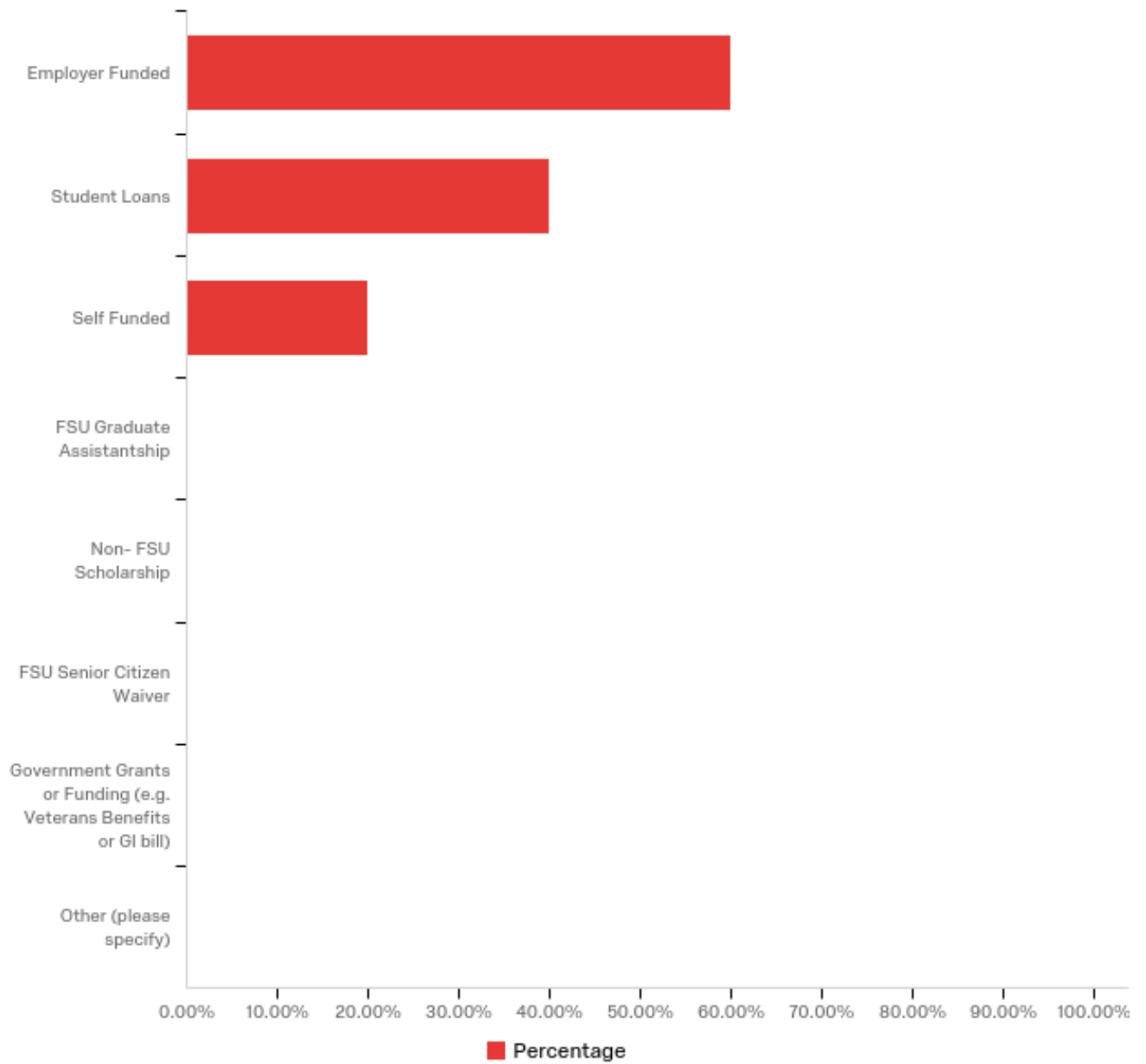
Please indicate the level of challenge presented by each item below based on your experience while pursuing your graduate degree:

Question	Extremely Challenging	Challenging	Neutral	Not Challenging	Extremely Unchallenging	Total	Rating Average
Work or Financial Obligations	20.00%	40.00%	40.00%	0.00%	0.00%	5	2.20
	60.00%			0.00%			
Family Obligations	20.00%	0.00%	40.00%	20.00%	20.00%	5	3.20
	20.00%			40.00%			
Location/Transportation	0.00%	40.00%	20.00%	40.00%	0.00%	5	3.00
	40.00%			40.00%			
Immigration Regulations	0.00%	0.00%	0.00%	100.00%	0.00%	3	4.00
	0.00%			100.00%			
Program Requirements or Structure	0.00%	0.00%	40.00%	60.00%	0.00%	5	3.60
	0.00%			60.00%			
Course Availability	0.00%	20.00%	20.00%	60.00%	0.00%	5	3.40
	20.00%			60.00%			
Communication with Faculty	0.00%	0.00%	20.00%	60.00%	20.00%	5	4.00
	0.00%			80.00%			
Communication with Graduate Office Staff	0.00%	0.00%	20.00%	40.00%	40.00%	5	4.20
	0.00%			80.00%			
Communication with Graduate Advisor	0.00%	0.00%	0.00%	80.00%	20.00%	5	4.20
	0.00%			100.00%			
Communication with Students Services Staff	0.00%	0.00%	20.00%	60.00%	20.00%	5	4.00
	0.00%			80.00%			
Communication with Graduate Admissions Office Staff	0.00%	0.00%	0.00%	60.00%	40.00%	5	4.40
	0.00%			100.00%			

Communication with Graduate Registrar Office Staff	0.00%	0.00%	0.00%	60.00%	40.00%	5	4.40
	0.00%			100.00%			
Course Requirements and Coursework	0.00%	0.00%	60.00%	20.00%	20.00%	5	3.60
	0.00%			40.00%			
Portfolio Requirement	0.00%	0.00%	50.00%	50.00%	0.00%	2	3.50
	0.00%			50.00%			
Practicum Requirement	0.00%	0.00%	50.00%	50.00%	0.00%	2	3.50
	0.00%			50.00%			
Comprehensive Exam	0.00%	0.00%	50.00%	50.00%	0.00%	2	3.50
	0.00%			50.00%			

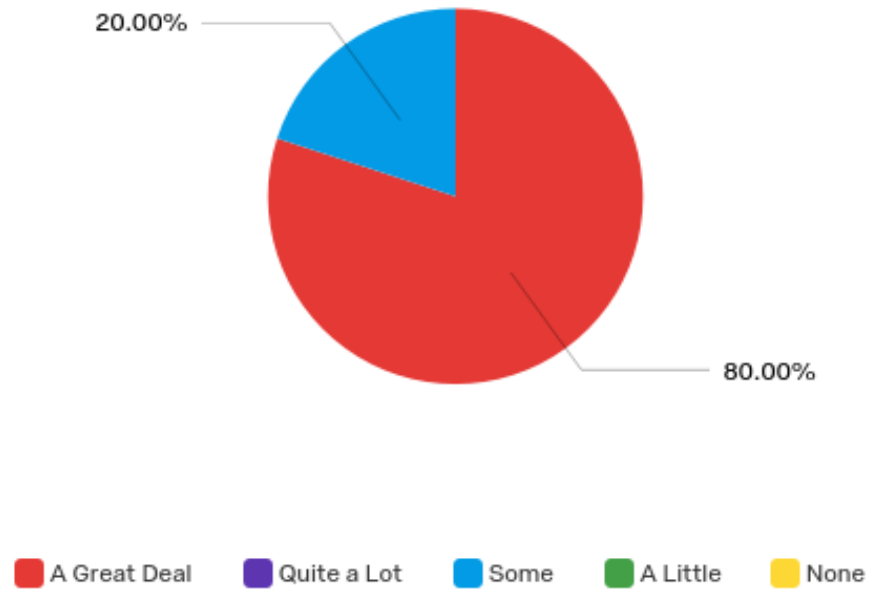


How did you finance your graduate education?



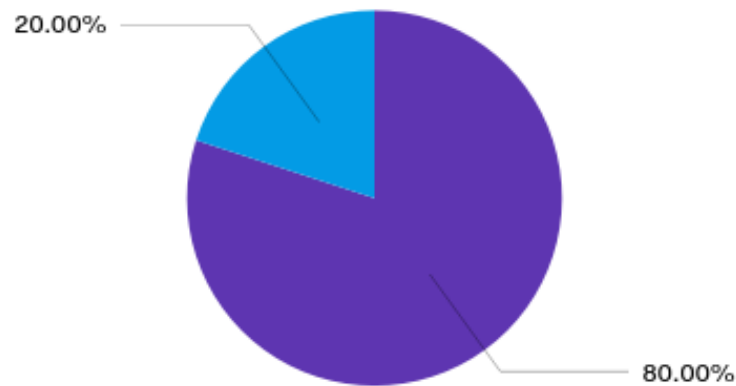
Answer	Response Percent	Percent of Cases	Response Count
Employer Funded	50.00%	60.00%	3
Self Funded	16.67%	20.00%	1
Student Loans	33.33%	40.00%	2
FSU Graduate Assistantship	0.00%	0.00%	0
Non- FSU Scholarship	0.00%	0.00%	0
FSU Senior Citizen Waiver	0.00%	0.00%	0
Government Grants or Funding (e.g. Veterans Benefits or GI bill)	0.00%	0.00%	0
Other (please specify)	0.00%	0.00%	0
Total	100%		5

How applicable were the program requirements to your current/or future workplace?



Answer	Response Percent	Response Count
A Great Deal	80.00%	4
Quite a Lot	0.00%	0
Some	20.00%	1
A Little	0.00%	0
None	0.00%	0
Total	100%	5

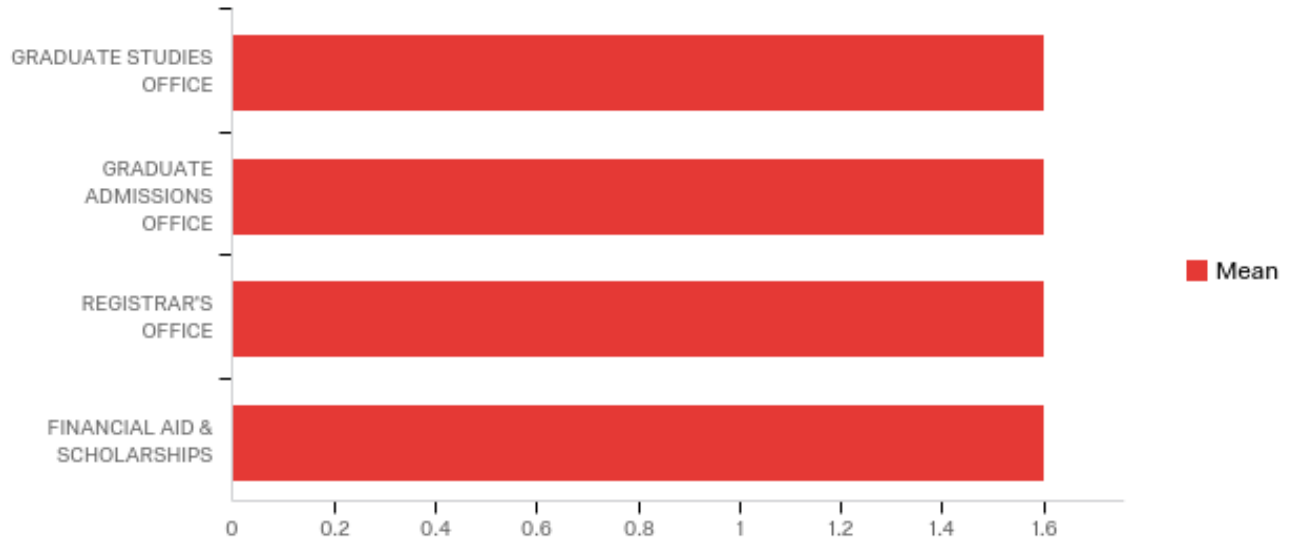
After completing your graduate program, how would you classify your level of preparation?



■ Excellent preparation
 ■ Good preparation
 ■ Adequate preparation
 ■ Inadequate preparation
 ■ Not sure how FSU prepared me

Answer	Response Percent	Response Count
Excellent preparation	0.00%	0
Good preparation	80.00%	4
Adequate preparation	20.00%	1
Inadequate preparation	0.00%	0
Not sure how FSU prepared me	0.00%	0
Total	100%	5

Please indicate your level of satisfaction with FSU Graduate Services in the following areas:



Question	Very Satisfied	Satisfied	Neutral	Dissatisfied	Very Dissatisfied	Total	Rating Average
GRADUATE STUDIES OFFICE	60.00%	20.00%	20.00%	0.00%	0.00%	5	1.60
	80.00%			0.00%			
GRADUATE ADMISSIONS OFFICE	60.00%	20.00%	20.00%	0.00%	0.00%	5	1.60
	80.00%			0.00%			
REGISTRAR'S OFFICE	40.00%	60.00%	0.00%	0.00%	0.00%	5	1.60
	100.00%			0.00%			
FINANCIAL AID & SCHOLARSHIPS	40.00%	60.00%	0.00%	0.00%	0.00%	5	1.60
	100.00%			0.00%			

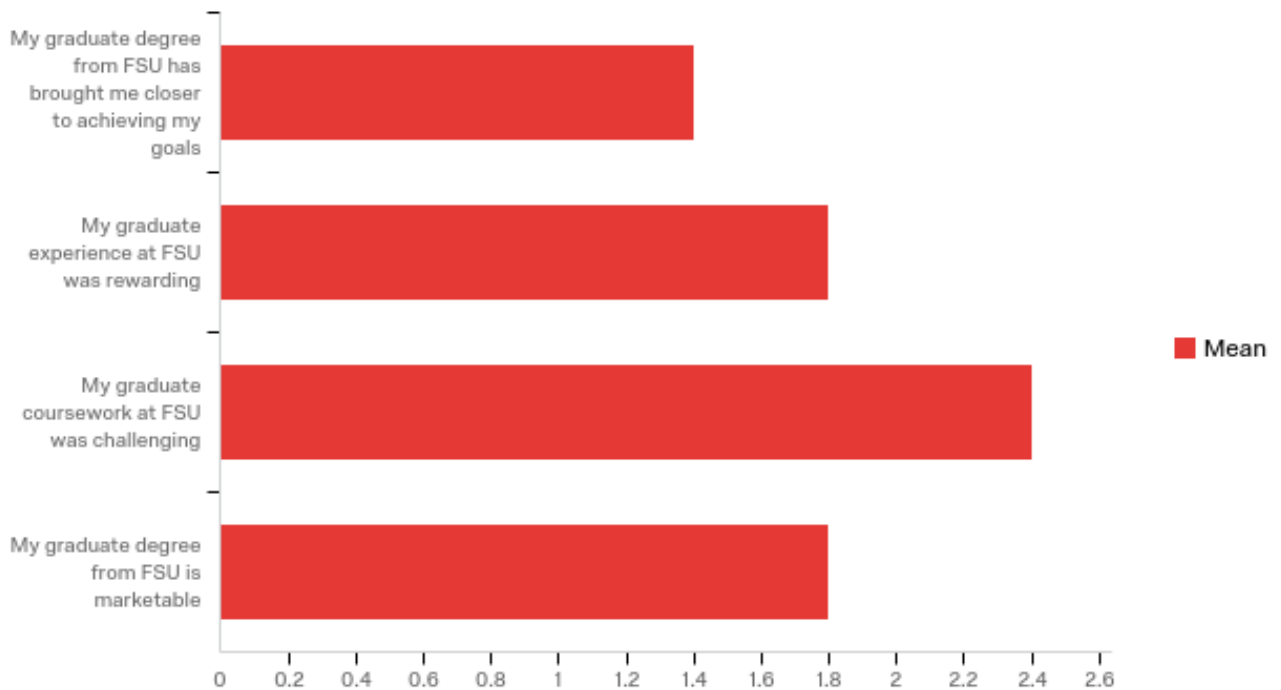
Please rate your level of satisfaction with the following aspects of your graduate education experiences related to your degree:

Question	Very Satisfied	Satisfied	Neutral	Dissatisfied	Very Dissatisfied	Total	Rating Average
Academic quality of students with whom you took courses	0.00%	100.00%	0.00%	0.00%	0.00%	3	1.67
	100.00%			0.00%			
Accessibility of instructors	0.00%	66.67%	33.33%	0.00%	0.00%	3	2.00
	66.67%			0.00%			
Assistance with external certification process	0.00%	50.00%	50.00%	0.00%	0.00%	2	2.67
	50.00%			0.00%			
Assistance with finding employment	0.00%	0.00%	66.67%	0.00%	33.33%	3	2.33
	0.00%			33.33%			
Availability of field experience(s)/practicum(s)/internship(s)	0.00%	0.00%	100.00%	0.00%	0.00%	1	2.33
	0.00%			0.00%			
Degree plan flexibility and elective choices	0.00%	33.33%	33.33%	33.33%	0.00%	3	2.33
	33.33%			33.33%			
Diversity of students with whom you took courses	33.33%	66.67%	0.00%	0.00%	0.00%	3	2.33
	100.00%			0.00%			
Faculty expertise	0.00%	66.67%	33.33%	0.00%	0.00%	3	2.67
	66.67%			0.00%			
Feedback you received in courses from faculty	0.00%	66.67%	33.33%	0.00%	0.00%	3	3.00
	66.67%			0.00%			
Finding and working with your graduate program coordinator	0.00%	66.67%	33.33%	0.00%	0.00%	3	2.67
	66.67%			0.00%			
Length of graduate program	66.67%	33.33%	0.00%	0.00%	0.00%	3	2.00
	100.00%			0.00%			
Program coverage of relevant content	0.00%	33.33%	66.67%	0.00%	0.00%	3	2.50



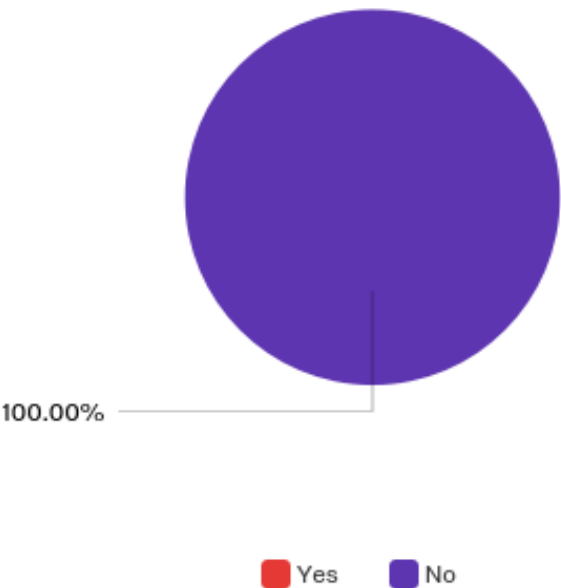
	33.33%			0.00%			
Quality of graduate advising from major professor or graduate advisor	0.00%	33.33%	66.67%	0.00%	0.00%	3	3.00
	33.33%			0.00%			
Quality of instruction in your courses	0.00%	33.33%	66.67%	0.00%	0.00%	3	3.00
	33.33%			0.00%			
Quality of your field experience(s)/practicum(s)/internship(s)	0.00%	0.00%	100.00%	0.00%	0.00%	1	3.00
	0.00%			0.00%			
Sequencing of content across program courses	33.33%	33.33%	33.33%	0.00%	0.00%	3	1.33
	66.67%			0.00%			
Support in planning and completing thesis, projects in lieu, or portfolio, or comprehensive exam	0.00%	50.00%	50.00%	0.00%	0.00%	2	2.50
	50.00%			0.00%			
Timing of your field experience(s)/practicum(s)/internship(s)	0.00%	0.00%	100.00%	0.00%	0.00%	1	3.67
	0.00%			0.00%			

Please rate your level of agreement with the following statements:



Question	Strongly Agree	Agree	Neutral	Disagree	Strongly Disagree	Total	Rating Average
My graduate degree from FSU has brought me closer to achieving my goals	60.00%	40.00%	0.00%	0.00%	0.00%	5	1.40
	100.00%			0.00%			
My graduate experience at FSU was rewarding	20.00%	80.00%	0.00%	0.00%	0.00%	5	1.80
	100.00%			0.00%			
My graduate coursework at FSU was challenging	0.00%	60.00%	40.00%	0.00%	0.00%	5	2.40
	60.00%			0.00%			
My graduate degree from FSU is marketable	20.00%	80.00%	0.00%	0.00%	0.00%	5	1.80
	100.00%			0.00%			

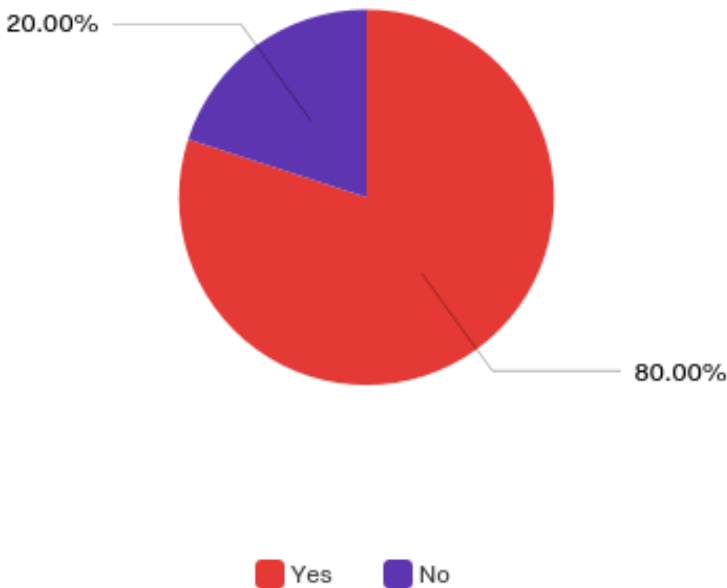
Did you receive your undergraduate degree from FSU?



Answer	Response Percent	Response Count
Yes	0.00%	0
No	100.00%	5
Total	100%	5



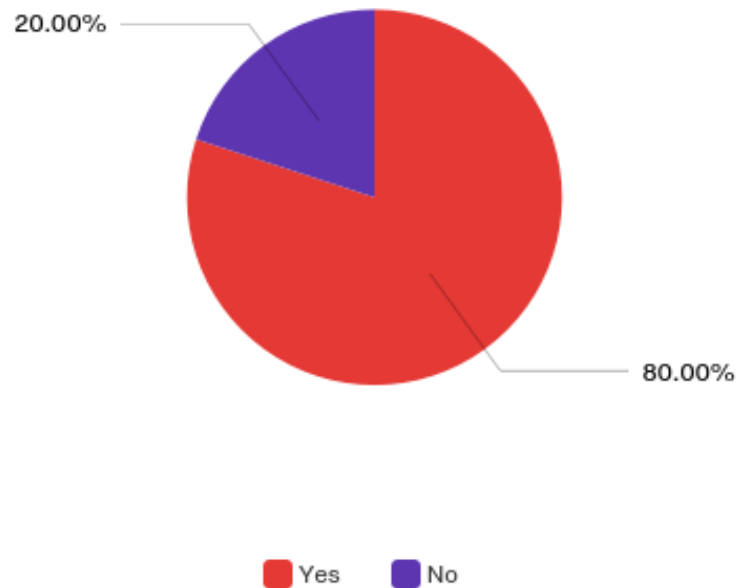
Would you select FSU if you were to begin graduate school all over again?



Answer	Response Percent	Response Count
Yes	80.00%	4
No	20.00%	1
Total	100%	5

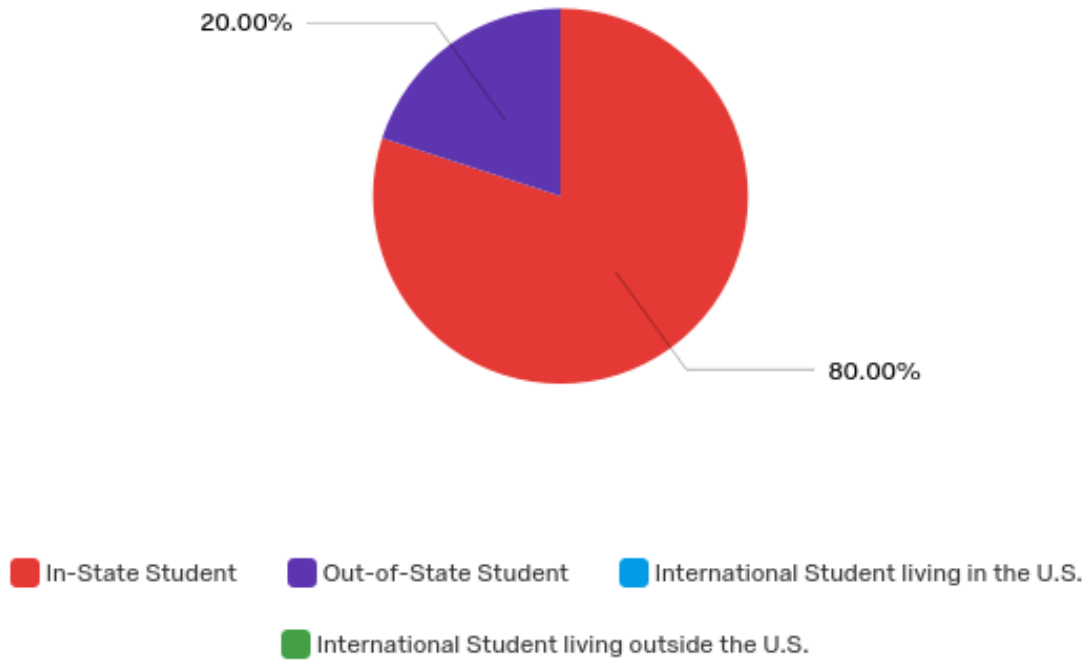


Would you recommend FSU to other potential students?



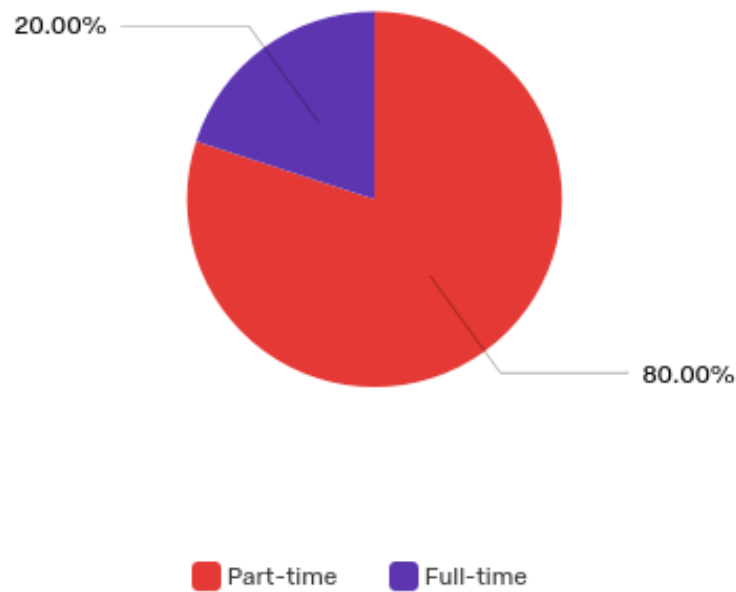
Answer	Response Percent	Response Count
Yes	80.00%	4
No	20.00%	1
Total	100%	5

Are you an in-state, out-of-state, or international student (living inside or outside the U.S.)?



Answer	Response Percent	Response Count
In-State Student	80.00%	4
Out-of-State Student	20.00%	1
International Student living in the U.S.	0.00%	0
International Student living outside the U.S.	0.00%	0
Total	100%	5

Did you complete this degree as:



Answer	Response Percent	Response Count
Part-time	80.00%	4
Full-time	20.00%	1
Total	100%	5



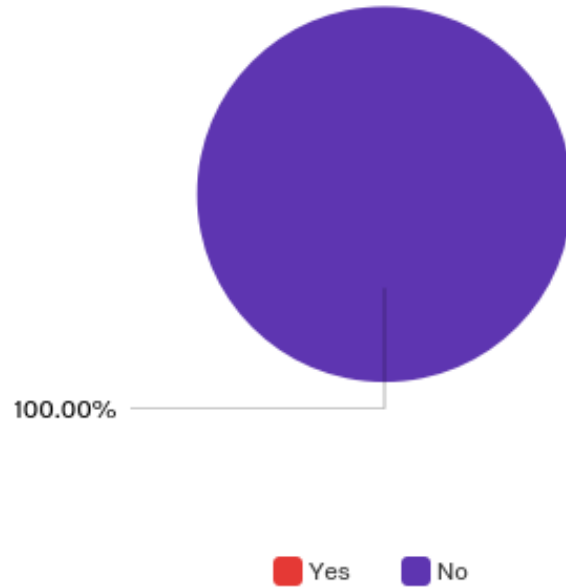
What percentage of your classes did you take online and what percentage would you have preferred?

Field	Mean	Count
My courses were online	41.60%	5
I would have preferred online:	63.20%	5

The question asked respondents to mark the percentage of courses taken online and the percentage they would prefer to take online using a slider that went from 0% - 100%. The table above shows the means for each. Graduate students reported that they took approximately 41% of courses in the online format. Students indicated they would have preferred to have taken 63% of courses online.



Are you completing your degree at an IEP site?



Answer	Response Percent	Response Count
No	100.00%	5