

Framingham State University

Academic Advising Survey Report 2019-20

(Appendix H)

Communication Arts

Total Respondents: 12

Office of Institutional Assessment

Mark Nicholas, Ph.D.

Brittany Brown, M.Ed., Staff Assistant

Jena Shepard, B.S., Administrative Assistant

June 2020

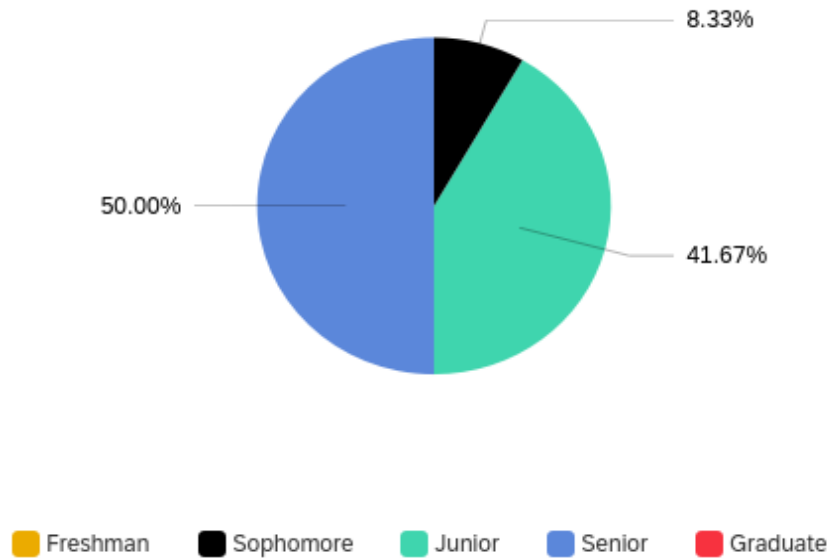
Table of Contents

Class of Respondents	3
Major of Undergraduate Respondents	3
Question 3: How many advising sessions, including telephone and e-mail contacts, have you had with your advisor during this academic year?	4
Question 4: How much time did you spend in those sessions on average?.....	5
Question 5 (a): Have you been able to visit your advisor when you need to?.....	6
Question 5 (b): Have you been able to spend as much time with your advisor as needed?	7
Question 6: Please describe your experience with your present advisor.	8
Question 7: Did your advisor place final responsibility on you for decision making?	9
Question 8: How would you rate your overall advising experience with your present advisor?.....	10
Question 9: Rank the three most important purposes for utilizing your advisor.....	11
Question 28: Please indicate your level of agreement with the items below based on your experience:	12

Survey Response Report

The following is a detailed analysis of the survey response data.

Class of Respondents

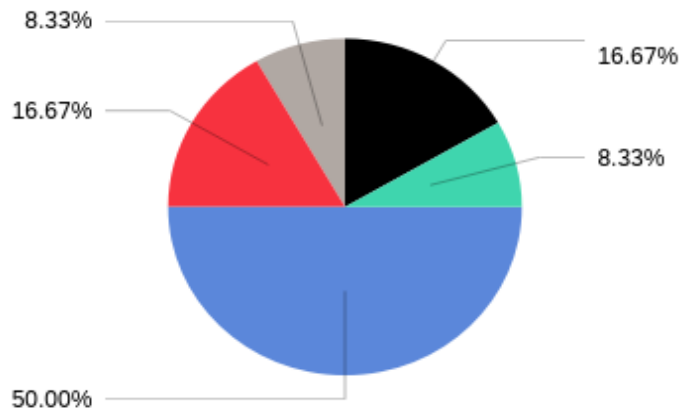


Answer	Response Percent	Response Count
Senior	50.00%	6
Junior	41.67%	5
Sophomore	8.33%	1
Freshman	0.00%	0
Graduate	0.00%	0
Total	100%	12

Major of Undergraduate Respondents

Answer	Response Percent	Response Count
Communication Arts	100.00%	12
Total	100%	12

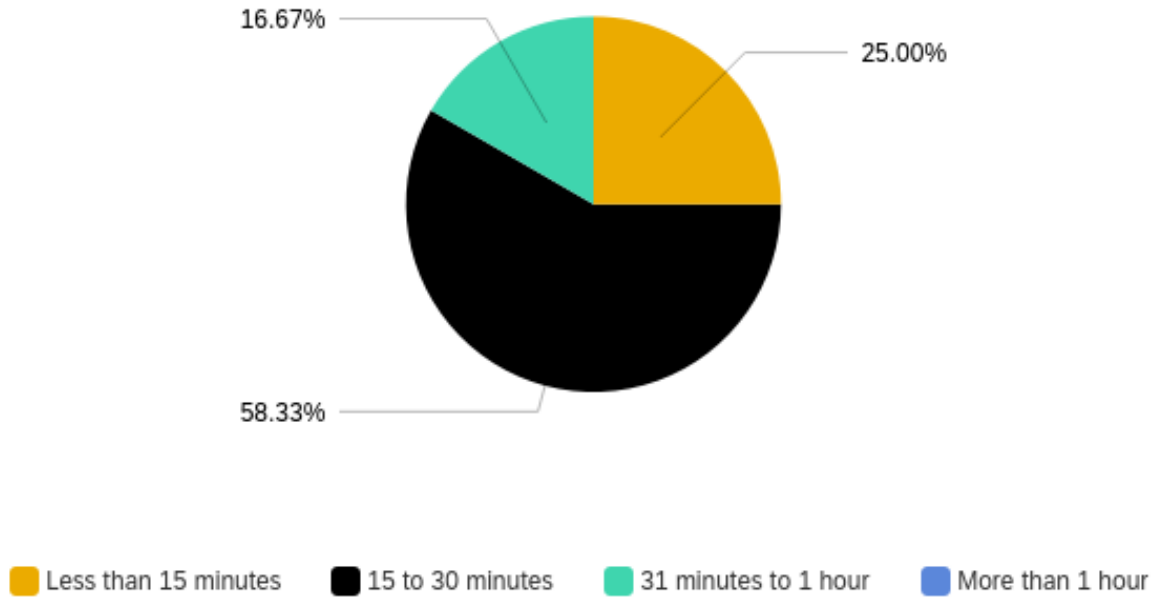
Question 3: How many advising sessions, including telephone and e-mail contacts, have you had with your advisor during this academic year?



■ None
 ■ One
 ■ Two
 ■ Three to Five
 ■ Six to Ten
 ■ More than Ten

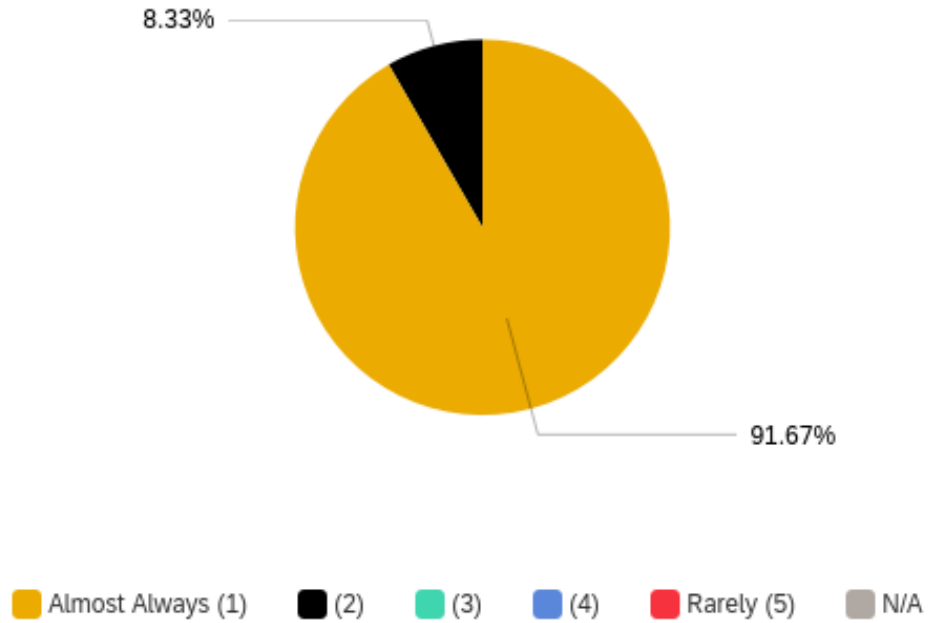
Answer	Response Percent	Response Count
Three to Five	50.00%	6
One	16.67%	2
Six to Ten	16.67%	2
Two	8.33%	1
More than Ten	8.33%	1
None	0.00%	0
Total	100%	12

Question 4: How much time did you spend in those sessions on average?



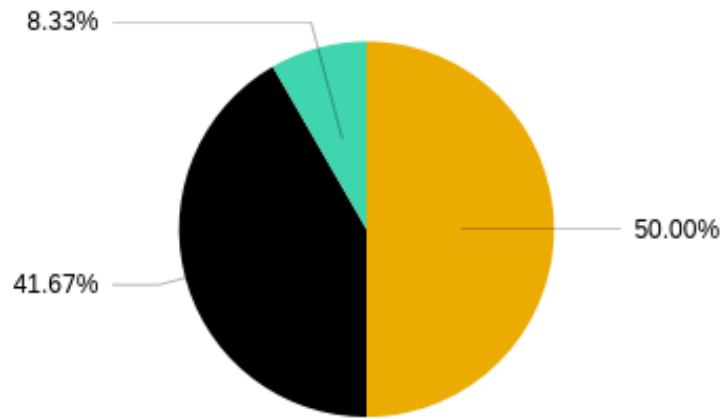
Answer	Response Percent	Response Count
15 to 30 minutes	58.33%	7
Less than 15 minutes	25.00%	3
31 minutes to 1 hour	16.67%	2
More than 1 hour	0.00%	0
Total	100%	12

Question 5 (a): Have you been able to visit your advisor when you need to?



Question	Almost Always (1)	(2)	(3)	(4)	Rarely (5)	N/A	Total
I have been able to visit my advisor when I needed to.	91.67% 11	8.33% 1	0.00% 0	0.00% 0	0.00% 0	0.00% 0	100% 12

Question 5 (b): Have you been able to spend as much time with your advisor as needed?



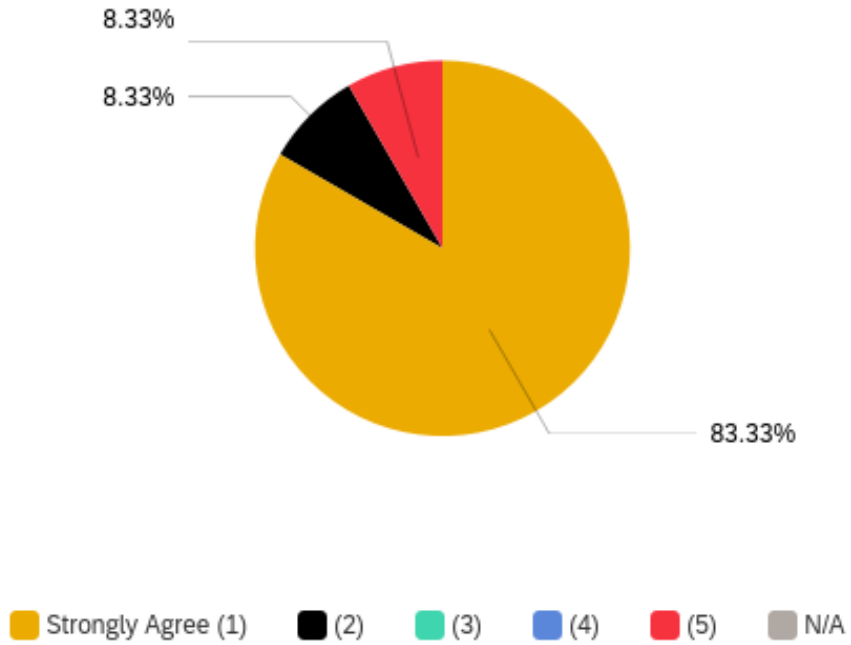
■ Almost Always (1)
 ■ (2)
 ■ (3)
 ■ (4)
 ■ Rarely (5)
 ■ N/A

Question	Almost Always (1)	(2)	(3)	(4)	Rarely (5)	N/A	Total
I was able to spend as much time with my advisor as needed.	50.00% 6	41.67% 5	8.33% 1	0.00% 0	0.00% 0	0.00% 0	100% 12

Question 6: Please describe your experience with your present advisor.

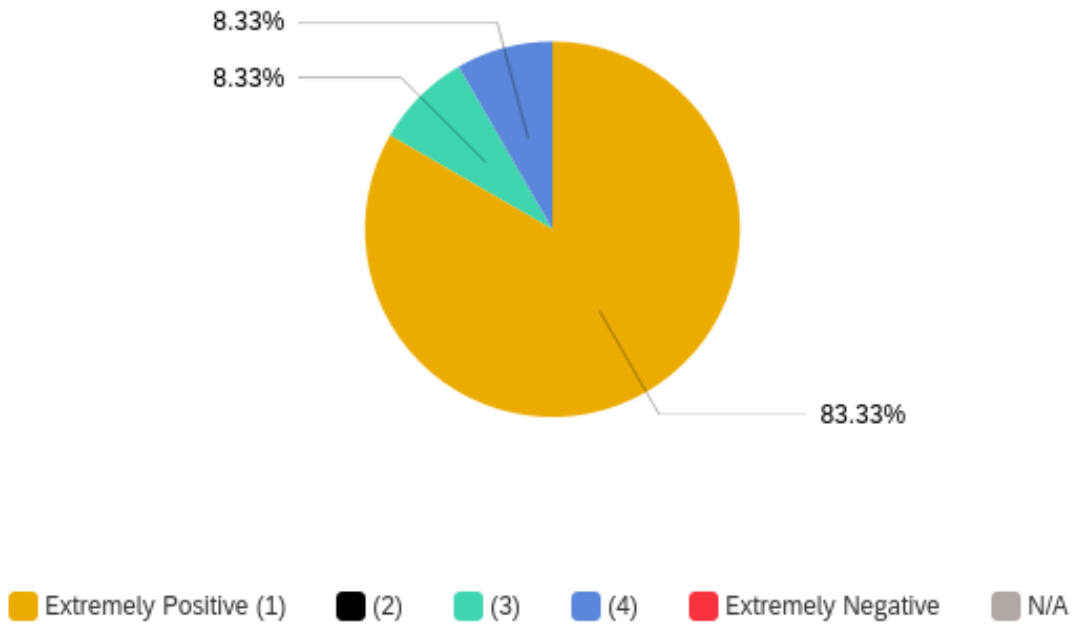
Question	Very Much (1)	(2)	(3)	(4)	Not at All (5)	N/A	Total
Information from my advisor helped me select courses.	75.00% 9	8.33% 1	8.33% 1	0.00% 0	0.00% 0	8.33% 1	100% 12
My advisor's information about programs helped me clarify my college plans.	50.00% 6	33.33% 4	8.33% 1	0.00% 0	0.00% 0	8.33% 1	100% 12
My advisor's information about career opportunities helped me clarify my career goals.	33.33% 4	25.00% 3	25.00% 3	8.33% 1	0.00% 0	8.33% 1	100% 12
Information from my advisor clarified or simplified college requirements or procedures (e.g., degree requirements, drop/add, registration, etc.)	66.67% 8	16.67% 2	8.33% 1	0.00% 0	0.00% 0	8.33% 1	100% 12
I obtained helpful information from my advisor about resources and services on campus (e.g., student services, counseling, financial aid, etc.)	58.33% 7	25.00% 3	0.00% 0	0.00% 0	8.33% 1	8.33% 1	100% 12

Question 7: Did your advisor place final responsibility on you for decision making?



Question	Strongly Agree (1)	(2)	(3)	(4)	Strongly Disagree (5)	N/A	Total
As appropriate, my advisor places final responsibility for making decisions on me.	83.33% 10	8.33% 1	0.00% 0	0.00% 0	8.33% 1	0.00% 0	100% 12

Question 8: How would you rate your overall advising experience with your present advisor?



Question	Extremely Positive (1)	(2)	(3)	(4)	Extremely Negative (5)	N/A	Total
How would you rate your overall advising experience with your present advisor?	83.33% 10	0.00% 0	8.33% 1	8.33% 1	0.00% 0	0.00% 0	100% 12

Question 9: Rank the three most important purposes for utilizing your advisor.

Question	1	2	3	Total
Selecting courses for your schedule	27.27% 3	45.45% 5	27.27% 3	100% 11
Information about college requirements and/or procedures	0.00% 0	50.00% 3	50.00% 3	100% 6
Career Planning	60.00% 3	20.00% 1	20.00% 1	100% 5
Information about your skills, abilities, potential, etc.	25.00% 1	0.00% 0	75.00% 3	100% 4
Discussing a course you are taking	100.00% 3	0.00% 0	0.00% 0	100% 3
Discussing your grades or academic performance	50.00% 1	50.00% 1	0.00% 0	100% 2
Getting a signature	0.00% 0	50.00% 1	50.00% 1	100% 2
Choosing a major	0.00% 0	0.00% 0	100.00% 1	100% 1
Personal concerns	0.00% 0	100.00% 1	0.00% 0	100% 1
Other	100.00% 1	0.00% 0	0.00% 0	100% 1
Information about college services or resources	0.00% 0	0.00% 0	0.00% 0	100% 0

Other
Getting my registration pin

Question 28: Please indicate your level of agreement with the items below based on your experience:

Question	Strongly Agree	Agree	Neutral	Disagree	Strongly Disagree	N/A	Total
My advisor clearly explained to me the differences among the concentrations offered by the Communication Arts department	58.33% 7	25.00% 3	0.00% 0	0.00% 0	8.33% 1	8.33% 1	100% 12
My advisor clearly explained how internships work in the Communication Arts department	41.67% 5	25.00% 3	8.33% 1	0.00% 0	8.33% 1	16.67% 2	100% 12
My advisor helped me make the most of transfer credits from other institutions	50.00% 6	0.00% 0	16.67% 2	0.00% 0	8.33% 1	25.00% 3	100% 12