

# **Framingham State University**

## **Academic Advising Survey Report 2019-20**

**(Appendix H)**

### **History**

**Total Respondents: 11**

### **Office of Institutional Assessment**

Mark Nicholas, Ph.D.

Brittany Brown, M.Ed., Staff Assistant

Jena Shepard, B.S., Administrative Assistant

June 2020

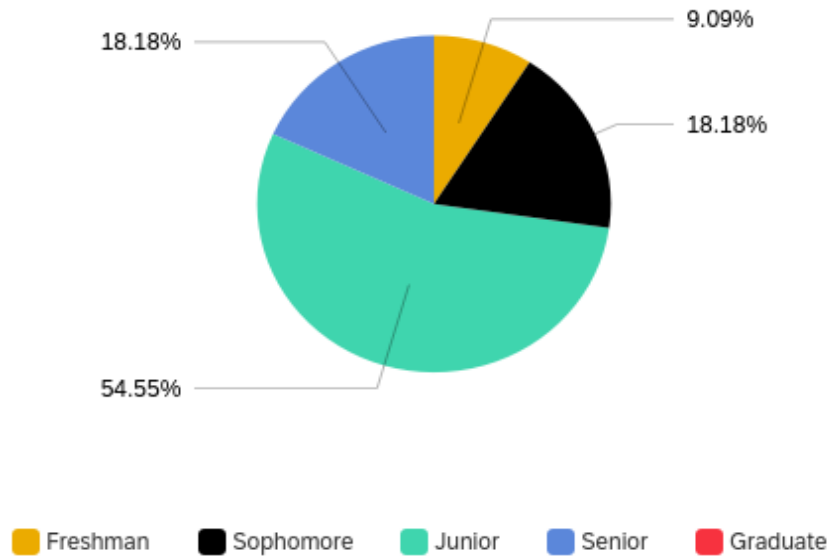
## Table of Contents

Class of Respondents .....	3
Major of Undergraduate Respondents .....	3
Question 3: How many advising sessions, including telephone and e-mail contacts, have you had with your advisor during this academic year? .....	4
Question 4: How much time did you spend in those sessions on average?.....	5
Question 5 (a): Have you been able to visit your advisor when you need to?.....	6
Question 5 (b): Have you been able to spend as much time with your advisor as needed? .....	7
Question 6: Please describe your experience with your present advisor. ....	8
Question 7: Did your advisor place final responsibility on you for decision making? .....	9
Question 8: How would you rate your overall advising experience with your present advisor?.....	10
Question 9: Rank the three most important purposes for utilizing your advisor.....	11

## Survey Response Report

The following is a detailed analysis of the survey response data.

### Class of Respondents

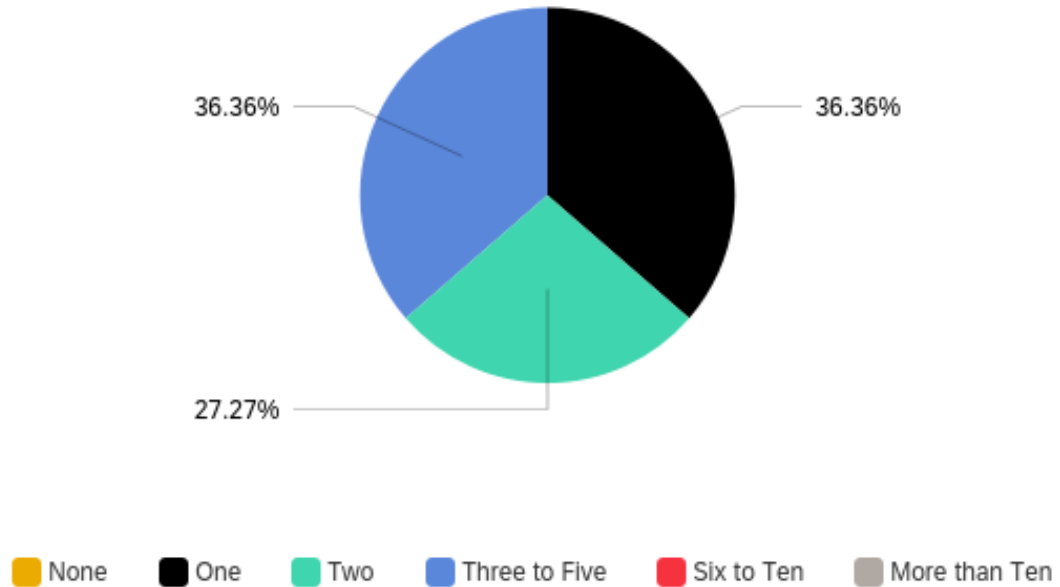


Answer	Response Percent	Response Count
Junior	54.55%	6
Sophomore	18.18%	2
Senior	18.18%	2
Freshman	9.09%	1
Graduate	0.00%	0
<b>Total</b>	<b>100%</b>	<b>11</b>

### Major of Undergraduate Respondents

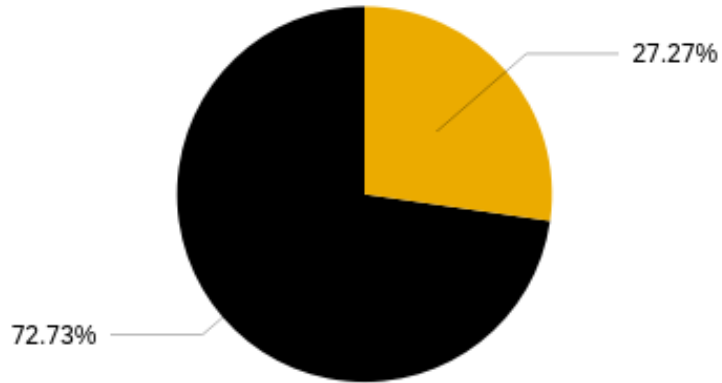
Answer	Response Percent	Response Count
History	100.00%	11
<b>Total</b>	<b>100%</b>	<b>11</b>

**Question 3: How many advising sessions, including telephone and e-mail contacts, have you had with your advisor during this academic year?**



Answer	Response Percent	Response Count
One	36.36%	4
Three to Five	36.36%	4
Two	27.27%	3
None	0.00%	0
Six to Ten	0.00%	0
More than Ten	0.00%	0
<b>Total</b>	<b>100%</b>	<b>11</b>

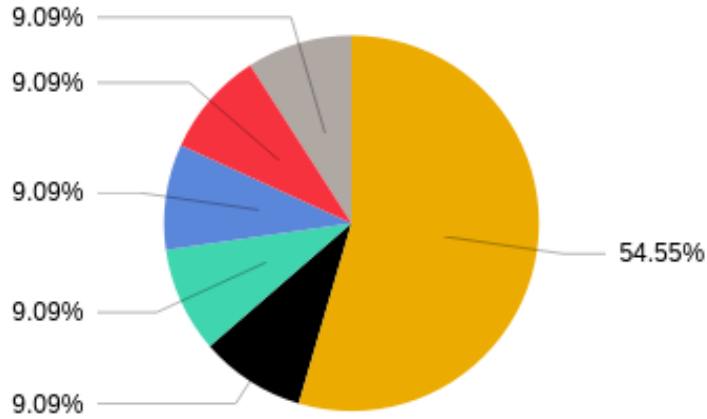
**Question 4: How much time did you spend in those sessions on average?**



■ Less than 15 minutes    
 ■ 15 to 30 minutes    
 ■ 31 minutes to 1 hour    
 ■ More than 1 hour

Answer	Response Percent	Response Count
15 to 30 minutes	72.73%	8
Less than 15 minutes	27.27%	3
31 minutes to 1 hour	0.00%	0
More than 1 hour	0.00%	0
<b>Total</b>	<b>100%</b>	<b>11</b>

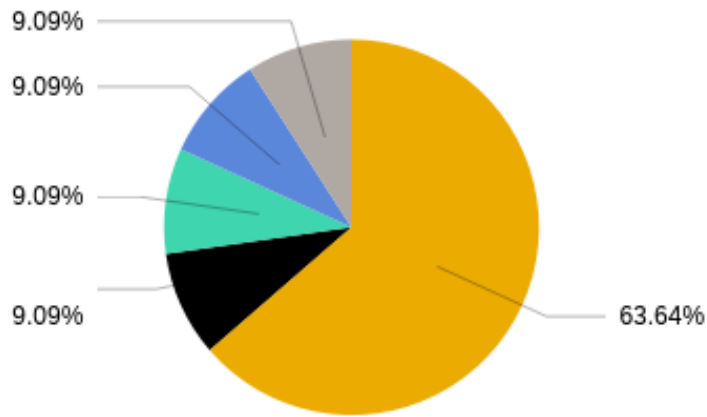
**Question 5 (a): Have you been able to visit your advisor when you need to?**



■ Almost Always (1)   
 ■ (2)   
 ■ (3)   
 ■ (4)   
 ■ Rarely (5)   
 ■ N/A

Question	Almost Always (1)	(2)	(3)	(4)	Rarely (5)	N/A	Total
I have been able to visit my advisor when I needed to.	54.55% 6	9.09% 1	9.09% 1	9.09% 1	9.09% 1	9.09% 1	100% 11

**Question 5 (b): Have you been able to spend as much time with your advisor as needed?**



■ Almost Always (1)   
 ■ (2)   
 ■ (3)   
 ■ (4)   
 ■ Rarely (5)   
 ■ N/A

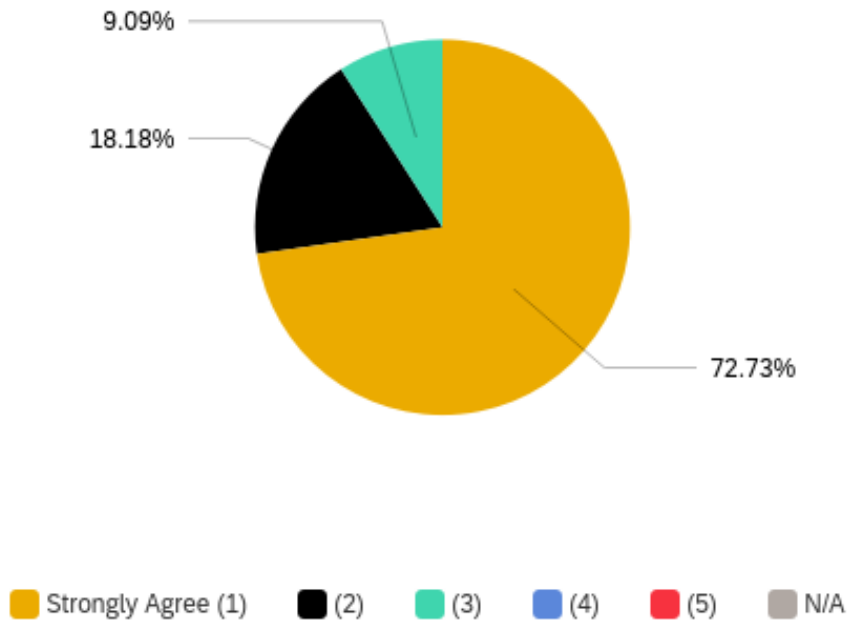
Question	Almost Always (1)	(2)	(3)	(4)	Rarely (5)	N/A	Total
I was able to spend as much time with my advisor as needed.	<b>63.64%</b> 7	<b>9.09%</b> 1	<b>9.09%</b> 1	<b>9.09%</b> 1	<b>0.00%</b> 0	<b>9.09%</b> 1	<b>100%</b> 11

**Question 6: Please describe your experience with your present advisor.**

<b>Question</b>	<b>Very Much (1)</b>	<b>(2)</b>	<b>(3)</b>	<b>(4)</b>	<b>Not at All (5)</b>	<b>N/A</b>	<b>Total</b>
Information from my advisor helped me select courses.	<b>54.55%</b> 6	<b>18.18%</b> 2	<b>9.09%</b> 1	<b>9.09%</b> 1	<b>0.00%</b> 0	<b>9.09%</b> 1	<b>100%</b> 11
My advisor's information about programs helped me clarify my college plans.	<b>54.55%</b> 6	<b>18.18%</b> 2	<b>9.09%</b> 1	<b>0.00%</b> 0	<b>9.09%</b> 1	<b>9.09%</b> 1	<b>100%</b> 11
My advisor's information about career opportunities helped me clarify my career goals.	<b>54.55%</b> 6	<b>0.00%</b> 0	<b>18.18%</b> 2	<b>9.09%</b> 1	<b>9.09%</b> 1	<b>9.09%</b> 1	<b>100%</b> 11
Information from my advisor clarified or simplified college requirements or procedures (e.g., degree requirements, drop/add, registration, etc.)	<b>54.55%</b> 6	<b>18.18%</b> 2	<b>18.18%</b> 2	<b>9.09%</b> 1	<b>0.00%</b> 0	<b>0.00%</b> 0	<b>100%</b> 11
I obtained helpful information from my advisor about resources and services on campus (e.g., student services, counseling, financial aid, etc.)	<b>54.55%</b> 6	<b>18.18%</b> 2	<b>18.18%</b> 2	<b>0.00%</b> 0	<b>9.09%</b> 1	<b>0.00%</b> 0	<b>100%</b> 11

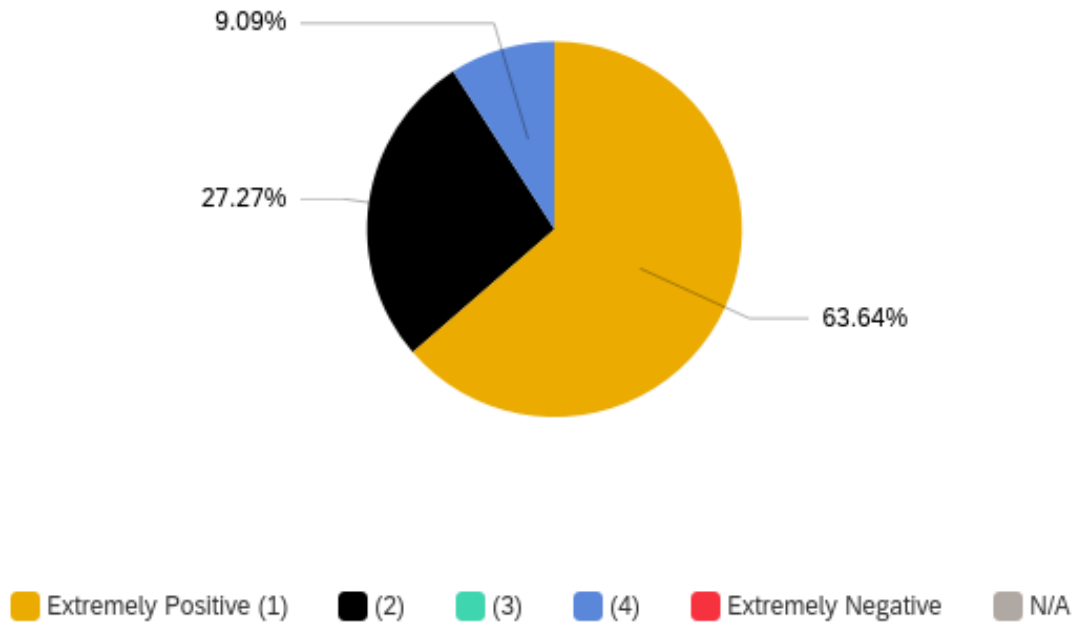


**Question 7: Did your advisor place final responsibility on you for decision making?**



Question	Strongly Agree (1)	(2)	(3)	(4)	Strongly Disagree (5)	N/A	Total
As appropriate, my advisor places final responsibility for making decisions on me.	<b>72.73%</b> 8	<b>18.18%</b> 2	<b>9.09%</b> 1	<b>0.00%</b> 0	<b>0.00%</b> 0	<b>0.00%</b> 0	<b>100%</b> 11

**Question 8: How would you rate your overall advising experience with your present advisor?**



Question	Extremely Positive (1)	(2)	(3)	(4)	Extremely Negative (5)	N/A	Total
How would you rate your overall advising experience with your present advisor?	63.64% 7	27.27% 3	0.00% 0	9.09% 1	0.00% 0	0.00% 0	100% 11

**Question 9: Rank the three most important purposes for utilizing your advisor.**

<b>Question</b>	<b>1</b>	<b>2</b>	<b>3</b>	<b>Total</b>
Selecting courses for your schedule	55.56% 5	33.33% 3	11.11% 1	100% 9
Career Planning	14.29% 1	28.57% 2	57.14% 4	100% 7
Discussing a course you are taking	20.00% 1	20.00% 1	60.00% 3	100% 5
Discussing your grades or academic performance	50.00% 2	25.00% 1	25.00% 1	100% 4
Information about college requirements and/or procedures	33.33% 1	33.33% 1	33.33% 1	100% 3
Personal concerns	0.00% 0	100.00% 2	0.00% 0	100% 2
Information about your skills, abilities, potential, etc.	100.00% 1	0.00% 0	0.00% 0	100% 1
Other	0.00% 0	0.00% 0	100.00% 1	100% 1
Getting a signature	0.00% 0	100.00% 1	0.00% 0	100% 1
Choosing a major	0.00% 0	0.00% 0	0.00% 0	100% 0
Information about college services or resources	0.00% 0	0.00% 0	0.00% 0	100% 0

<b>Other</b>
Choosing a minor