

# **Framingham State University**

## **Graduate Student Exit Survey Report 2019-20**

### **Professional Science Master's Degree in Biotechnology**

**Target Population: 8**

**Total Respondents: 4**

**Response Rate: 50.00%**

#### **Office of Institutional Assessment**

Mark Nicholas, Ph.D.

Brittany Brown, M.Ed., Staff Assistant

August 2020

## Table of Contents

How many years did it take you to finish this degree?.....	3
Majors of Graduate Respondents.....	3
How did you first hear about FSU graduate programs? .....	3
Why did you choose to attend FSU for your graduate program? Please rank your top 5 reasons.....	4
Did you apply to any other universities for graduate school? .....	5
What was your rating of FSU at the time you applied for admission? .....	5
Please indicate the level of challenge presented by each item below based on your experience while pursuing your graduate degree: .....	6
How did you finance your graduate education?.....	8
How applicable were the program requirements to your current/or future workplace? .....	9
After completing your graduate program, how would you classify your level of preparation? .....	9
Please indicate your level of satisfaction with FSU Graduate Services in the following areas:.....	10
Please rate your level of satisfaction with the following aspects of your graduate education experiences related to your degree: .....	11
Please rate your level of agreement with the following statements: .....	13
Did you receive your undergraduate degree from FSU? .....	14
Would you select FSU if you were to begin graduate school all over again? .....	14
Would you recommend FSU to other potential students?.....	14
Did you complete this degree as a part-time or full-time student? .....	15
What percentage of your classes did you take online and what percentage would you have preferred? .....	15
Are you an in-state, out-of-state, or international student (living inside or outside the U.S.)?.....	16
During the Spring 2020 semester were you enrolled in face-to-face courses that moved to remote instruction? .....	17
Rate your experience with the following technological issues during remote learning: .....	18
Rate your experience with the following learning/educational issues during remote learning: .....	18
Given your experience with remote instruction during the past semester, please rate your agreement with the following statements:.....	19

### How many years did it take you to finish this degree?

Answer	Response Percent	Response Count
Less than 2 years	25.00%	1
2 - 4 years	75.00%	3
4- 6 years	0.00%	0
6 - 8 years	0.00%	0
More than 8 years	0.00%	0
<b>Total</b>	<b>100%</b>	<b>4</b>

### Majors of Graduate Respondents

Answer	Response Percent	Response Count
Professional Science Master's Degree in Biotechnology	100.00%	4
<b>Total</b>	<b>100%</b>	<b>4</b>

### How did you first hear about FSU graduate programs?

Answer	Response Percent	Percent of Cases*	Response Count
Other (please specify)	33.33%	50.00%	2
From a Co-worker	16.67%	25.00%	1
Word of Mouth from current FSU Student	16.67%	25.00%	1
From an Employer	16.67%	25.00%	1
FSU Website	16.67%	25.00%	1
From an Undergraduate Faculty Member	0.00%	0.00%	0
Other Websites	0.00%	0.00%	0
Radio	0.00%	0.00%	0
Brochure	0.00%	0.00%	0
Word of Mouth from FSU Alumni	0.00%	0.00%	0
I am a FSU Alumni	0.00%	0.00%	0
Graduate Fair/Career Fair	0.00%	0.00%	0
Newspaper	0.00%	0.00%	0
<b>Total</b>	<b>100%</b>		<b>4</b>

<b>Other (please specify)</b>
NWH cohort
Friend

\*Percent of Cases (Number of times the factor was selected divided by the sample size)

**Why did you choose to attend FSU for your graduate program? Please rank your top 5 reasons.**

In the table below respondents were asked to rank the top five most significant reasons why they chose to attend FSU for their graduate program. Respondents indicated the most significant reasons were (1) cost, (2) ability to complete degree/program/coursework online and/or hybrid, location, and convenient course times, (3) through recommendations and academic reputation.

Answer	Response Percent	Percent of Cases*	Response Count
Cost (1 <sup>st</sup> )	20.00%	100.00%	4
Ability to complete degree/program/ coursework online and/or hybrid (2 <sup>nd</sup> )	15.00%	75.00%	3
Location (2 <sup>nd</sup> )	15.00%	75.00%	3
Convenient Course Times (2 <sup>nd</sup> )	15.00%	75.00%	3
Through Recommendations (3 <sup>rd</sup> )	10.00%	50.00%	2
Academic Reputation (3 <sup>rd</sup> )	10.00%	50.00%	2
Number of Graduate Students	5.00%	25.00%	1
Program/Degree Options	5.00%	25.00%	1
Unique Program Offered at FSU	5.00%	25.00%	1
Size of Academic Program	0.00%	0.00%	0
Research Facilities	0.00%	0.00%	0
The Administrative Staff	0.00%	0.00%	0
The Faculty	0.00%	0.00%	0
Other (please specify)	0.00%	0.00%	0
<b>Total</b>	<b>100%</b>		<b>4</b>

\*Percent of Cases (Number of times the factor was selected divided by the sample size)

**Did you apply to any other universities for graduate school?**

<b>Answer</b>	<b>Response Percent</b>	<b>Response Count</b>
<b>Yes</b>	0.00%	0
<b>No</b>	100.00%	4
<b>Total</b>	<b>100%</b>	<b>4</b>

**What was your rating of FSU at the time you applied for admission?**

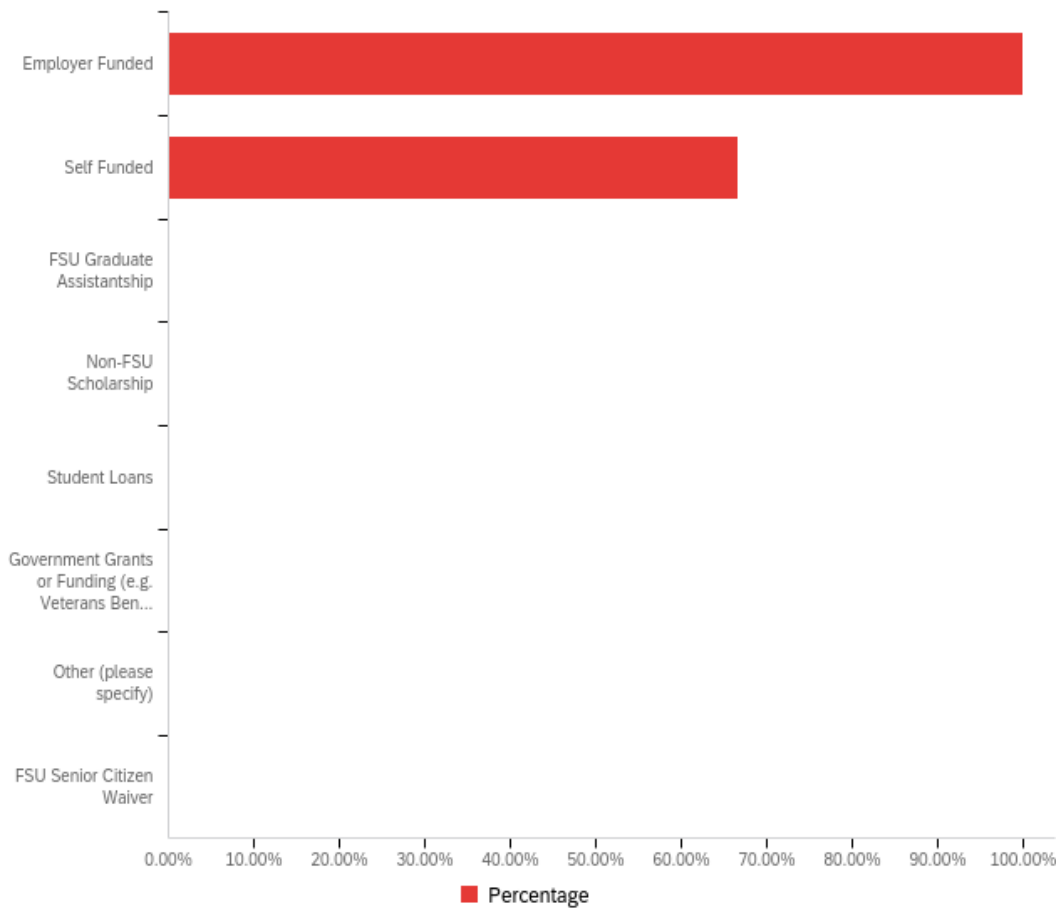
<b>Answer</b>	<b>Response Percent</b>	<b>Response Count</b>
<b>1st Choice</b>	100.00%	4
<b>2nd Choice</b>	0.00%	0
<b>3rd Choice</b>	0.00%	0
<b>FSU was not one of my top three choices</b>	0.00%	0
<b>Total</b>	<b>100%</b>	<b>4</b>

Please indicate the level of challenge presented by each item below based on your experience while pursuing your graduate degree:

Question	Extremely Challenging	Challenging	Neutral	Not Challenging	Extremely Unchallenging	Total
Work or Financial Obligations	0.00% 0	50.00% 2	50.00% 2	0.00% 0	0.00% 0	100% 4
	50.00% 2			0.00% 0		
Family Obligations	0.00% 0	50.00% 2	50.00% 2	0.00% 0	0.00% 0	100% 4
	50.00% 2			0.00% 0		
Location/Transportation	0.00% 0	25.00% 1	25.00% 1	25.00% 1	25.00% 1	100% 4
	25.00% 1			50.00% 2		
Immigration Regulations	0.00% 0	25.00% 1	0.00% 0	50.00% 2	25.00% 1	100% 4
	25.00% 1			75.00% 3		
Program Requirements or Structure	0.00% 0	25.00% 1	75.00% 3	0.00% 0	0.00% 0	100% 4
	25.00% 1			0.00% 0		
Course Availability	0.00% 0	50.00% 2	25.00% 1	25.00% 1	0.00% 0	100% 4
	50.00% 2			25.00% 1		
Communication with Faculty	0.00% 0	25.00% 1	25.00% 1	50.00% 2	0.00% 0	100% 4
	25.00% 1			50.00% 2		
Communication with Graduate Office Staff	0.00% 0	0.00% 0	75.00% 3	0.00% 0	25.00% 1	100% 4
	0.00% 0			25.00% 1		
Communication with Graduate Advisor	0.00% 0	0.00% 0	25.00% 1	75.00% 3	0.00% 0	100% 4
	0.00% 0			75.00% 3		
Communication with Students Services Staff	0.00% 0	0.00% 0	75.00% 3	25.00% 1	0.00% 0	100% 4
	0.00% 0			25.00% 1		

<b>Communication with Graduate Admissions Office Staff</b>	<b>0.00%</b> 0	<b>25.00%</b> 1	<b>0.00%</b> 0	<b>50.00%</b> 2	<b>25.00%</b> 1	<b>100%</b> 4
	<b>25.00%</b> 1			<b>75.00%</b> 3		
<b>Communication with Graduate Registrar Office Staff</b>	<b>0.00%</b> 0	<b>25.00%</b> 1	<b>0.00%</b> 0	<b>50.00%</b> 2	<b>25.00%</b> 1	<b>100%</b> 4
	<b>25.00%</b> 1			<b>75.00%</b> 3		
<b>Course Requirements and Coursework</b>	<b>0.00%</b> 0	<b>50.00%</b> 2	<b>25.00%</b> 1	<b>25.00%</b> 1	<b>0.00%</b> 0	<b>100%</b> 4
	<b>50.00%</b> 2			<b>25.00%</b> 1		
<b>Portfolio Requirement</b>	<b>0.00%</b> 0	<b>25.00%</b> 1	<b>50.00%</b> 2	<b>25.00%</b> 1	<b>0.00%</b> 0	<b>100%</b> 4
	<b>25.00%</b> 1			<b>25.00%</b> 1		
<b>Practicum Requirement</b>	<b>0.00%</b> 0	<b>50.00%</b> 2	<b>25.00%</b> 1	<b>25.00%</b> 1	<b>0.00%</b> 0	<b>100%</b> 4
	<b>50.00%</b> 2			<b>25.00%</b> 1		
<b>Comprehensive Exam</b>	<b>0.00%</b> 0	<b>0.00%</b> 0	<b>75.00%</b> 3	<b>25.00%</b> 1	<b>0.00%</b> 0	<b>100%</b> 4
	<b>0.00%</b> 0			<b>25.00%</b> 1		

## How did you finance your graduate education?



Answer	Response Percent	Percent of Cases*	Response Count
<b>Employer Funded</b>	60.00%	75.00%	3
<b>Self-Funded</b>	40.00%	50.00%	2
<b>FSU Graduate Assistantship</b>	0.00%	0.00%	0
<b>Non-FSU Scholarship</b>	0.00%	0.00%	0
<b>Student Loans</b>	0.00%	0.00%	0
<b>Government Grants or Funding (e.g. Veterans Benefits or GI bill)</b>	0.00%	0.00%	0
<b>Other (please specify)</b>	0.00%	0.00%	0
<b>FSU Senior Citizen Waiver</b>	0.00%	0.00%	0
<b>Total</b>	<b>100%</b>		<b>4</b>

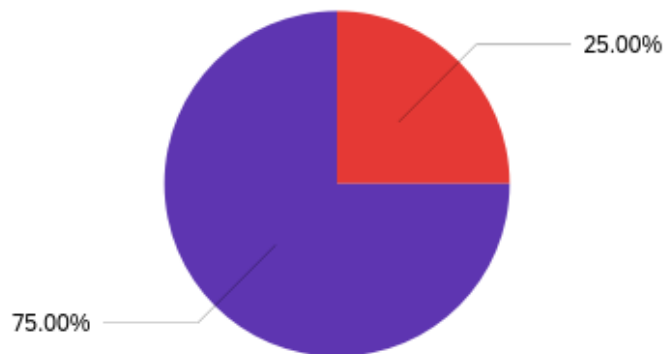
\*Percent of Cases (Number of times the factor was selected divided by the sample size)



**How applicable were the program requirements to your current/or future workplace?**

Answer	Response Percent	Response Count
A Great Deal	25.00%	1
Quite a Lot	25.00%	1
Some	50.00%	2
A Little	0.00%	0
None	0.00%	0
<b>Total</b>	<b>100%</b>	<b>4</b>

**After completing your graduate program, how would you classify your level of preparation?**



- Excellent preparation
- Good preparation
- Adequate preparation
- Inadequate preparation
- Not sure how FSU prepared me

Answer	Response Percent	Response Count
Excellent preparation	25.00%	1
Good preparation	75.00%	3
Adequate preparation	0.00%	0
Inadequate preparation	0.00%	0
Not sure how FSU prepared me	0.00%	0
<b>Total</b>	<b>100%</b>	<b>4</b>

Please indicate your level of satisfaction with FSU Graduate Services in the following areas:

Question	Very Satisfied	Satisfied	Neutral	Dissatisfied	Very Dissatisfied	Total
<b>GRADUATE STUDIES OFFICE</b>	25.00% 1	50.00% 2	25.00% 1	0.00% 0	0.00% 0	100% 4
	75.00% 3			0.00% 0		
<b>GRADUATE ADMISSIONS OFFICE</b>	25.00% 1	50.00% 2	25.00% 1	0.00% 0	0.00% 0	100% 4
	75.00% 3			0.00% 0		
<b>REGISTRAR'S OFFICE</b>	25.00% 1	50.00% 2	25.00% 1	0.00% 0	0.00% 0	100% 4
	75.00% 3			0.00% 0		
<b>FINANCIAL AID &amp; SCHOLARSHIPS</b>	0.00% 0	50.00% 2	50.00% 2	0.00% 0	0.00% 0	100% 4
	50.00% 2			0.00% 0		

**Please rate your level of satisfaction with the following aspects of your graduate education experiences related to your degree:**

Question	Very Satisfied	Satisfied	Neutral	Dissatisfied	Very Dissatisfied	Total
Diversity of students with whom you took courses	50.00% 2	0.00% 0	50.00% 2	0.00% 0	0.00% 0	100% 4
	50.00% 2			0.00% 0		
Academic quality of students with whom you took courses	50.00% 2	0.00% 0	50.00% 2	0.00% 0	0.00% 0	100% 4
	50.00% 2			0.00% 0		
Quality of instruction in your courses	50.00% 2	0.00% 0	50.00% 2	0.00% 0	0.00% 0	100% 4
	50.00% 2			0.00% 0		
Faculty expertise	50.00% 2	0.00% 0	50.00% 2	0.00% 0	0.00% 0	100% 4
	50.00% 2			0.00% 0		
Feedback you received in courses from faculty	50.00% 2	25.00% 1	25.00% 1	0.00% 0	0.00% 0	100% 4
	75.00% 3			0.00% 0		
Accessibility of instructors	50.00% 2	25.00% 1	25.00% 1	0.00% 0	0.00% 0	100% 4
	75.00% 3			0.00% 0		
Finding and working with your graduate program coordinator	50.00% 2	25.00% 1	25.00% 1	0.00% 0	0.00% 0	100% 4
	75.00% 3			0.00% 0		
Quality of graduate advising from major professor or graduate advisor	50.00% 2	0.00% 0	50.00% 2	0.00% 0	0.00% 0	100% 4
	50.00% 2			0.00% 0		
Degree plan flexibility and elective choices	25.00% 1	25.00% 1	50.00% 2	0.00% 0	0.00% 0	100% 4
	50.00% 2			0.00% 0		
Program coverage of relevant content	50.00% 2	25.00% 1	25.00% 1	0.00% 0	0.00% 0	100% 4
	75.00% 3			0.00% 0		

<b>Sequencing of content across program courses</b>	<b>25.00%</b> 1	<b>50.00%</b> 2	<b>25.00%</b> 1	<b>0.00%</b> 0	<b>0.00%</b> 0	<b>100%</b> 4
	<b>75.00%</b> 3			<b>0.00%</b> 0		
<b>Assistance with external certification process</b>	<b>25.00%</b> 1	<b>0.00%</b> 0	<b>75.00%</b> 3	<b>0.00%</b> 0	<b>0.00%</b> 0	<b>100%</b> 4
	<b>25.00%</b> 1			<b>0.00%</b> 0		
<b>Availability of field experience(s)/practicum(s)/internship(s)</b>	<b>50.00%</b> 2	<b>0.00%</b> 0	<b>50.00%</b> 2	<b>0.00%</b> 0	<b>0.00%</b> 0	<b>100%</b> 4
	<b>50.00%</b> 2			<b>0.00%</b> 0		
<b>Quality of your field experience(s)/practicum(s)/internship(s)</b>	<b>50.00%</b> 2	<b>0.00%</b> 0	<b>50.00%</b> 2	<b>0.00%</b> 0	<b>0.00%</b> 0	<b>100%</b> 4
	<b>50.00%</b> 2			<b>0.00%</b> 0		
<b>Timing of your field experience(s)/practicum(s)/internship(s)</b>	<b>50.00%</b> 2	<b>0.00%</b> 0	<b>50.00%</b> 2	<b>0.00%</b> 0	<b>0.00%</b> 0	<b>100%</b> 4
	<b>50.00%</b> 2			<b>0.00%</b> 0		
<b>Length of graduate program</b>	<b>25.00%</b> 1	<b>50.00%</b> 2	<b>25.00%</b> 1	<b>0.00%</b> 0	<b>0.00%</b> 0	<b>100%</b> 4
	<b>75.00%</b> 3			<b>0.00%</b> 0		
<b>Support in planning and completing thesis, projects in lieu, or portfolio, or comprehensive exam</b>	<b>50.00%</b> 2	<b>25.00%</b> 1	<b>25.00%</b> 1	<b>0.00%</b> 0	<b>0.00%</b> 0	<b>100%</b> 4
	<b>75.00%</b> 3			<b>0.00%</b> 0		
<b>Assistance with finding employment</b>	<b>25.00%</b> 1	<b>0.00%</b> 0	<b>75.00%</b> 3	<b>0.00%</b> 0	<b>0.00%</b> 0	<b>100%</b> 4
	<b>25.00%</b> 1			<b>0.00%</b> 0		

Please rate your level of agreement with the following statements:

Question	Strongly Agree	Agree	Neutral	Disagree	Strongly Disagree	Total
My graduate degree from FSU has brought me closer to achieving my goals	50.00% 2	50.00% 2	0.00% 0	0.00% 0	0.00% 0	100% 4
	100.00% 4			0.00% 0		
My graduate experience at FSU was rewarding	50.00% 2	50.00% 2	0.00% 0	0.00% 0	0.00% 0	100% 4
	100.00% 4			0.00% 0		
My graduate coursework at FSU was challenging	50.00% 2	50.00% 2	0.00% 0	0.00% 0	0.00% 0	100% 4
	100.00% 4			0.00% 0		
My graduate degree from FSU is marketable	50.00% 2	50.00% 2	0.00% 0	0.00% 0	0.00% 0	100% 4
	100.00% 4			0.00% 0		

**Did you receive your undergraduate degree from FSU?**

<b>Answer</b>	<b>Response Percent</b>	<b>Response Count</b>
<b>Yes</b>	0.00%	0
<b>No</b>	100.00%	4
<b>Total</b>	<b>100%</b>	<b>4</b>

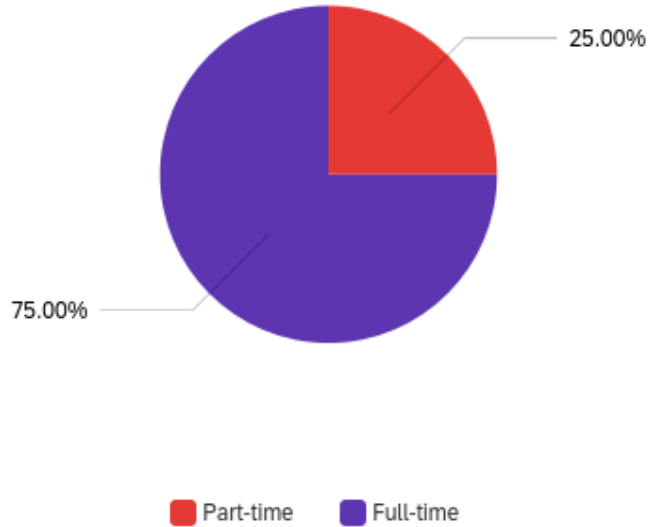
**Would you select FSU if you were to begin graduate school all over again?**

<b>Answer</b>	<b>Response Percent</b>	<b>Response Count</b>
<b>Yes</b>	100.00%	4
<b>No</b>	0.00%	0
<b>Total</b>	<b>100%</b>	<b>4</b>

**Would you recommend FSU to other potential students?**

<b>Answer</b>	<b>Response Percent</b>	<b>Response Count</b>
<b>Yes</b>	100.00%	4
<b>No</b>	0.00%	0
<b>Total</b>	<b>100%</b>	<b>4</b>

**Did you complete this degree as a part-time or full-time student?**



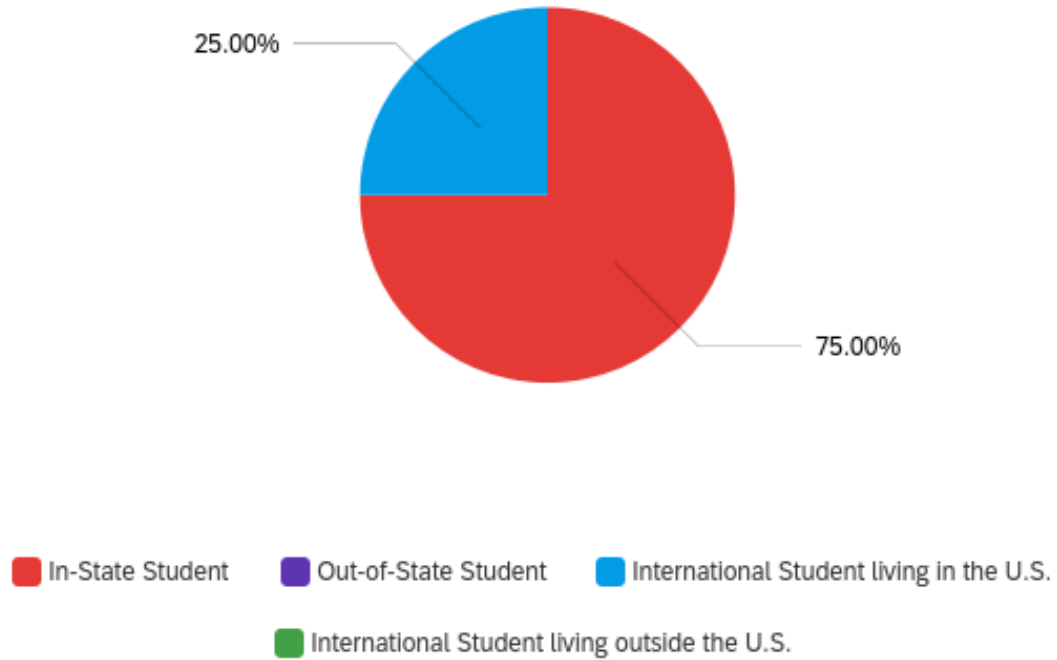
Answer	Response Percent	Response Count
Part-time	25.00%	1
Full-time	75.00%	3
<b>Total</b>	<b>100%</b>	<b>4</b>

**What percentage of your classes did you take online and what percentage would you have preferred?**

Field	Average Percentage	Count
My courses were online:	55.00%	4
I would have preferred online:	48.50%	4

This question asked respondents to mark the percentage of courses taken online and the percentage they would prefer to take online using a slider that went from 0% - 100%.

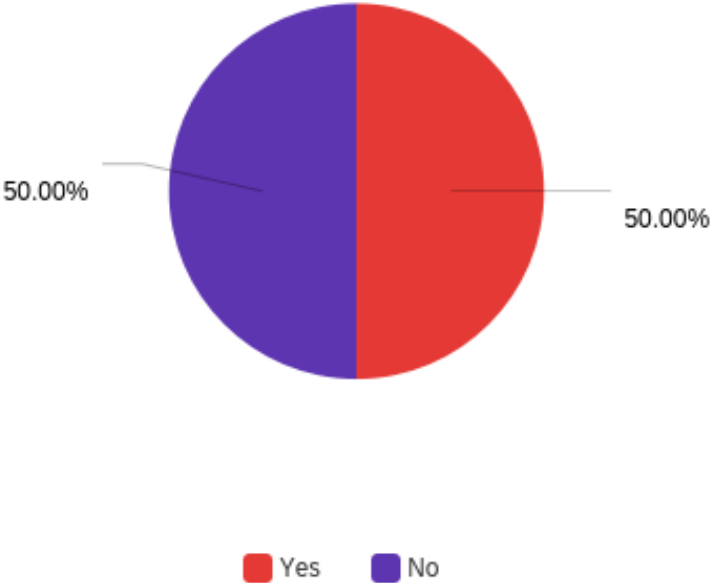
**Are you an in-state, out-of-state, or international student (living inside or outside the U.S.)?**



Answer	Response Percent	Response Count
In-State Student	75.00%	3
Out-of-State Student	0.00%	0
International Student living in the U.S.	25.00%	1
<b>Total</b>	<b>100%</b>	<b>4</b>



**During the Spring 2020 semester were you enrolled in face-to-face courses that moved to remote instruction?**



Answer	Response Percent	Response Count
Yes	50.00%	2
No	50.00%	2
Total	100%	4

**Rate your experience with the following technological issues during remote learning:**

Question	Not Problematic	Somewhat Problematic	Problematic	Total
Access to reliable communication software/tools (e.g., Zoom, Skype, Google)	100.00% 2	0.00% 0	0.00% 0	100% 2
Access to reliable internet/service	50.00% 1	50.00% 1	0.00% 0	100% 2
Access to reliable digital devices (e.g., laptop, mobile device)	100.00% 2	0.00% 0	0.00% 0	100% 2
Access to specialized software (e.g., Adobe products, statistical packages)	50.00% 1	50.00% 1	0.00% 0	100% 2
Access to library resources	50.00% 1	50.00% 1	0.00% 0	100% 2

**Rate your experience with the following learning/educational issues during remote learning:**

Question	Not Problematic	Somewhat Problematic	Problematic	Total
Finding time to participate in synchronous courses (e.g., live-streaming lectures or video conferencing at a set time)	100.00% 2	0.00% 0	0.00% 0	100% 2
Unclear expectations around course/assignment requirements	100.00% 2	0.00% 0	0.00% 0	100% 2
Course lessons or activities that did not translate well to a remote environment	100.00% 2	0.00% 0	0.00% 0	100% 2
Competing work/personal schedules and class meetings	50.00% 1	50.00% 1	0.00% 0	100% 2
Difficulty focusing or paying attention to remote instruction or activities	100.00% 2	0.00% 0	0.00% 0	100% 2
Instructor availability/responsiveness	100.00% 2	0.00% 0	0.00% 0	100% 2
Personal motivation/desire to complete coursework	100.00% 2	0.00% 0	0.00% 0	100% 2

**Given your experience with remote instruction during the past semester, please rate your agreement with the following statements:**

<b>Question</b>	<b>Strongly Agree</b>	<b>Agree</b>	<b>Neutral</b>	<b>Disagree</b>	<b>Strongly Disagree</b>	<b>Total</b>
<b>I would have preferred more courses were offered online vs on campus</b>	<b>0.00%</b> 0	<b>0.00%</b> 0	<b>100.00%</b> 2	<b>0.00%</b> 0	<b>0.00%</b> 0	<b>100%</b> 2
<b>I would have preferred more courses were offered on campus vs online</b>	<b>0.00%</b> 0	<b>0.00%</b> 0	<b>100.00%</b> 2	<b>0.00%</b> 0	<b>0.00%</b> 0	<b>100%</b> 2
<b>I would be more likely to enroll in a hybrid course than I was earlier</b>	<b>0.00%</b> 0	<b>50.00%</b> 1	<b>0.00%</b> 0	<b>50.00%</b> 1	<b>0.00%</b> 0	<b>100%</b> 2
<b>I would be less likely to enroll in a hybrid course than I was earlier</b>	<b>0.00%</b> 0	<b>50.00%</b> 1	<b>0.00%</b> 0	<b>50.00%</b> 1	<b>0.00%</b> 0	<b>100%</b> 2