

Framingham State University

Academic Advising Survey Report 2019-20

(Appendix H)

Psychology

Total Respondents: 40

Office of Institutional Assessment

Mark Nicholas, Ph.D.

Brittany Brown, M.Ed., Staff Assistant

Jena Shepard, B.S., Administrative Assistant

June 2020

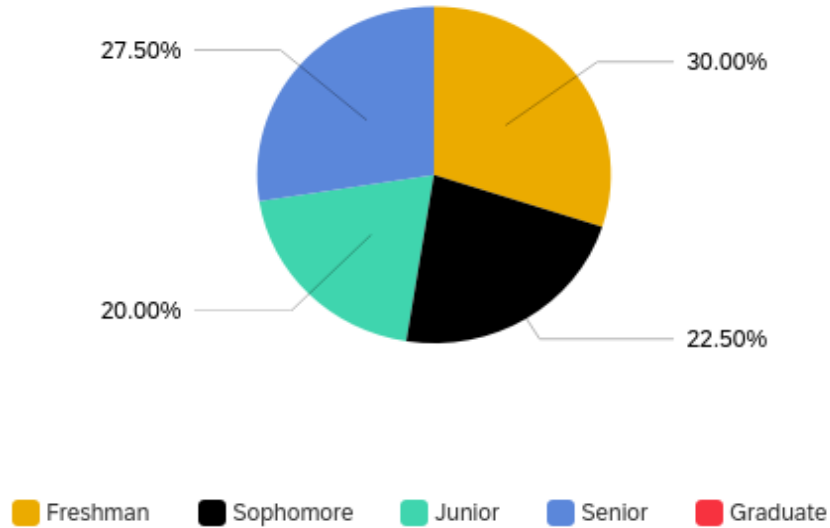
Table of Contents

Class of Respondents	3
Major of Undergraduate Respondents.....	3
Question 3: How many advising sessions, including telephone and e-mail contacts, have you had with your advisor during this academic year?	4
Question 4: How much time did you spend in those sessions on average?.....	5
Question 5 (a): Have you been able to visit your advisor when you need to?.....	6
Question 5 (b): Have you been able to spend as much time with your advisor as needed?	7
Question 6: Please describe your experience with your present advisor.	8
Question 7: Did your advisor place final responsibility on you for decision making?	9
Question 8: How would you rate your overall advising experience with your present advisor?.....	10
Question 9: Rank the three most important purposes for utilizing your advisor.....	11
Question 27: Please indicate your level of agreement with the items below based on your experience:	12

Survey Response Report

The following is a detailed analysis of the survey response data.

Class of Respondents

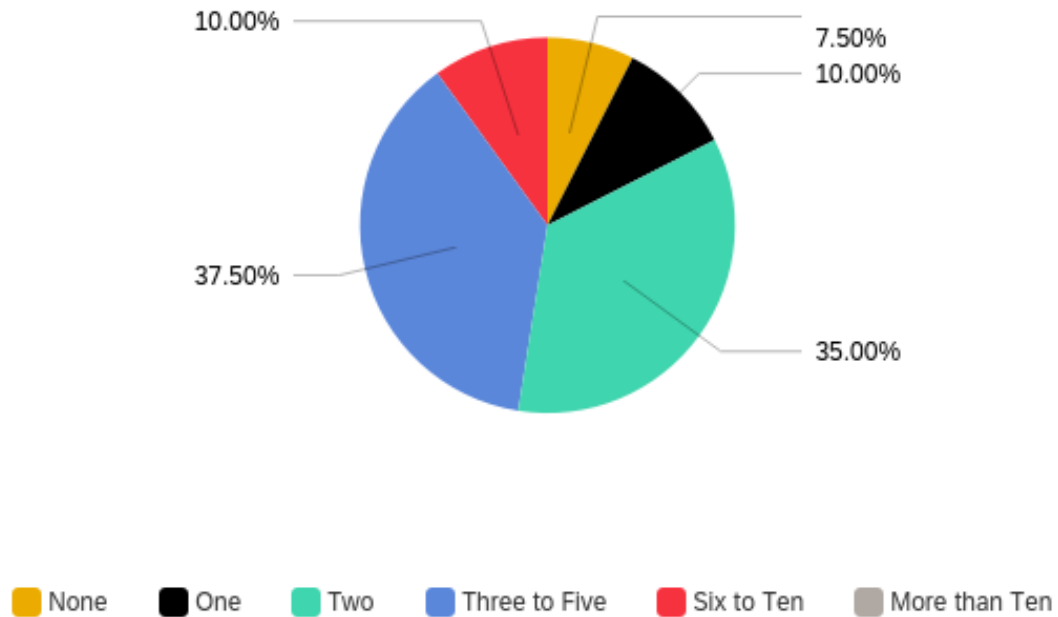


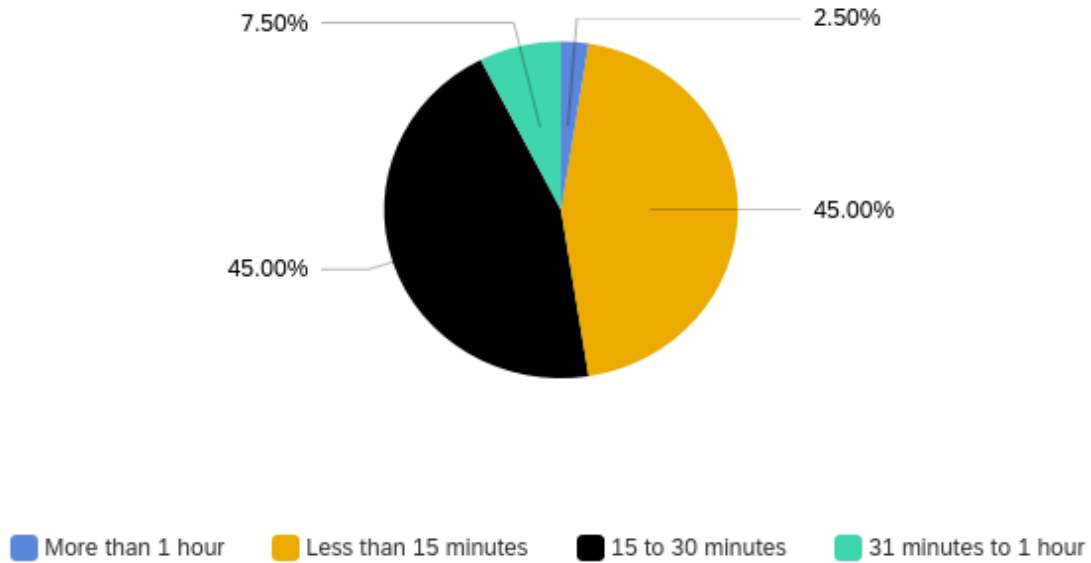
Answer	Response Percent	Response Count
Freshman	30.00%	12
Senior	27.50%	11
Sophomore	22.50%	9
Junior	20.00%	8
Graduate	0.00%	0
Total	100%	40

Major of Undergraduate Respondents

Answer	Response Percent	Response Count
Psychology	100.00%	40
Total	100%	40

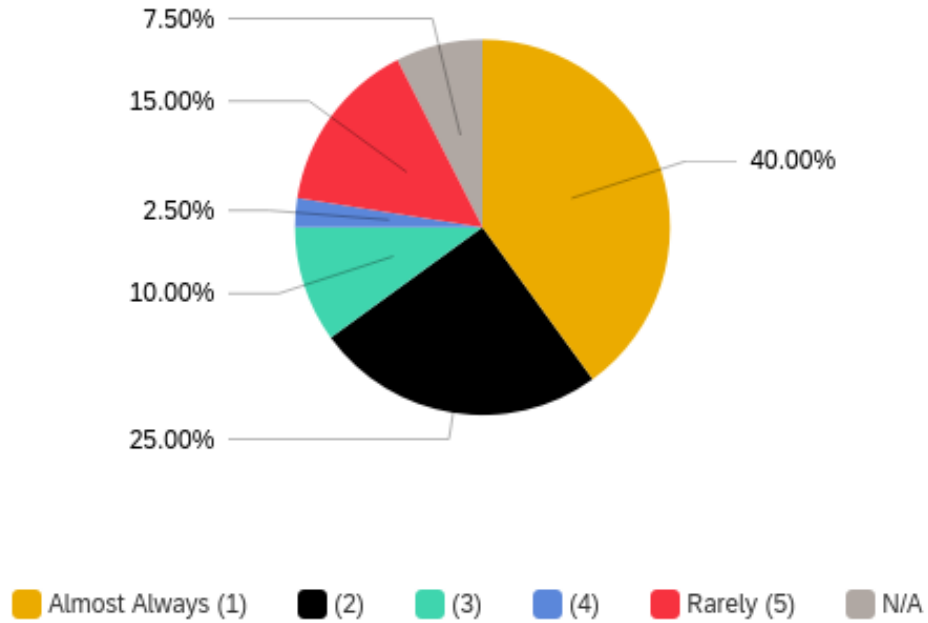
Question 3: How many advising sessions, including telephone and e-mail contacts, have you had with your advisor during this academic year?



Question 4: How much time did you spend in those sessions on average?

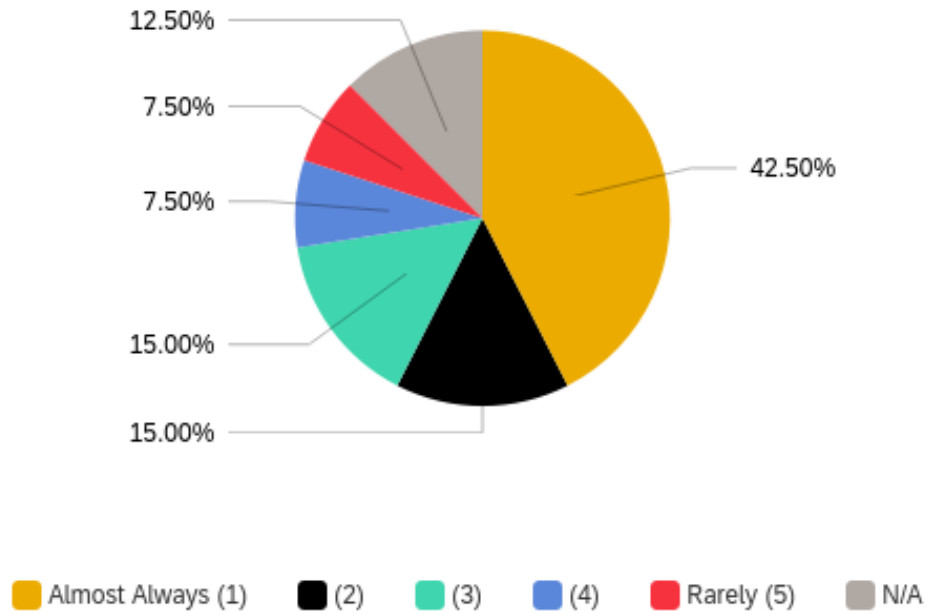
Answer	Response Percent	Response Count
Less than 15 minutes	45.00%	18
15 to 30 minutes	45.00%	18
31 minutes to 1 hour	7.50%	3
More than 1 hour	2.50%	1
Total	100%	40

Question 5 (a): Have you been able to visit your advisor when you need to?



Question	Almost Always (1)	(2)	(3)	(4)	Rarely (5)	N/A	Total
I have been able to visit my advisor when I needed to.	40.00% 16	25.00% 10	10.00% 4	2.50% 1	15.00% 6	7.50% 3	100% 40

Question 5 (b): Have you been able to spend as much time with your advisor as needed?

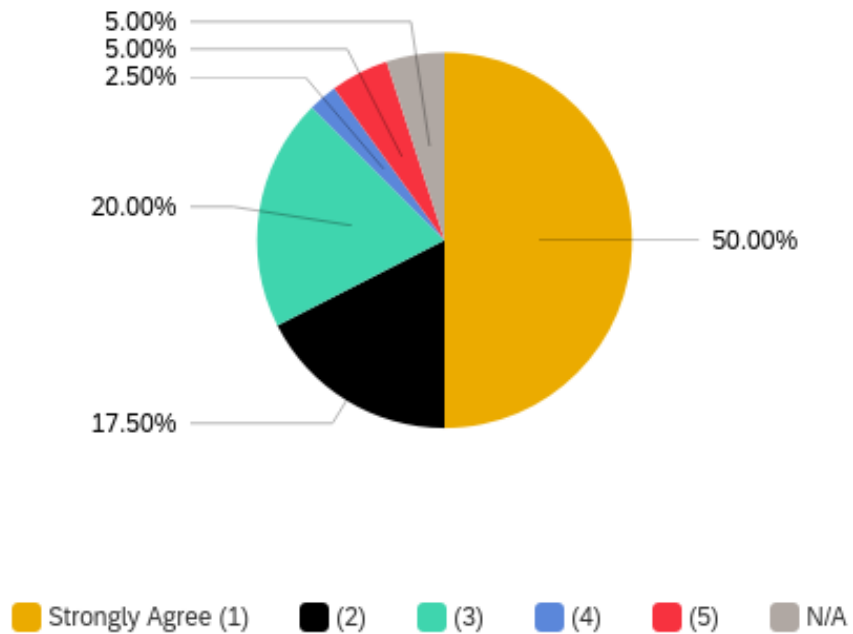


Question	Almost Always (1)	(2)	(3)	(4)	Rarely (5)	N/A	Total
I was able to spend as much time with my advisor as needed.	42.50% 17	15.00% 6	15.00% 6	7.50% 3	7.50% 3	12.50% 5	100% 40

Question 6: Please describe your experience with your present advisor.

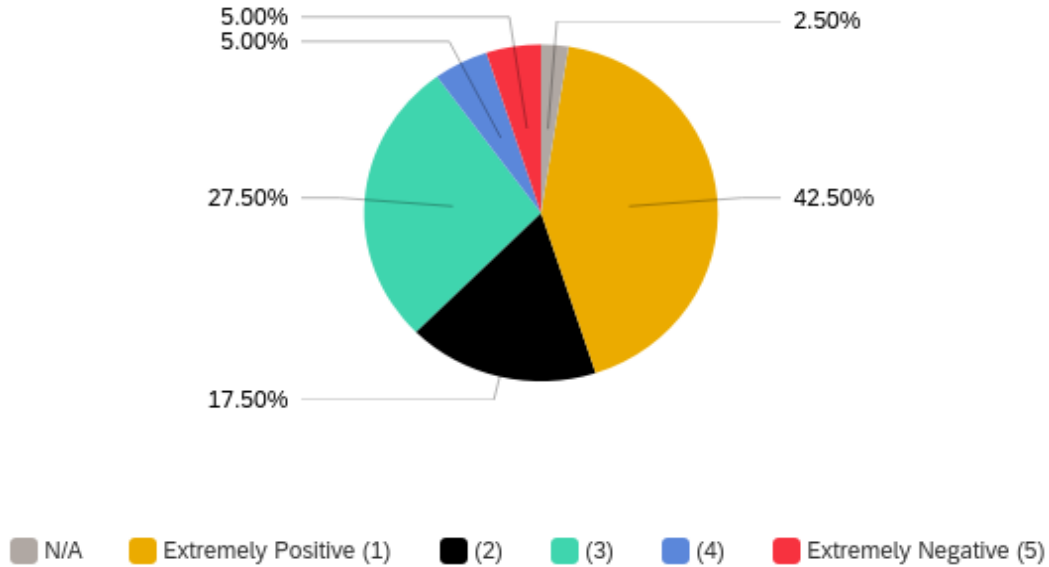
Question	Very Much (1)	(2)	(3)	(4)	Not at All (5)	N/A	Total
Information from my advisor helped me select courses.	25.00% 10	30.00% 12	20.00% 8	7.50% 3	15.00% 6	2.50% 1	100% 40
My advisor's information about programs helped me clarify my college plans.	17.50% 7	27.50% 11	15.00% 6	5.00% 2	20.00% 8	15.00% 6	100% 40
My advisor's information about career opportunities helped me clarify my career goals.	17.50% 7	15.00% 6	30.00% 12	5.00% 2	15.00% 6	17.50% 7	100% 40
Information from my advisor clarified or simplified college requirements or procedures (e.g., degree requirements, drop/add, registration, etc.)	37.50% 15	32.50% 13	5.00% 2	12.50% 5	10.00% 4	2.50% 1	100% 40
I obtained helpful information from my advisor about resources and services on campus (e.g., student services, counseling, financial aid, etc.)	20.00% 8	25.00% 10	12.50% 5	20.00% 8	12.50% 5	10.00% 4	100% 40

Question 7: Did your advisor place final responsibility on you for decision making?



Question	Strongly Agree (1)	(2)	(3)	(4)	Strongly Disagree (5)	N/A	Total
As appropriate, my advisor places final responsibility for making decisions on me.	50.00% 20	17.50% 7	20.00% 8	1.50% 1	5.00% 2	5.00% 2	100% 40

Question 8: How would you rate your overall advising experience with your present advisor?



Question	Extremely Positive (1)	(2)	(3)	(4)	Extremely Negative (5)	N/A	Total
How would you rate your overall advising experience with your present advisor?	42.50% 17	17.50% 7	27.50% 11	5.00% 2	5.00% 2	2.50% 1	100% 40

Question 9: Rank the three most important purposes for utilizing your advisor.

Question	1	2	3	Total
Selecting courses for your schedule	53.57% 15	25.00% 7	21.43% 6	100% 28
Information about college requirements and/or procedures	18.52% 5	48.15% 13	33.33% 9	100% 27
Career Planning	38.46% 10	42.31% 11	19.23% 5	100% 26
Discussing a course you are taking	41.67% 5	16.67% 2	41.67% 5	100% 12
Discussing your grades or academic performance	37.50% 3	25.00% 2	37.50% 3	100% 8
Information about your skills, abilities, potential, etc.	0.00% 0	42.86% 3	57.14% 4	100% 7
Personal concerns	0.00% 0	20.00% 1	80.00% 4	100% 5
Getting a signature	0.00% 0	0.00% 0	100.00% 3	100% 3
Choosing a major	50.00% 1	50.00% 1	0.00% 0	100% 2
Information about college services or resources	0.00% 0	0.00% 0	100.00% 1	100% 1
Other	100.00% 1	0.00% 0	0.00% 0	100% 1

Other
Get my code to choose classes

**Question 27: Please indicate your level of agreement with the items below
based on your experience:**

Question	Strongly Agree	Agree	Neutral	Disagree	Strongly Disagree	N/A	Total
My major department provides adequate advising services	20.00% 8	57.50% 23	20.00% 8	2.50% 1	0.00% 0	0.00% 0	100% 40
My major department offers enough information regarding careers and graduate school options	12.50% 5	32.50% 13	35.00% 14	7.50% 3	7.50% 3	5.00% 2	100% 40
I would welcome and take advantage of group advising and department-wide communications regarding advising throughout the academic year	15.00% 6	45.00% 18	35.00% 14	2.50% 1	0.00% 0	2.50% 1	100% 40