

# **Framingham State University**



## **Academic Advising Survey Report 2020-21**

**(Appendix H)**

### **Psychology**

**Total Respondents: 54**

### **Office of Institutional Assessment**

Mark Nicholas, Ph.D.

Brittany Brown, M.Ed., Staff Assistant

Jena Shepard, B.S., Administrative Assistant

June 2021

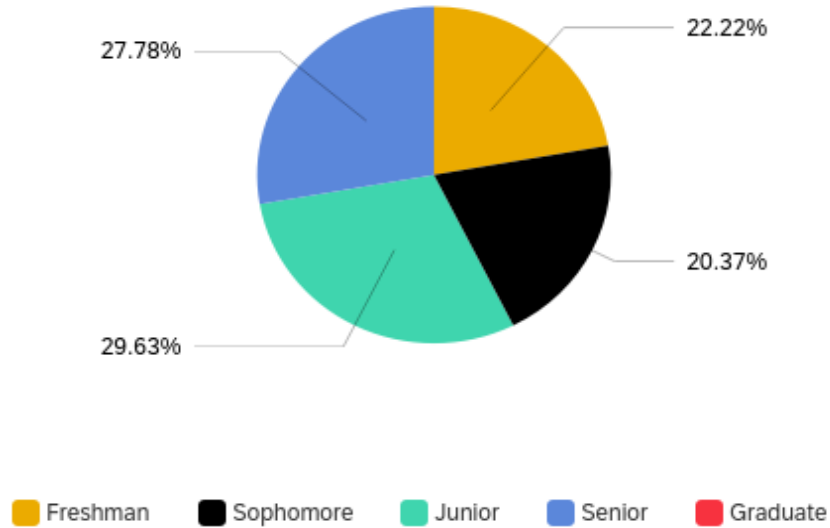
## Table of Contents

Class of Respondents .....	3
Major of Undergraduate Respondents.....	3
Question 3: How many advising sessions, including telephone and e-mail contacts, have you had with your advisor during this academic year? .....	4
Question 4: How much time did you spend in those sessions on average?.....	5
Question 5 (a): Have you been able to visit your advisor when you need to? .....	6
Question 5 (b): Have you been able to spend as much time with your advisor as needed? .....	7
Question 6: Please describe your experience with your present advisor. ....	8
Question 7: Did your advisor place final responsibility on you for decision making? .....	9
Question 8: How would you rate your overall advising experience with your present advisor?.....	10
Question 9: Rank the three most important purposes for utilizing your advisor.....	11
Question 27: Please indicate your level of agreement with the items below based on your experience:	12

## Survey Response Report

The following is a detailed analysis of the survey response data.

### Class of Respondents

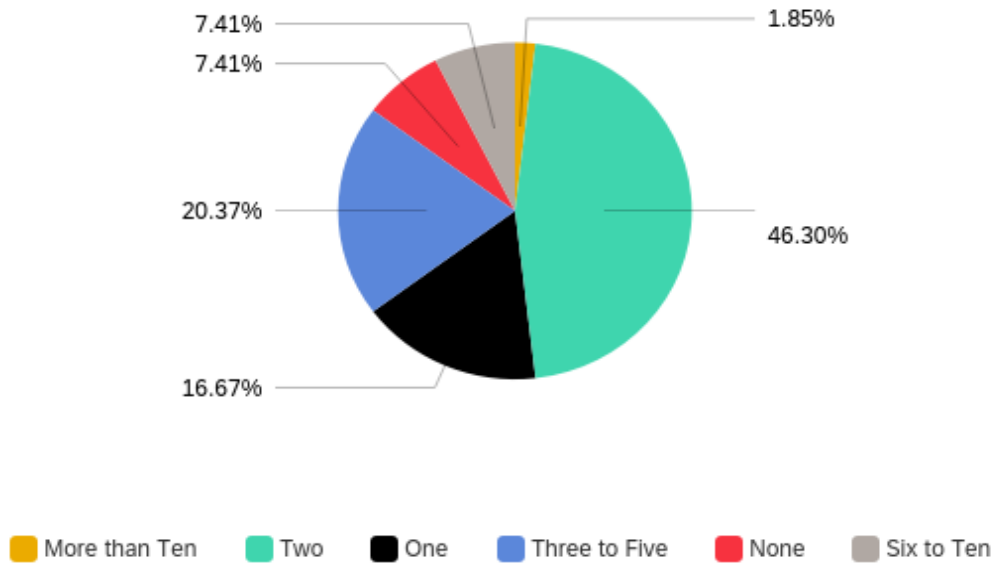


Answer	Response Percent	Response Count
Junior	29.63%	16
Senior	27.78%	15
Freshman	22.22%	12
Sophomore	20.37%	11
Graduate	0.00%	0
<b>Total</b>	<b>100%</b>	<b>54</b>

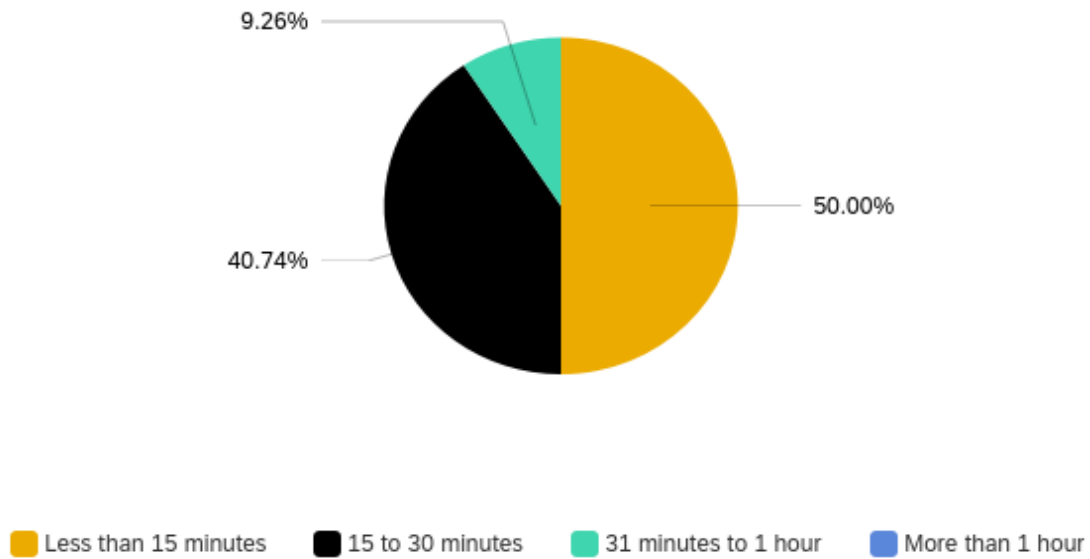
### Major of Undergraduate Respondents

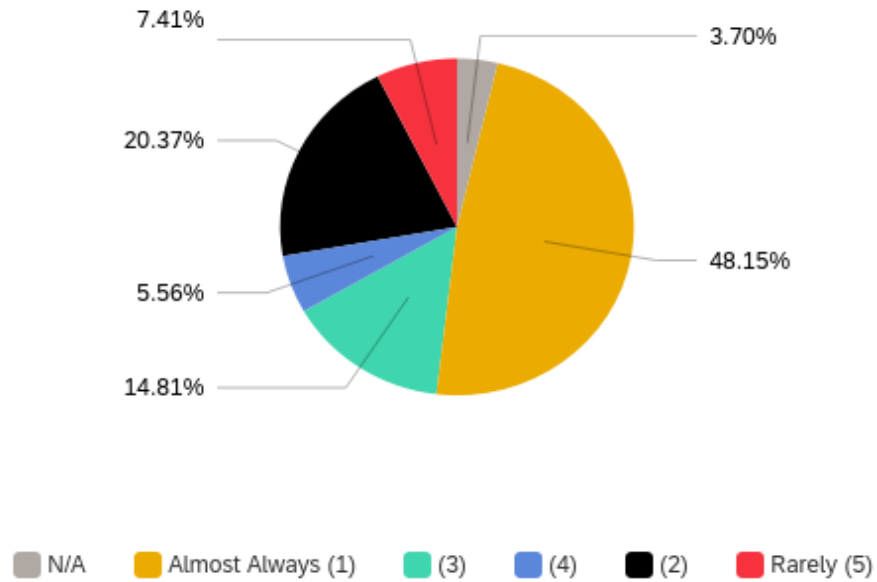
Answer	Response Percent	Response Count
Psychology	100.00%	54
<b>Total</b>	<b>100%</b>	<b>54</b>

**Question 3: How many advising sessions, including telephone and e-mail contacts, have you had with your advisor during this academic year?**



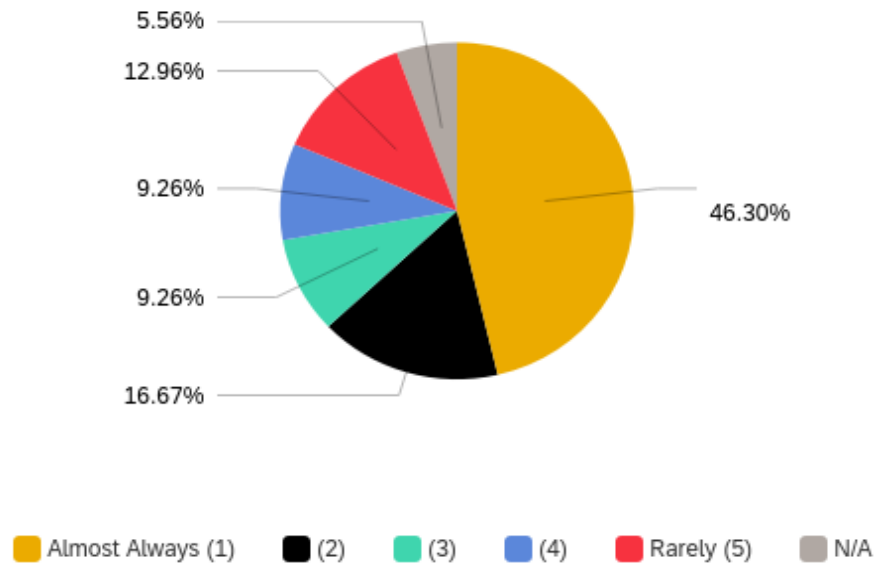
Answer	Response Percent	Response Count
Two	46.30%	25
Three to Five	20.37%	11
One	16.67%	9
Six to Ten	7.41%	4
None	7.41%	4
More than Ten	1.85%	1
<b>Total</b>	<b>100%</b>	<b>54</b>

**Question 4: How much time did you spend in those sessions on average?**

**Question 5 (a): Have you been able to visit your advisor when you need to?**

Question	Almost Always (1)	(2)	(3)	(4)	Rarely (5)	N/A	Total
I have been able to visit my advisor when I needed to.	48.15% 26	20.37% 11	14.81% 8	5.56% 3	7.41% 4	3.70% 2	100% 54

**Question 5 (b): Have you been able to spend as much time with your advisor as needed?**



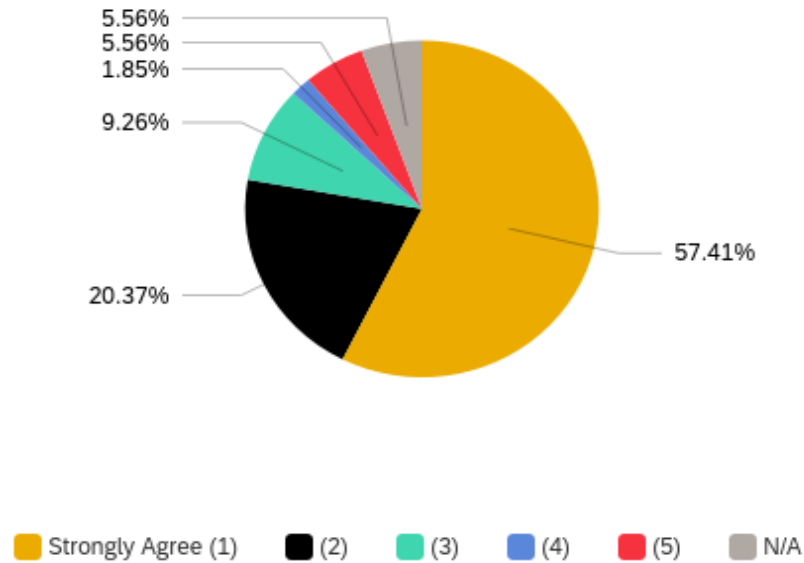
Question	Almost Always (1)	(2)	(3)	(4)	Rarely (5)	N/A	Total
I was able to spend as much time with my advisor as needed.	46.30% 25	16.67% 9	9.26% 5	9.26% 5	12.96% 7	5.56% 3	100% 54

**Question 6: Please describe your experience with your present advisor.**

<b>Question</b>	<b>Very Much (1)</b>	<b>(2)</b>	<b>(3)</b>	<b>(4)</b>	<b>Not at All (5)</b>	<b>N/A</b>	<b>Total</b>
Information from my advisor helped me select courses.	<b>48.15%</b> 26	<b>16.67%</b> 9	<b>16.67%</b> 9	<b>5.56%</b> 3	<b>11.11%</b> 6	<b>1.85%</b> 1	<b>100%</b> 54
My advisor's information about programs helped me clarify my college plans.	<b>40.74%</b> 22	<b>14.81%</b> 8	<b>20.37%</b> 11	<b>5.56%</b> 3	<b>11.11%</b> 6	<b>7.41%</b> 4	<b>100%</b> 54
My advisor's information about career opportunities helped me clarify my career goals.	<b>20.37%</b> 11	<b>16.67%</b> 9	<b>18.52%</b> 10	<b>11.11%</b> 6	<b>16.67%</b> 9	<b>16.67%</b> 9	<b>100%</b> 54
Information from my advisor clarified or simplified college requirements or procedures (e.g., degree requirements, drop/add, registration, etc.)	<b>48.15%</b> 26	<b>20.37%</b> 11	<b>12.96%</b> 7	<b>5.56%</b> 3	<b>5.56%</b> 3	<b>3.70%</b> 2	<b>100%</b> 54
I obtained helpful information from my advisor about resources and services on campus (e.g., student services, counseling, financial aid, etc.)	<b>35.19%</b> 19	<b>20.37%</b> 11	<b>16.67%</b> 9	<b>9.26%</b> 5	<b>14.81%</b> 8	<b>3.70%</b> 2	<b>100%</b> 54

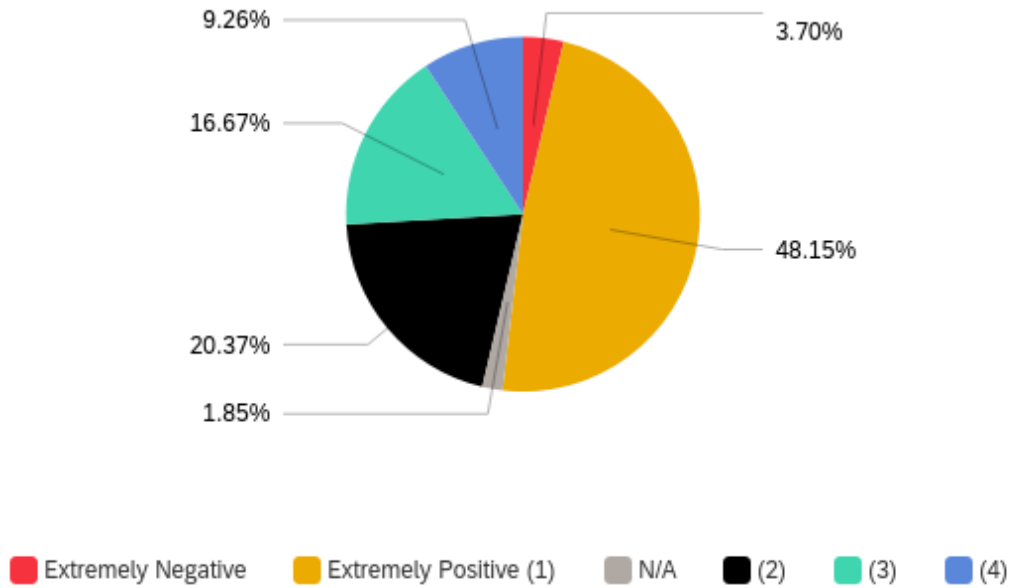


**Question 7: Did your advisor place final responsibility on you for decision making?**



Question	Strongly Agree (1)	(2)	(3)	(4)	Strongly Disagree (5)	N/A	Total
As appropriate, my advisor places final responsibility for making decisions on me.	57.41% 31	20.37% 11	9.26% 5	1.85% 1	5.56% 3	5.56% 3	100% 54

**Question 8: How would you rate your overall advising experience with your present advisor?**



Question	Extremely Positive (1)	(2)	(3)	(4)	Extremely Negative (5)	N/A	Total
How would you rate your overall advising experience with your present advisor?	48.15% 26	20.37% 11	16.67% 9	9.26% 5	3.70% 2	1.85% 1	100% 54

**Question 9: Rank the three most important purposes for utilizing your advisor.**

Question	1	2	3	Total
Selecting courses for your schedule <b>(1<sup>st</sup>)</b>	<b>57.50%</b> 23	<b>30.00%</b> 12	<b>12.50%</b> 5	<b>100%</b> 40
Career Planning <b>(2<sup>nd</sup>)</b>	<b>45.45%</b> 15	<b>33.33%</b> 11	<b>21.21%</b> 7	<b>100%</b> 33
Information about college requirements and/or procedures <b>(3<sup>rd</sup>)</b>	<b>16.67%</b> 5	<b>46.67%</b> 14	<b>36.67%</b> 11	<b>100%</b> 30
Discussing a course you are taking	<b>26.67%</b> 4	<b>40.00%</b> 6	<b>33.33%</b> 5	<b>100%</b> 15
Information about your skills, abilities, potential, etc.	<b>27.27%</b> 3	<b>27.27%</b> 3	<b>45.45%</b> 5	<b>100%</b> 11
Information about college services or resources	<b>9.09%</b> 1	<b>27.27%</b> 3	<b>63.64%</b> 7	<b>100%</b> 11
Discussing your grades or academic performance	<b>9.09%</b> 1	<b>27.27%</b> 3	<b>63.64%</b> 7	<b>100%</b> 11
Personal concerns	<b>14.29%</b> 1	<b>28.57%</b> 2	<b>57.14%</b> 4	<b>100%</b> 7
Choosing a major	<b>0.00%</b> 0	<b>0.00%</b> 0	<b>100.00%</b> 3	<b>100%</b> 3
Other	<b>100.00%</b> 1	<b>0.00%</b> 0	<b>0.00%</b> 0	<b>100%</b> 1
Getting a signature	<b>0.00%</b> 0	<b>0.00%</b> 0	<b>0.00%</b> 0	<b>0%</b> 0

**Question 27: Please indicate your level of agreement with the items below  
based on your experience:**

<b>Question</b>	<b>Strongly Agree</b>	<b>Agree</b>	<b>Neutral</b>	<b>Disagree</b>	<b>Strongly Disagree</b>	<b>N/A</b>	<b>Total</b>
My major department provides adequate advising services	<b>35.85%</b> 19	<b>45.28%</b> 24	<b>11.32%</b> 6	<b>5.66%</b> 3	<b>1.89%</b> 1	<b>0.00%</b> 0	<b>100%</b> 53
My major department offers enough information regarding careers and graduate school options	<b>13.21%</b> 7	<b>39.62%</b> 21	<b>28.30%</b> 15	<b>9.43%</b> 5	<b>7.55%</b> 4	<b>1.89%</b> 1	<b>100%</b> 53
I would welcome and take advantage of group advising and department-wide communications regarding advising throughout the academic year	<b>16.98%</b> 9	<b>52.83%</b> 28	<b>22.64%</b> 12	<b>3.77%</b> 2	<b>3.77%</b> 2	<b>0.00%</b> 0	<b>100%</b> 53