



Framingham State University

Office of Institutional Assessment

Academic Advising Survey Report 2017-18

(Appendix H)

Target Population: 3,698

Total Respondents: 355

Response Rate: 9.60%

Mark Nicholas, Ph.D., Executive Director – Institutional Assessment

Brittany Brown, BA, Staff Assistant

July 2018

Table of Contents

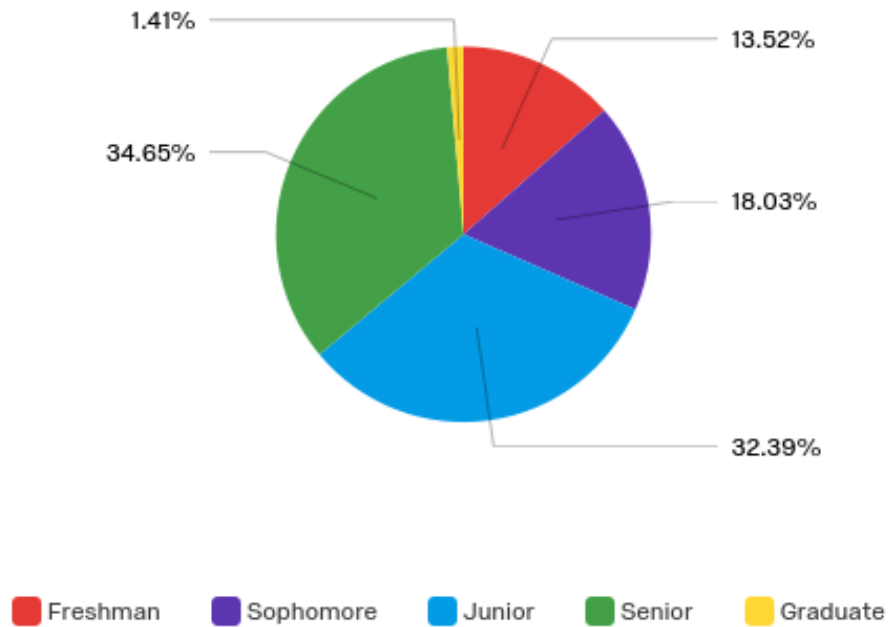
Respondent's Class	3
Majors of Undergraduate Respondents	4
Question 3: How many advising sessions, including telephone and e-mail contacts, have you had with your advisor during this academic year?	6
Question 4: How much time did you spend in those sessions on average?	7
Question 5 (a): Have you been able to visit your advisor when you need to?	8
Question 5 (b): Have you been able to spend as much time with your advisor as needed?	9
Question 6: Please describe your experience with your present advisor.	10
Question 7: Did your advisor place final responsibility on you for decision making?	11
Question 8: How would you rate your overall advising experience with your present advisor?	12
Question 9: Rank the three most important purposes for utilizing your advisor.....	13



Survey Response Report

The following is a detailed analysis of the survey response data.

Respondent's Class



Answer	Response Percent	Response Count
Freshman	13.52%	48
Sophomore	18.03%	64
Junior	32.39%	115
Senior	34.65%	123
Graduate	1.41%	5
Total	100%	355

Majors of Undergraduate Respondents

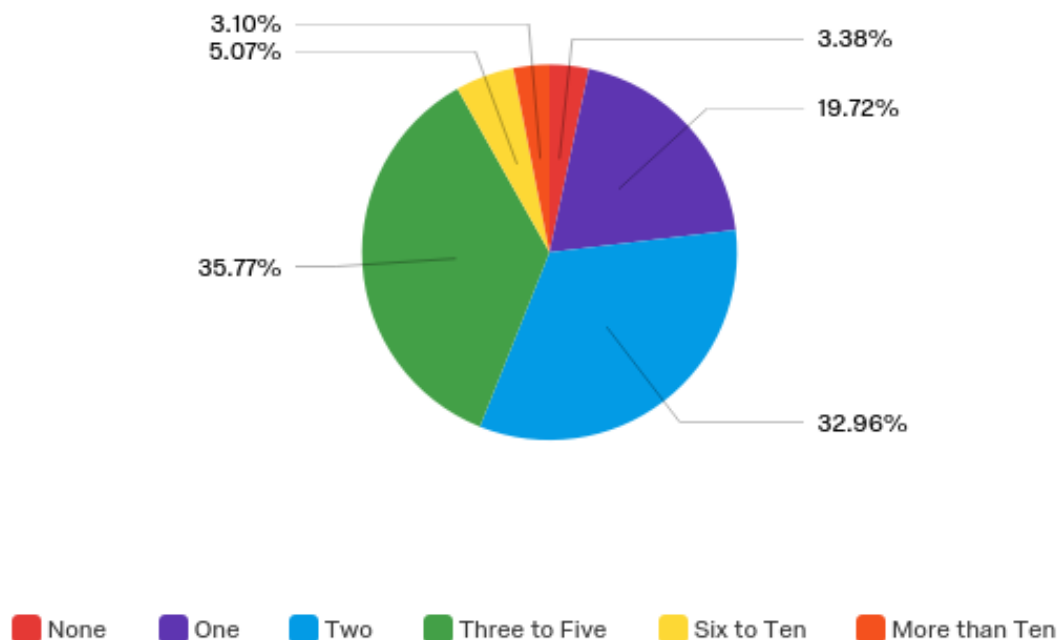
Answer	Response Percent	Response Count
Accounting	3.66%	13
American Sign Lang/English Interpreter	0.28%	1
Art History	0.56%	2
Biology	8.45%	30
Business and Information Technology	2.54%	9
Business Administration	1.41%	5
Chemistry	1.41%	5
Communication Arts	6.48%	23
Computer Science	6.48%	23
Criminology	4.79%	17
Earth Science	0.28%	1
Elementary Education	3.66%	13
Early Childhood Education	3.10%	11
Economics	1.13%	4
English	4.79%	17
Environmental Science and Policy	1.97%	7
Fashion Design and Retailing	3.10%	11
Finance	1.97%	7
Food and Nutrition	5.63%	20
Food Science	1.69%	6
Geography	0.56%	2
History	3.38%	12
Liberal Studies	1.97%	7
Management	5.63%	20
Marketing	3.10%	11



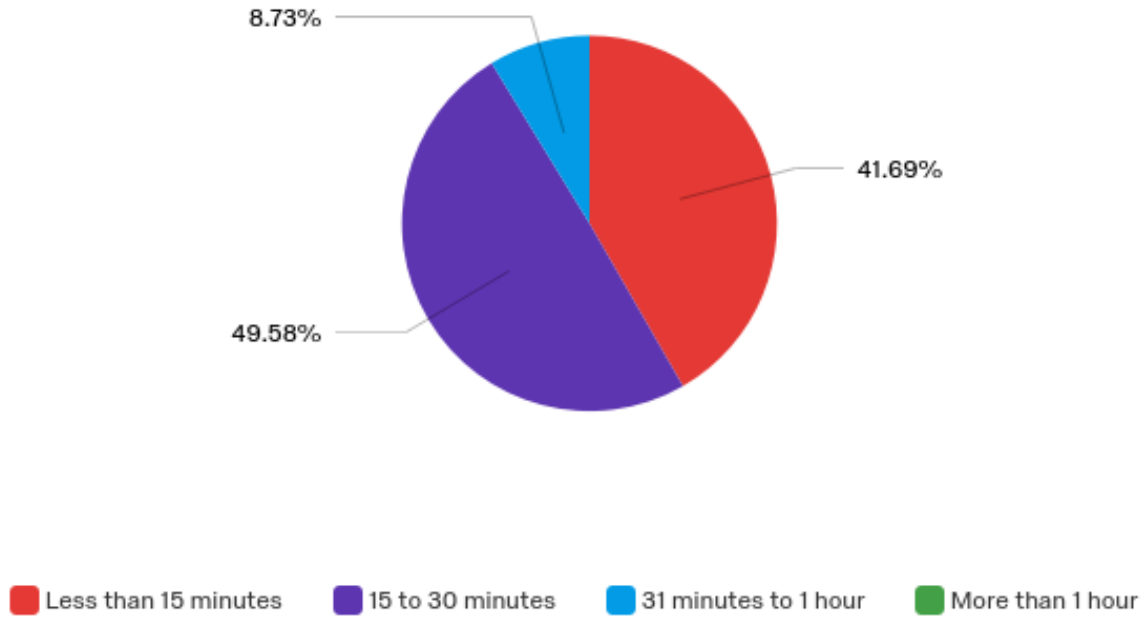
Mathematics	2.82%	10
Nursing	1.13%	4
Political Science	0.56%	2
Psychology	11.83%	42
Sociology	2.25%	8
Spanish	1.13%	4
Studio Art	1.69%	6
Undeclared	0.56%	2
Total	100%	355



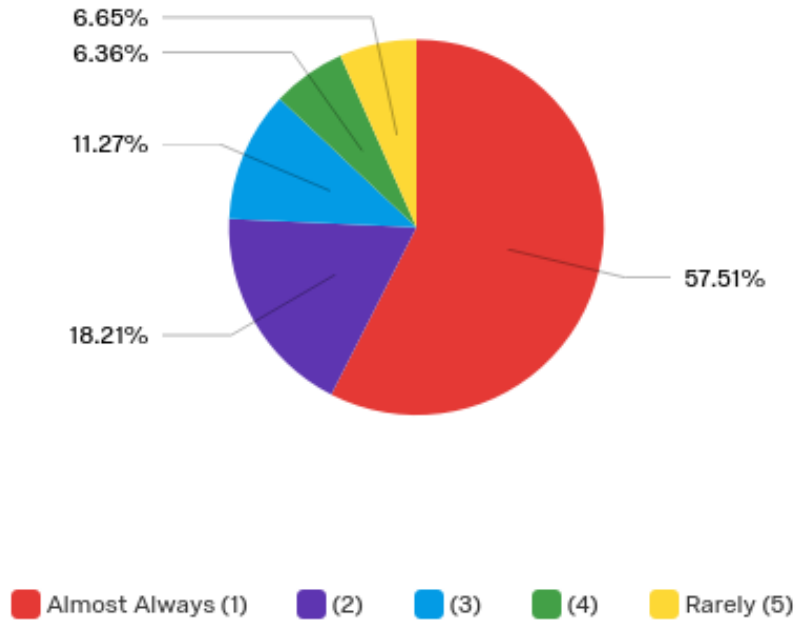
Question 3: How many advising sessions, including telephone and e-mail contacts, have you had with your advisor during this academic year?



Answer	Response Percent	Response Count
None	3.38%	12
One	19.72%	70
Two	32.96%	117
Three to Five	35.77%	127
Six to Ten	5.07%	18
More than Ten	3.10%	11
Total	100%	355

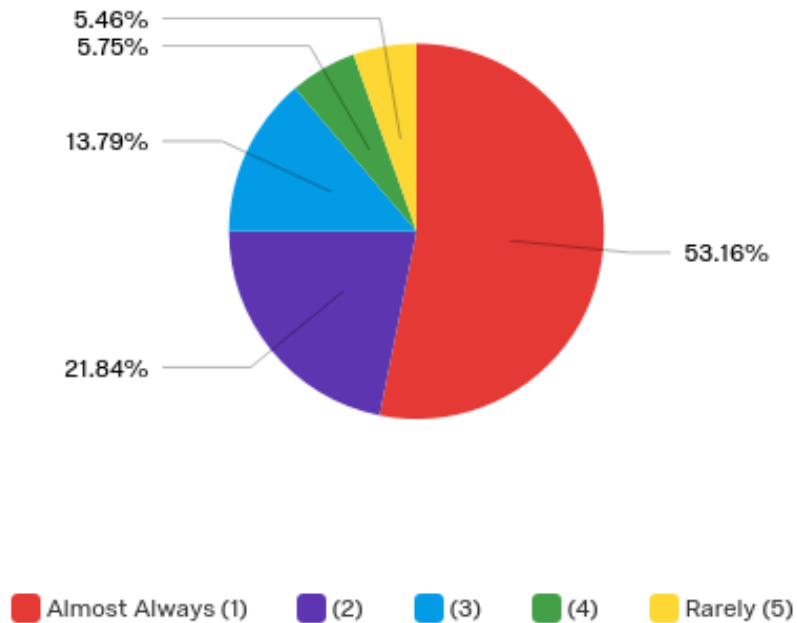
Question 4: How much time did you spend in those sessions on average?

Answer	Response Percent	Response Count
Less than 15 minutes	41.69%	148
15 to 30 minutes	49.58%	176
31 minutes to 1 hour	8.73%	31
More than 1 hour	0.00%	0
Total	100%	355

Question 5 (a): Have you been able to visit your advisor when you need to?

Question	Almost Always (1)	(2)	(3)	(4)	Rarely (5)	Total	Weighted Average
I have been able to visit my advisor when I needed to.	57.51% 199	18.21% 63	11.27% 39	6.36% 22	6.65% 23	100.00% 346	1.86

Question 5 (b): Have you been able to spend as much time with your advisor as needed?



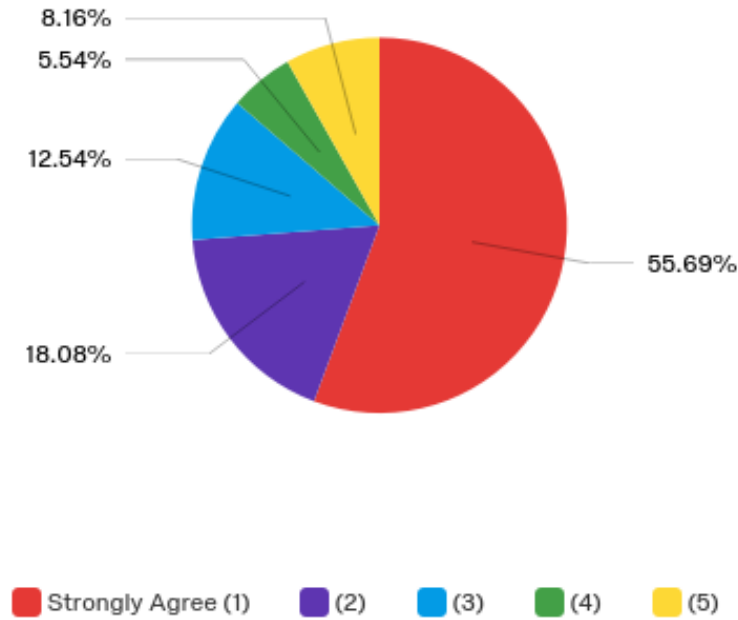
Question	Almost Always (1)	(2)	(3)	(4)	Rarely (5)	Total	Weighted Average
I was able to spend as much time with my advisor as needed.	53.16% 185	21.84% 76	13.79% 48	5.75% 20	5.46% 19	100.00% 348	1.89

Question 6: Please describe your experience with your present advisor.

Question	Very Much (1)	(2)	(3)	(4)	Not at All (5)	(N/A)	Total	Weighted Average
Information from my advisor helped me select courses.	39.15% 139	22.82% 81	16.62% 59	10.42% 37	8.45% 30	2.54% 9	100.00% 355	2.34
My advisor's information about programs helped me clarify my college plans.	33.52% 119	26.76% 95	12.96% 46	11.27% 40	10.42% 37	5.07% 18	100.00% 355	2.54
My advisor's information about career opportunities helped me clarify my career goals.	26.76% 95	18.87% 67	18.03% 64	12.11% 43	14.93% 53	9.30% 33	100.00% 355	2.97
Information from my advisor clarified or simplified college requirements or procedures (e.g., degree requirements, drop/add, registration, etc.)	41.13% 146	21.69% 77	15.21% 54	9.01% 32	8.73% 31	4.23% 15	100.00% 355	2.35
I obtained helpful information from my advisor about resources and services on campus (e.g., student services, counseling, financial aid, etc.)	32.96% 117	20.85% 74	15.77% 56	10.42% 37	12.96% 46	7.04% 25	100.00% 355	2.71

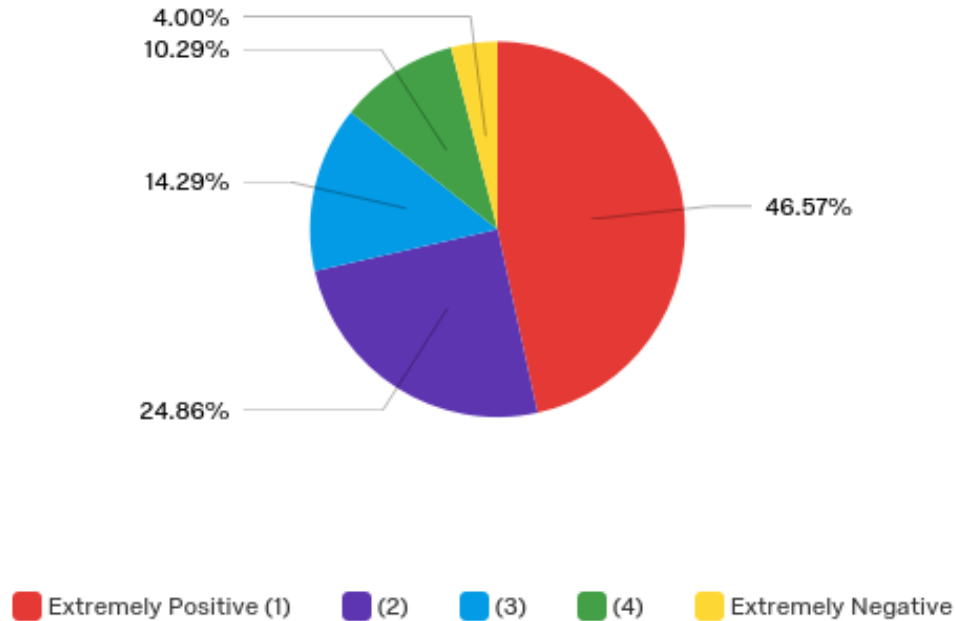


Question 7: Did your advisor place final responsibility on you for decision making?



Question	Strongly Agree (1)	(2)	(3)	(4)	Strongly Disagree (5)	Total	Weighted Average
As appropriate, my advisor places final responsibility for making decisions on me	55.69% 191	18.08% 62	12.54% 43	5.54% 19	8.16% 28	100.00% 343	1.92

Question 8: How would you rate your overall advising experience with your present advisor?



Question	Extremely Positive (1)	(2)	(3)	(4)	Extremely Negative (5)	Total	Weighted Average
How would you rate your overall advising experience with your present advisor?	46.57% 163	24.86% 87	14.29% 50	10.29% 36	4.00% 14	100.00% 350	2.00

Question 9: Rank the three most important purposes for utilizing your advisor.

Question	1	2	3	Total
Discussing a course you are taking	27.43% 31	30.09% 34	42.48% 48	113
Career Planning	43.98% 84	29.32% 56	26.70% 51	191
Selecting courses for your schedule	54.51% 151	29.24% 81	16.25% 45	277
Information about college requirements and/or procedures	25.95% 48	45.95% 85	28.11% 52	185
Choosing a major	25.93% 7	40.74% 11	33.33% 9	27
Getting a signature	9.62% 5	38.46% 20	51.92% 27	52
Personal concerns	20.45% 9	25.00% 11	54.55% 24	44
Information about college services or resources	9.38% 3	28.13% 9	62.50% 20	32
Discussing your grades or academic performance	9.21% 7	35.53% 27	55.26% 42	76
Information about your skills, abilities, potential, etc.	8.77% 5	35.09% 20	56.14% 32	57
Other	45.45% 5	9.09% 1	45.45% 5	11



Other
PIN number
I had difficulty getting transfer classes to carry over. (Redacted).
Getting pin number
Discussing activities or extracurricular that will help better your resume or application for graduate school
Checking what courses will be available for DCGE offerings for current semester, and future semester. As all courses are not offered all the semesters for DCGE.
Preparing to Graduate.
Providing an outside perspective beyond the student-teacher relationships
Making sure I am taking courses that will allow me to graduate in a timely manner according to my plans.
My advisor (Redacted) almost never answered my emails and I didn't know that (Redacted) are offered once a year and now I have wait till (Redacted) to graduate. I changed my advisor (Redacted) is very helpful.
Major concern is always receiving different answers to questions from the registrar's office. Depending on which registrar was available to respond answers were never clear nor consistent
Discussions about graduate school



