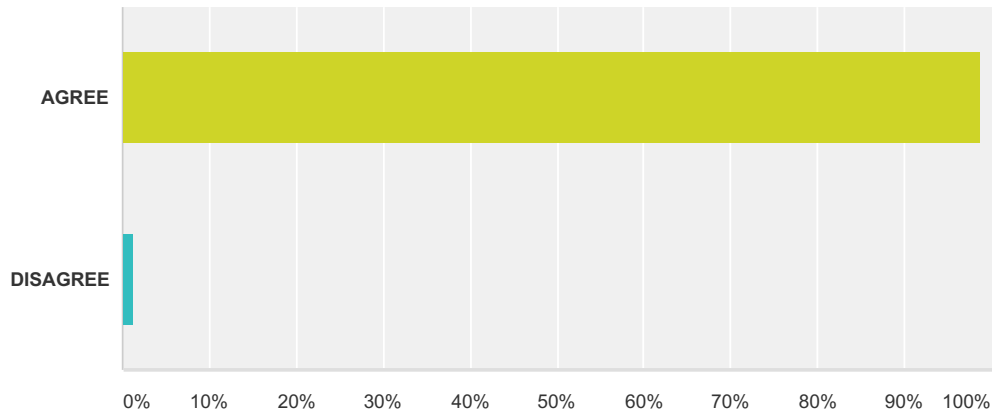


**Q1 ELECTRONIC CONSENT: Please select your choice below. Clicking on the "agree" button below indicates that: you have read the above information you voluntarily agree to participate you are at least 18 years of age If you do not wish to participate in the research study, please decline participation by clicking on the "disagree" button.**

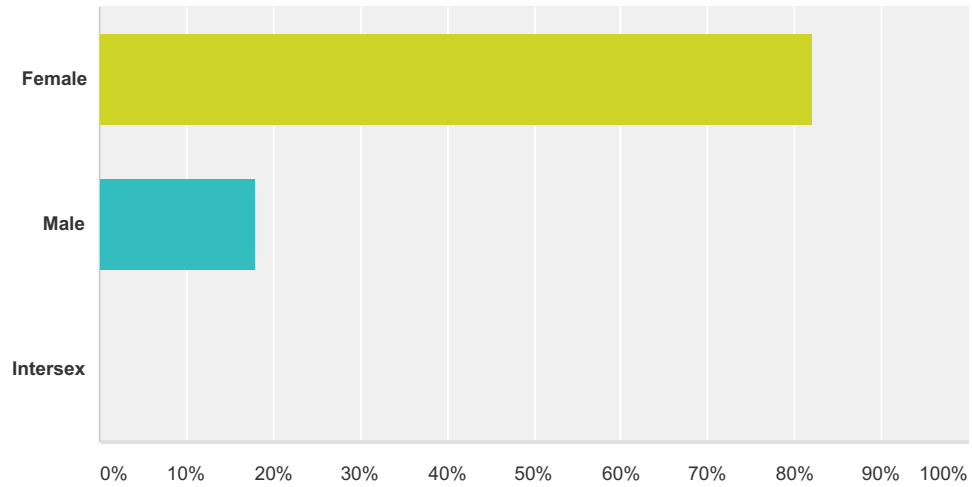
Answered: 522 Skipped: 0



Answer Choices	Responses	
AGREE	98.85%	516
DISAGREE	1.15%	6
<b>Total</b>		<b>522</b>

## Q2 What is your biological sex?

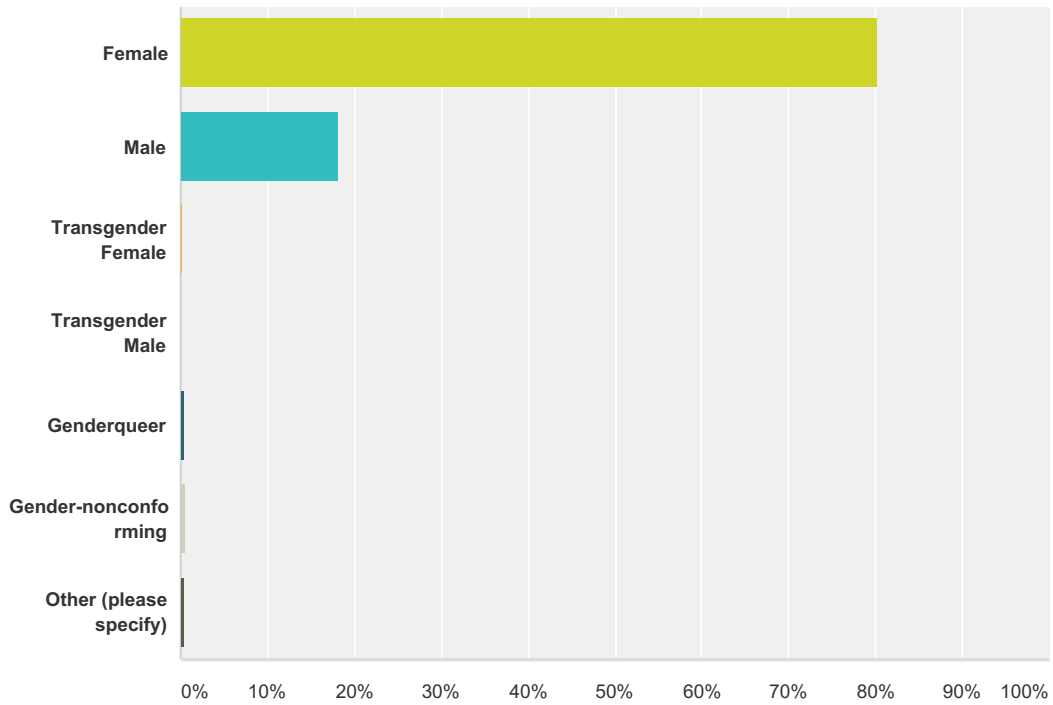
Answered: 480 Skipped: 42



Answer Choices	Responses	Count
Female	82.08%	394
Male	17.92%	86
Intersex	0.00%	0
<b>Total</b>		<b>480</b>

### Q3 What is your current gender identity?

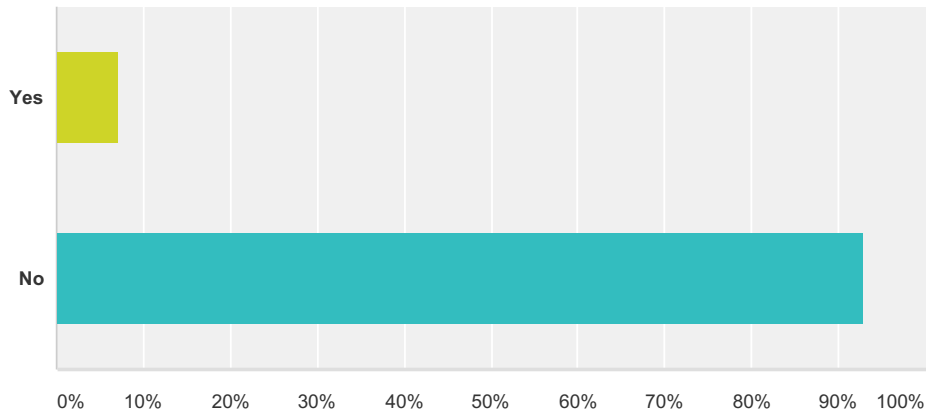
Answered: 480 Skipped: 42



Answer Choices	Responses	Count
Female	80.21%	385
Male	18.13%	87
Transgender Female	0.21%	1
Transgender Male	0.00%	0
Genderqueer	0.42%	2
Gender-nonconforming	0.63%	3
Other (please specify)	0.42%	2
<b>Total</b>		<b>480</b>

### Q4 Are you Hispanic or Latino/a?

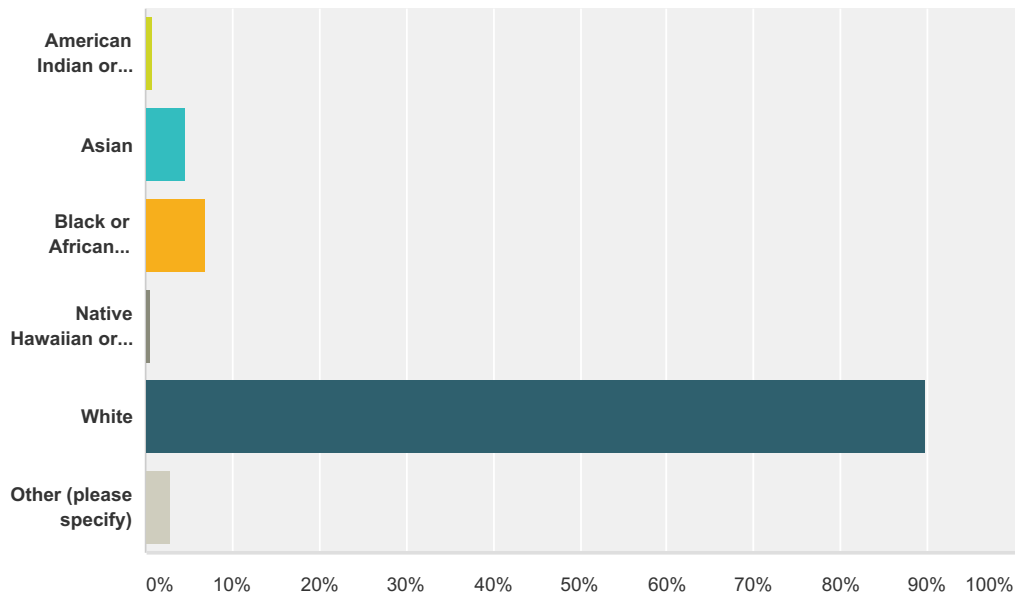
Answered: 478 Skipped: 44



Answer Choices	Responses
Yes	7.11% 34
No	92.89% 444
<b>Total</b>	<b>478</b>

**Q5 Select one or more of the following options that best describes your race:**

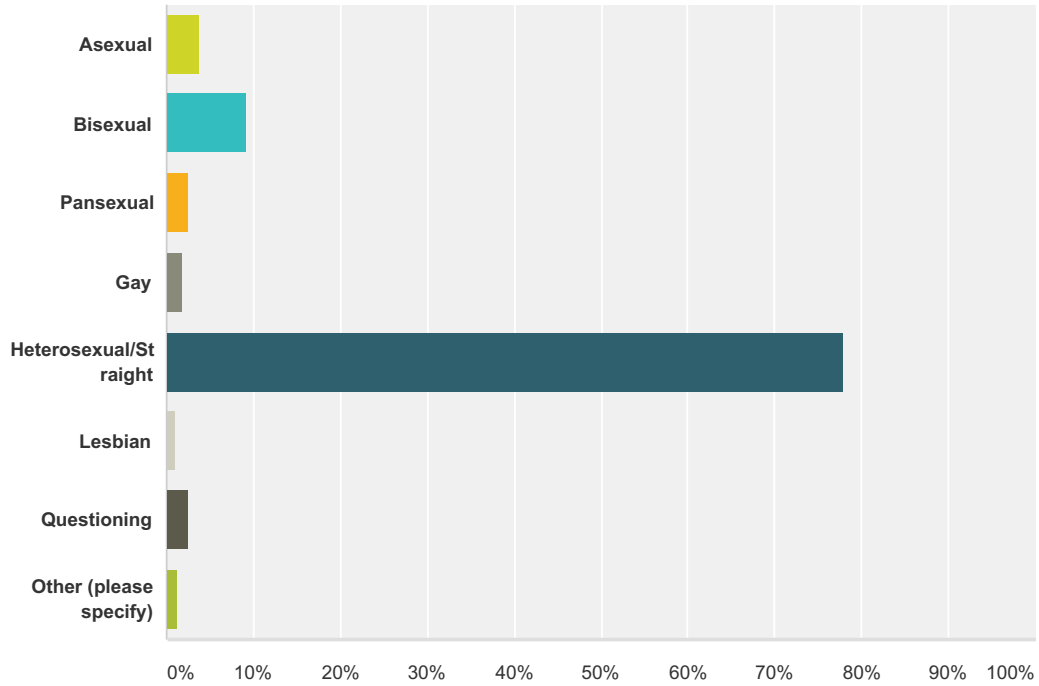
Answered: 476 Skipped: 46



Answer Choices	Responses
American Indian or Alaska Native	0.84% 4
Asian	4.62% 22
Black or African American	6.93% 33
Native Hawaiian or Other Pacific Islander	0.63% 3
White	89.71% 427
Other (please specify)	2.94% 14
<b>Total Respondents: 476</b>	

### Q6 Do you consider yourself to be:

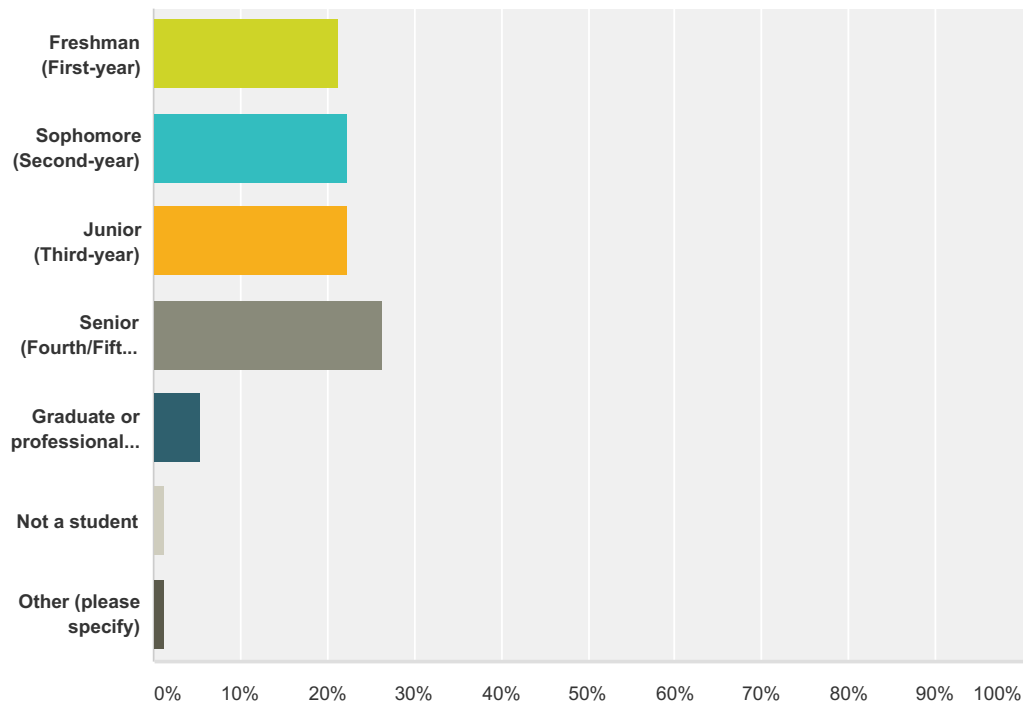
Answered: 478 Skipped: 44



Answer Choices	Responses	
Asexual	3.77%	18
Bisexual	9.21%	44
Pansexual	2.51%	12
Gay	1.88%	9
Heterosexual/Straight	77.82%	372
Lesbian	1.05%	5
Questioning	2.51%	12
Other (please specify)	1.26%	6
<b>Total</b>		<b>478</b>

### Q7 In what year of school are you currently enrolled?

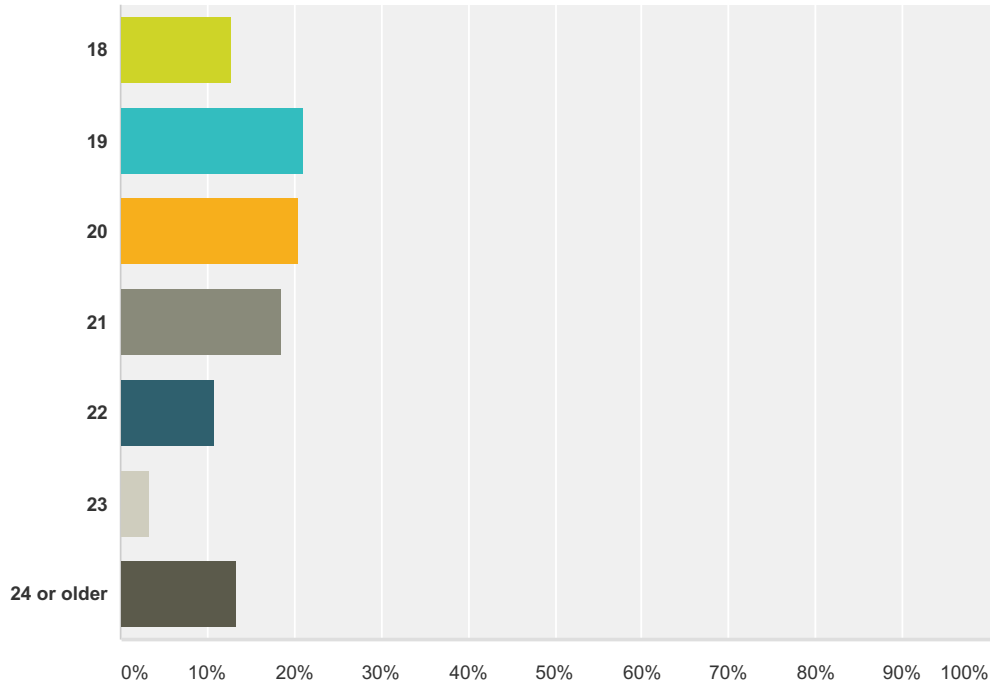
Answered: 481 Skipped: 41



Answer Choices	Responses	
Freshman (First-year)	21.21%	102
Sophomore (Second-year)	22.25%	107
Junior (Third-year)	22.25%	107
Senior (Fourth/Fifth/Sixth-year)	26.40%	127
Graduate or professional school student	5.41%	26
Not a student	1.25%	6
Other (please specify)	1.25%	6
<b>Total</b>		<b>481</b>

### Q8 How old are you?

Answered: 481 Skipped: 41

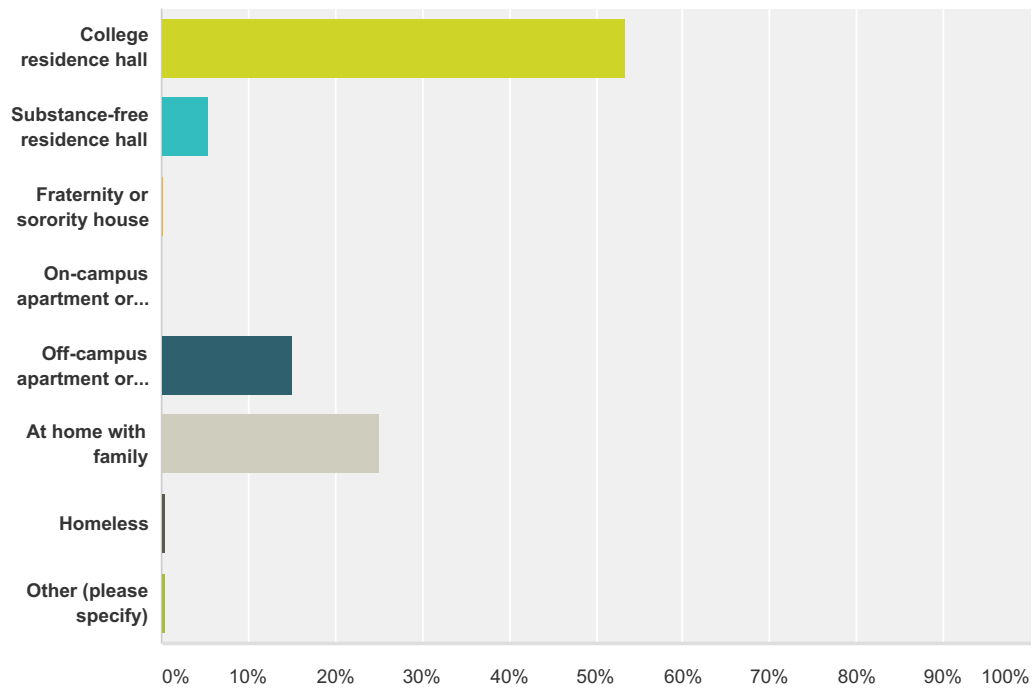


Answer Choices	Responses	Count
18	12.68%	61
19	21.00%	101
20	20.37%	98
21	18.50%	89
22	10.81%	52
23	3.33%	16
24 or older	13.31%	64
<b>Total</b>		<b>481</b>



### Q9 Which best describes your current living arrangements this academic year?

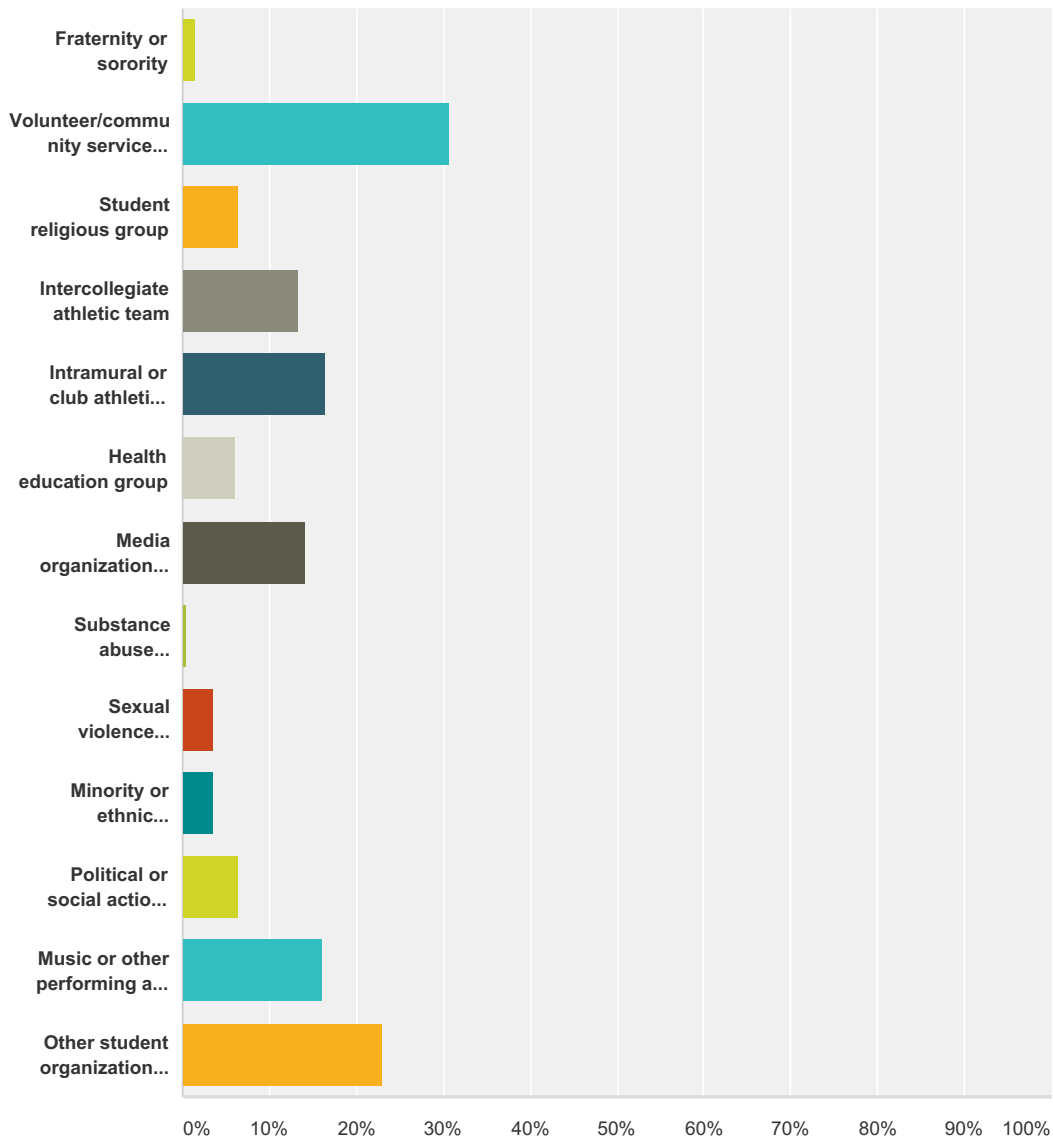
Answered: 480 Skipped: 42



Answer Choices	Responses
College residence hall	53.54% 257
Substance-free residence hall	5.42% 26
Fraternity or sorority house	0.21% 1
On-campus apartment or house	0.00% 0
Off-campus apartment or house	15.00% 72
At home with family	25.00% 120
Homeless	0.42% 2
Other (please specify)	0.42% 2
<b>Total</b>	<b>480</b>

**Q10 Are you currently a member of any of the following? Please check all that apply.**

Answered: 261 Skipped: 261



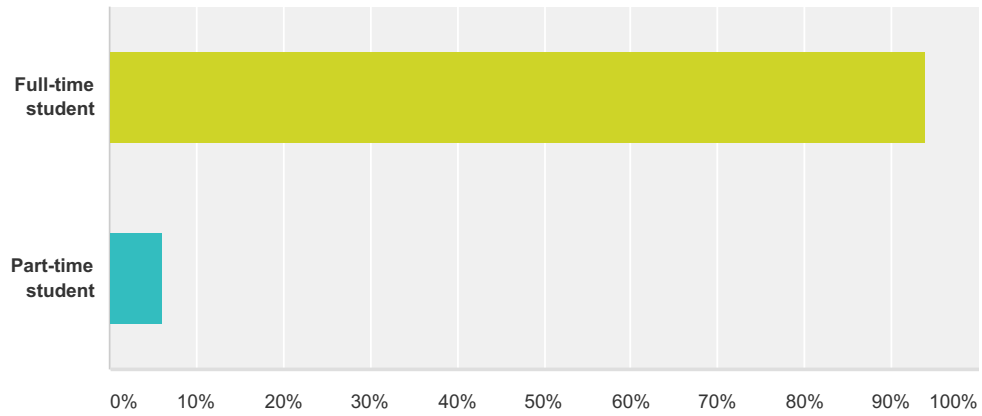
Answer Choices	Responses
Fraternity or sorority	1.53% 4
Volunteer/community service organization	30.65% 80
Student religious group	6.51% 17
Intercollegiate athletic team	13.41% 35
Intramural or club athletic team	16.48% 43
Health education group	6.13% 16
Media organization (e.g., newspaper, radio, magazine)	14.18% 37

## Campus Climate Survey - Framingham State University

Substance abuse prevention peer education group	<b>0.38%</b>	1
Sexual violence prevention peer education group	<b>3.45%</b>	9
Minority or ethnic organization	<b>3.45%</b>	9
Political or social action group	<b>6.51%</b>	17
Music or other performing arts group	<b>16.09%</b>	42
Other student organization or group (please specify)	<b>22.99%</b>	60
<b>Total Respondents: 261</b>		

### Q11 What is your current enrollment status?

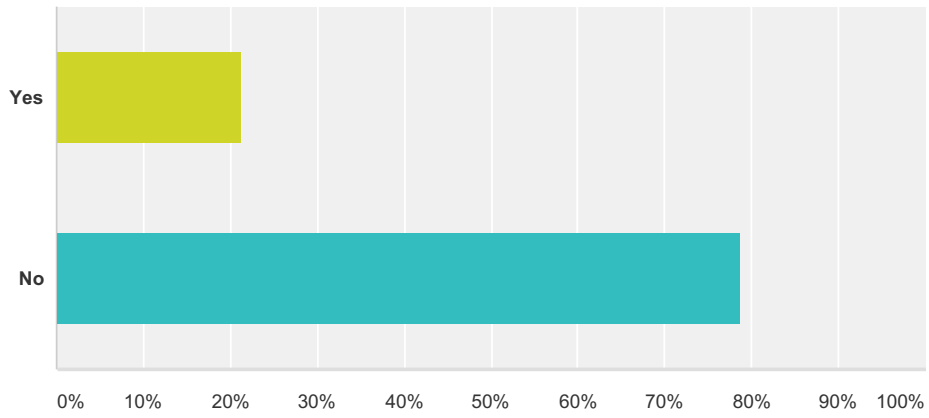
Answered: 473 Skipped: 49



Answer Choices	Responses
Full-time student	93.87% 444
Part-time student	6.13% 29
<b>Total</b>	<b>473</b>

### Q12 Did you transfer to this school from another school?

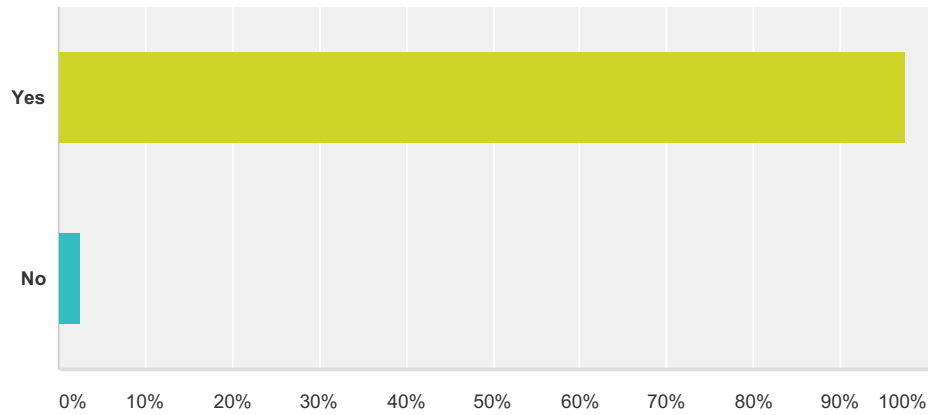
Answered: 478 Skipped: 44



Answer Choices	Responses
Yes	21.34% 102
No	78.66% 376
<b>Total</b>	<b>478</b>

### Q13 Are you a United States citizen?

Answered: 479 Skipped: 43



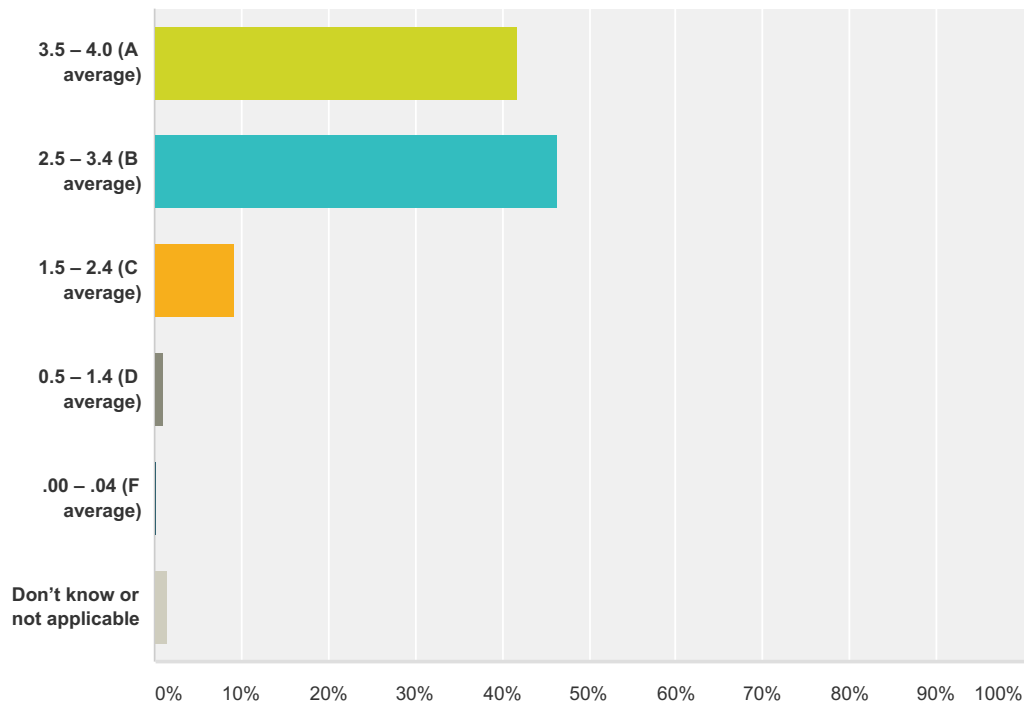
Answer Choices	Responses
Yes	97.49% 467
No	2.51% 12
<b>Total</b>	<b>479</b>

**Q14 If you are not a United States citizen, how many years have you lived, resided, or studied in the United States?**

Answered: 10 Skipped: 512

### Q15 Which of the following best describes your current grade point average?

Answered: 458 Skipped: 64

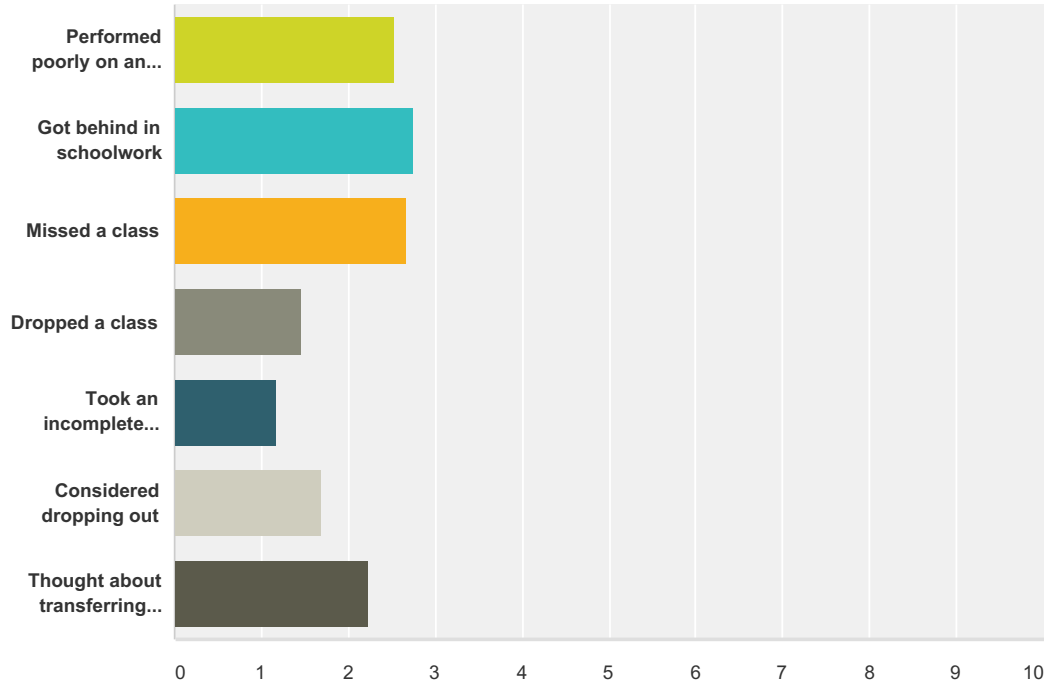


Answer Choices	Responses	
3.5 – 4.0 (A average)	41.70%	191
2.5 – 3.4 (B average)	46.29%	212
1.5 – 2.4 (C average)	9.17%	42
0.5 – 1.4 (D average)	1.09%	5
.00 – .04 (F average)	0.22%	1
Don't know or not applicable	1.53%	7
<b>Total</b>		<b>458</b>



### Q16 Since you've been a student at this school, to what degree has the following happened to you?

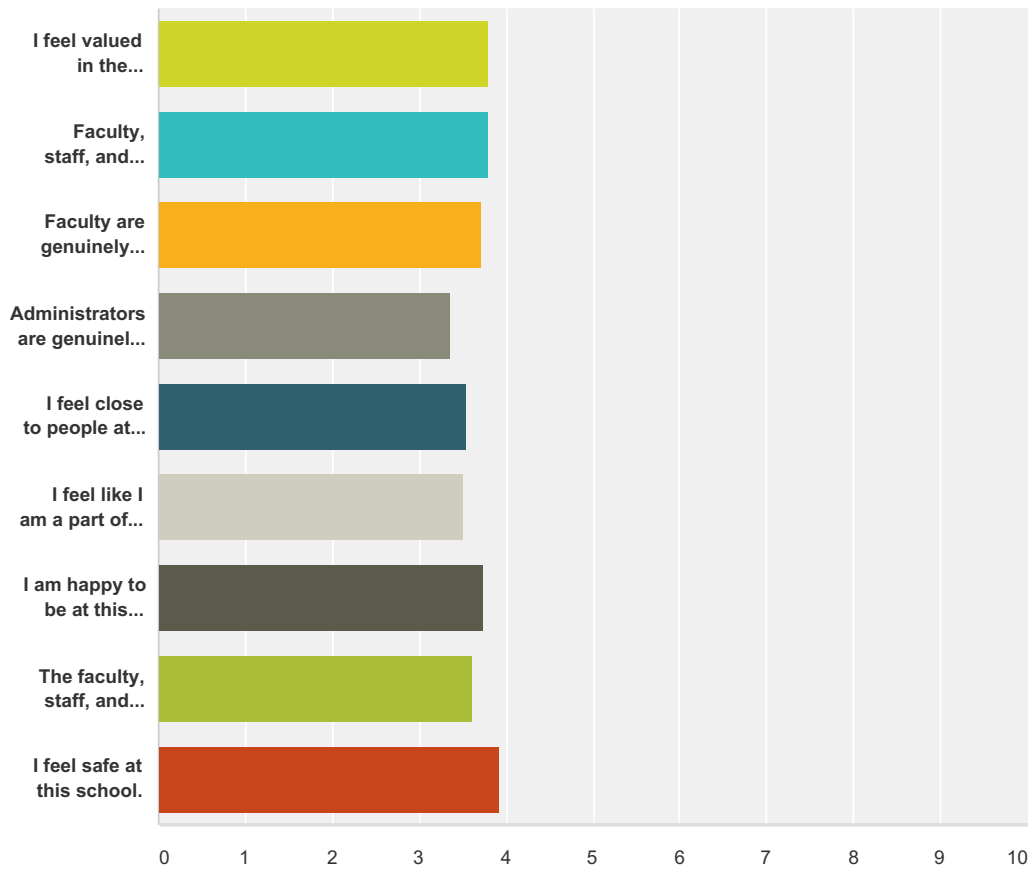
Answered: 459 Skipped: 63



	Never	Rarely	Occasionally	Sometimes	Frequently	Usually	Always	Total	Weighted Average
Performed poorly on an assignment	11.79% 54	43.67% 200	27.73% 127	15.07% 69	1.31% 6	0.44% 2	0.00% 0	458	2.52
Got behind in schoolwork	12.01% 55	34.72% 159	29.91% 137	15.72% 72	5.24% 24	1.75% 8	0.66% 3	458	2.75
Missed a class	12.47% 57	36.54% 167	28.01% 128	18.38% 84	3.94% 18	0.22% 1	0.44% 2	457	2.67
Dropped a class	66.59% 305	24.89% 114	5.24% 24	1.97% 9	1.09% 5	0.00% 0	0.22% 1	458	1.47
Took an incomplete course grade	88.65% 406	7.64% 35	2.18% 10	1.09% 5	0.22% 1	0.22% 1	0.00% 0	458	1.17
Considered dropping out	66.88% 307	15.69% 72	7.84% 36	5.23% 24	1.96% 9	0.65% 3	1.74% 8	459	1.69
Thought about transferring to a new school	44.64% 204	21.44% 98	15.32% 70	9.63% 44	3.94% 18	2.84% 13	2.19% 10	457	2.24

**Q17 Please indicate your level of agreement with the following statements:**

Answered: 437 Skipped: 85



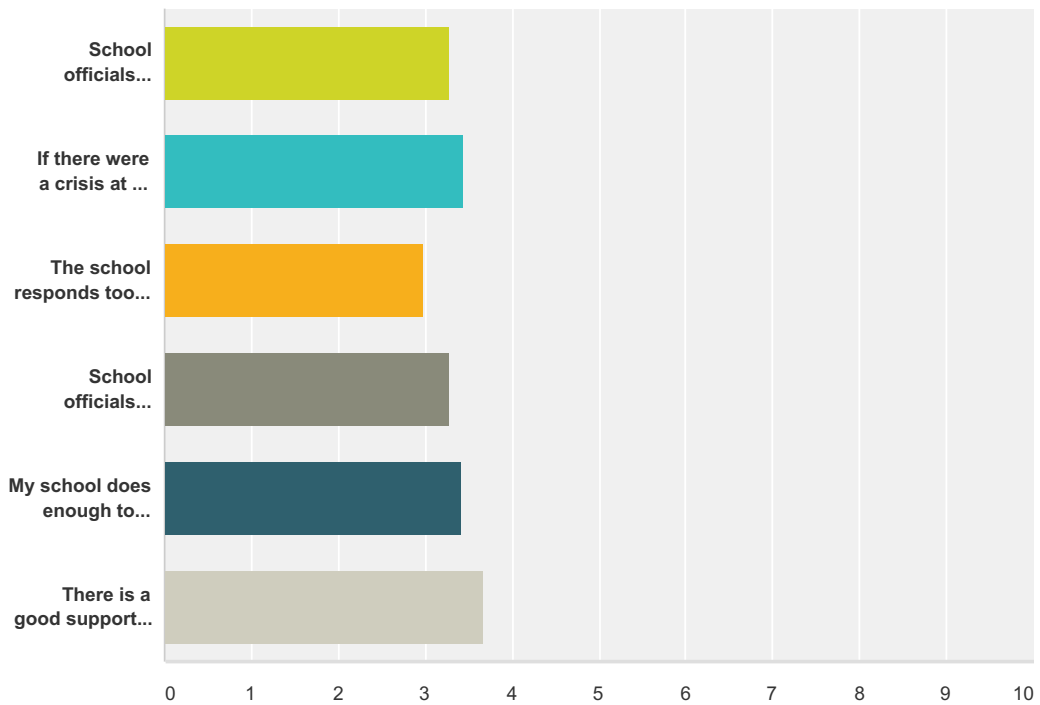
	Strongly Disagree	Disagree	Neither Agree Nor Disagree	Agree	Strongly Agree	Total	Weighted Average
I feel valued in the classroom/learning environment.	1.83% 8	5.26% 23	20.82% 91	56.29% 246	15.79% 69	437	3.79
Faculty, staff, and administrators respect what students at this school think.	2.06% 9	6.88% 30	18.12% 79	55.50% 242	17.43% 76	436	3.79
Faculty are genuinely concerned about my welfare.	2.98% 13	5.73% 25	24.54% 107	50.92% 222	15.83% 69	436	3.71
Administrators are genuinely concerned about my welfare.	5.08% 22	12.93% 56	32.33% 140	38.80% 168	10.85% 47	433	3.37
I feel close to people at this school.	5.29% 23	13.56% 59	22.30% 97	38.16% 166	20.69% 90	435	3.55
I feel like I am a part of this college/university.	5.95% 26	11.21% 49	26.54% 116	38.44% 168	17.85% 78	437	3.51
I am happy to be at this college/university.	3.68% 16	5.98% 26	25.29% 110	44.14% 192	20.92% 91	435	3.73
The faculty, staff, and administrators at this school treat students fairly.	3.44% 15	8.26% 36	24.54% 107	50.23% 219	13.53% 59	436	3.62

## Campus Climate Survey - Framingham State University

I feel safe at this school.	<b>2.75%</b> 12	<b>3.43%</b> 15	<b>16.93%</b> 74	<b>53.32%</b> 233	<b>23.57%</b> 103	437	3.92
-----------------------------	--------------------	--------------------	---------------------	----------------------	----------------------	-----	------

**Q18 Please indicate your level of agreement with the following statements:**

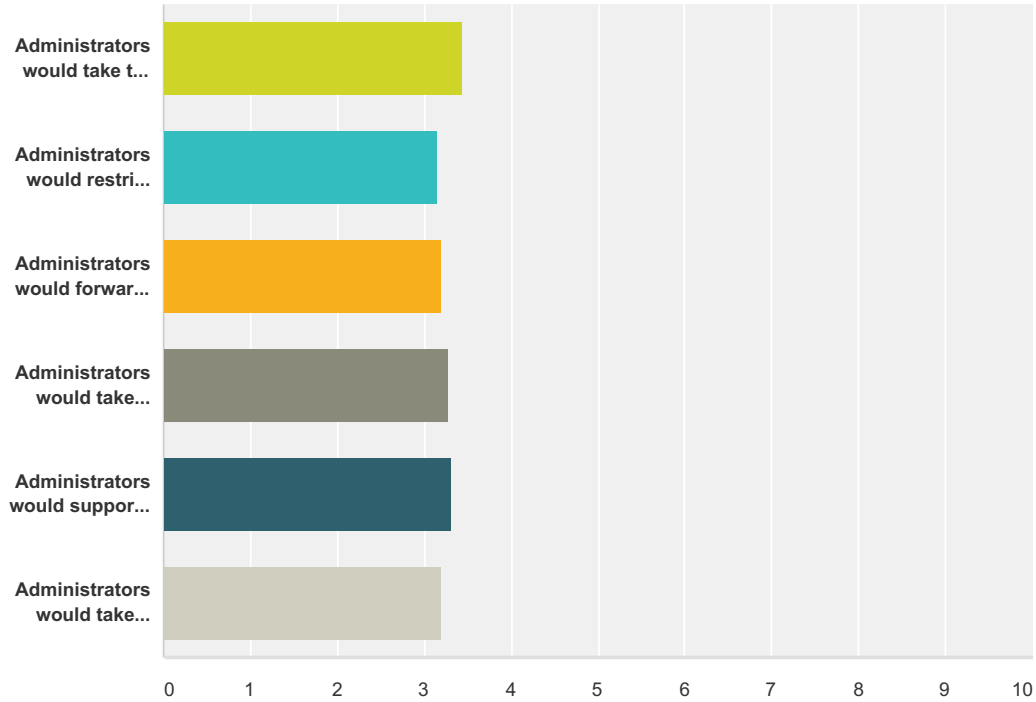
Answered: 412 Skipped: 110



	Strongly Disagree	Disagree	Neither Agree Nor Disagree	Agree	Strongly Agree	I don't have any knowledge or experience around this to offer a response.	Total	Weighted Average
School officials (administrators, public safety officers) could do more to protect students from harm.	3.18% 13	11.98% 49	36.19% 148	23.72% 97	9.05% 37	15.89% 65	409	3.28
If there were a crisis at my school, my school would handle it well.	3.41% 14	8.76% 36	27.25% 112	37.96% 156	7.79% 32	14.84% 61	411	3.45
The school responds too slowly in difficult situations.	4.39% 18	21.22% 87	33.41% 137	14.88% 61	6.59% 27	19.51% 80	410	2.98
School officials handle negative incidents in a fair and responsible manner.	4.13% 17	13.11% 54	29.85% 123	29.37% 121	8.01% 33	15.53% 64	412	3.28
My school does enough to protect the safety of students.	2.67% 11	10.44% 43	32.04% 132	34.22% 141	9.22% 38	11.41% 47	412	3.42
There is a good support system at my school for students going through difficult times.	2.92% 12	6.08% 25	25.30% 104	31.63% 130	18.73% 77	15.33% 63	411	3.68

**Q19 If someone were to report a sexual assault to administrators at your school (e.g., Title IX Coordinator, etc.), how likely is it that:**

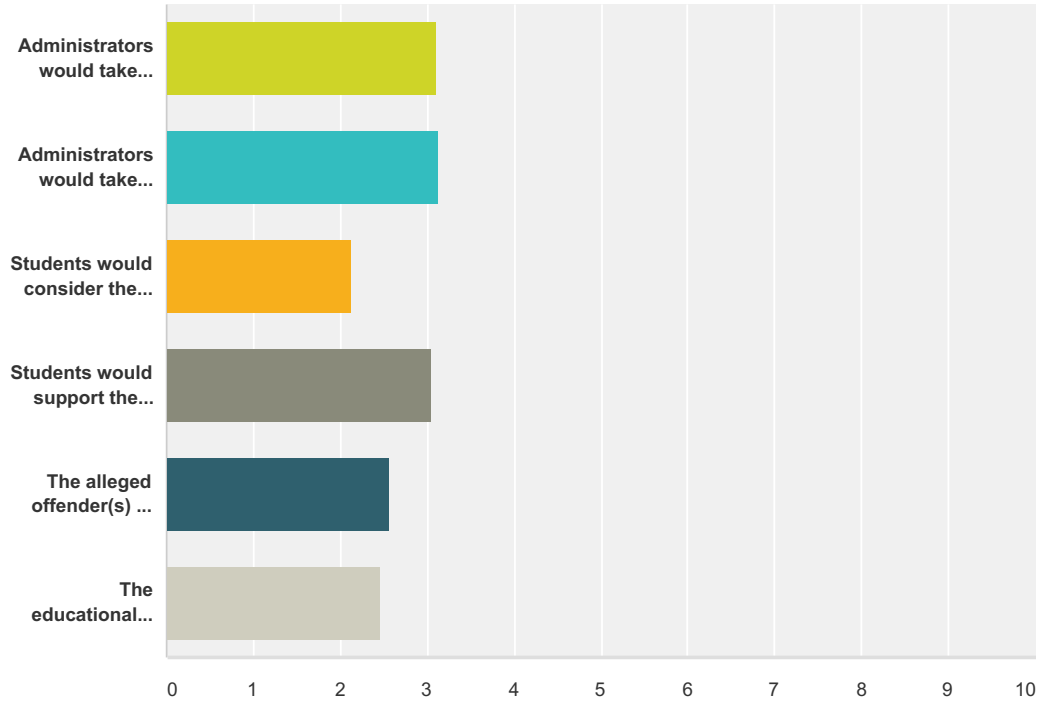
Answered: 364 Skipped: 158



	Not at all Likely	Somewhat Likely	Moderately Likely	Very Likely	I don't have any knowledge or experience around this to offer a response.	Total	Weighted Average
Administrators would take the report seriously?	2.75% 10	9.07% 33	18.68% 68	50.00% 182	19.51% 71	364	3.44
Administrators would restrict knowledge of the report to those who need to know in order for the school to respond properly?	5.54% 20	9.70% 35	24.10% 87	32.13% 116	28.53% 103	361	3.16
Administrators would forward the report to criminal investigators who work for the local police department or sheriff's office?	3.86% 14	9.92% 36	24.52% 89	31.40% 114	30.30% 110	363	3.20
Administrators would take steps to protect the safety of the person making the report?	4.12% 15	11.54% 42	19.78% 72	40.11% 146	24.45% 89	364	3.27
Administrators would support the person making the report?	4.41% 16	9.92% 36	20.11% 73	42.98% 156	22.59% 82	363	3.31
Administrators would take corrective action to address factors that may have led to the sexual assault?	4.19% 15	12.01% 43	23.46% 84	35.20% 126	25.14% 90	358	3.20

**Q20 If someone were to report a sexual assault to administrators at your school (e.g., Title IX Coordinator, etc.), how likely is it that:**

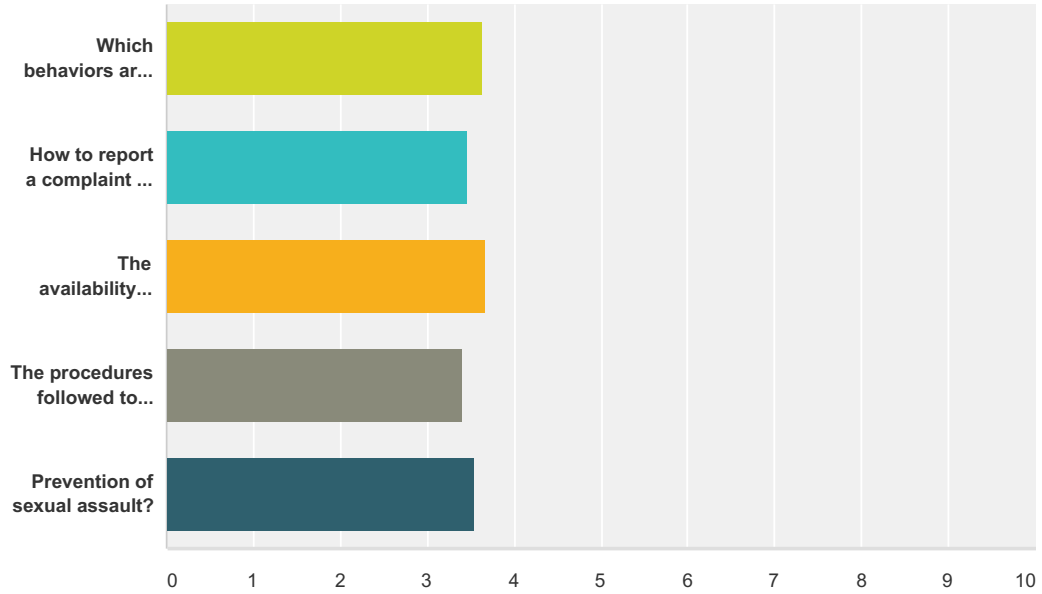
Answered: 363 Skipped: 159



	Not at all Likely	Somewhat Likely	Moderately Likely	Very Likely	I don't have any knowledge or experience around this to offer a response.	Total	Weighted Average
Administrators would take corrective action against the offender?	4.70% 17	15.19% 55	20.72% 75	33.70% 122	25.69% 93	362	3.12
Administrators would take steps to protect the person making the report from retaliation?	4.19% 15	12.85% 46	24.58% 88	31.84% 114	26.54% 95	358	3.14
Students would consider the person making the report to be a troublemaker?	25.48% 92	22.44% 81	14.40% 52	10.25% 37	27.42% 99	361	2.13
Students would support the person making the report?	4.72% 17	13.89% 50	32.22% 116	27.50% 99	21.67% 78	360	3.05
The alleged offender(s) or their associates would retaliate against the person making the report?	9.42% 34	22.16% 80	21.88% 79	12.19% 44	34.35% 124	361	2.56
The educational achievement/career of the person making the report would suffer?	14.96% 54	19.67% 71	19.94% 72	13.30% 48	32.13% 116	361	2.47

**Q21 While you have been a student at this school, how useful did you find trainings you've received in the following areas related to sexual assault:**

Answered: 334 Skipped: 188



	Not Useful	Slightly Useful	Somewhat Useful	Moderately Useful	Very Useful	I have not received training in this area	Total	Weighted Average
Which behaviors are defined as "sexual assault?"	4.50% 15	7.21% 24	15.32% 51	16.22% 54	20.42% 68	36.34% 121	333	3.64
How to report a complaint of sexual assault?	5.71% 19	9.61% 32	12.61% 42	19.82% 66	15.62% 52	36.64% 122	333	3.47
The availability of confidential on-campus resources to help victims of sexual assault?	4.20% 14	8.41% 28	15.32% 51	18.32% 61	22.82% 76	30.93% 103	333	3.68
The procedures followed to investigate a complaint of sexual assault?	5.74% 19	8.46% 28	15.41% 51	12.39% 41	15.11% 50	42.90% 142	331	3.40
Prevention of sexual assault?	6.34% 21	8.76% 29	14.80% 49	19.03% 63	19.94% 66	31.12% 103	331	3.54

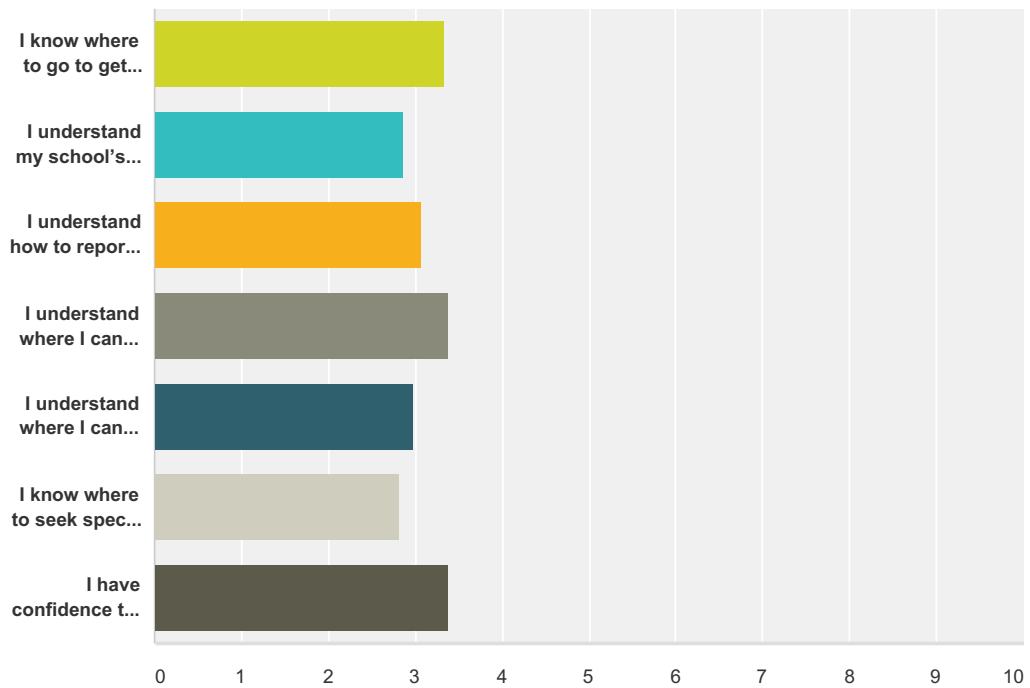
**Q22 What questions do you still have related to these topics?**

Answered: 63 Skipped: 459



**Q23 Please indicate your level of agreement with the following statements:**

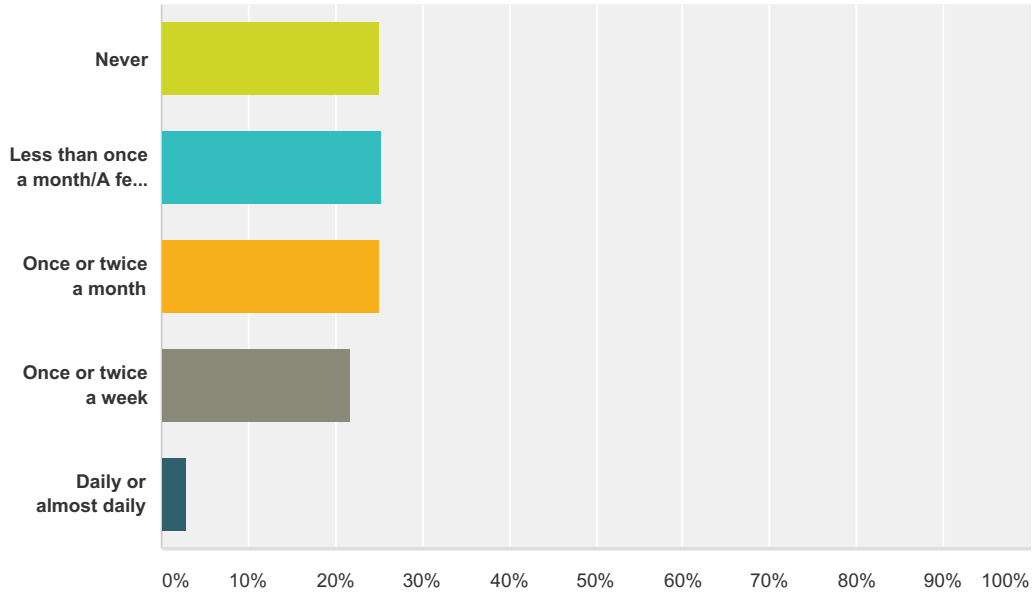
Answered: 309 Skipped: 213



	Strongly Disagree	Disagree	Neither Agree Nor Disagree	Agree	Strongly Agree	Total	Weighted Average
I know where to go to get help regarding sexual assault at my school.	7.47% 23	20.13% 62	17.53% 54	41.88% 129	12.99% 40	308	3.33
I understand my school's formal procedures to address complaints of sexual assault.	14.01% 43	29.32% 90	19.87% 61	29.32% 90	7.49% 23	307	2.87
I understand how to report a sexual assault at my school.	9.71% 30	27.83% 86	18.77% 58	34.30% 106	9.39% 29	309	3.06
I understand where I can find confidential support at my school.	7.47% 23	17.86% 55	15.58% 48	46.43% 143	12.66% 39	308	3.39
I understand where I can find 24/7 support related to sexual assault.	12.42% 38	29.08% 89	15.36% 47	33.01% 101	10.13% 31	306	2.99
I know where to seek special accommodations at my school if I was assaulted.	15.91% 49	29.87% 92	17.86% 55	29.55% 91	6.82% 21	308	2.81
I have confidence that my school's administrators will follow the procedures necessary to address complaints of sexual assault fairly.	7.79% 24	11.04% 34	26.62% 82	43.51% 134	11.04% 34	308	3.39

**Q24 Since the start of this academic year, about how often have you consumed alcohol?**

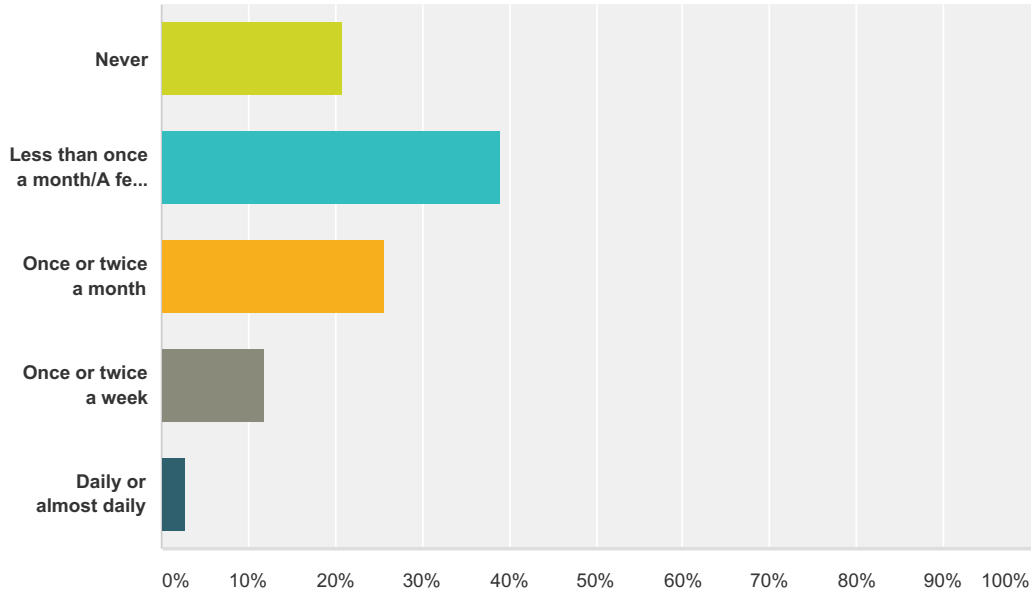
Answered: 308 Skipped: 214



Answer Choices	Responses
Never	25.00% 77
Less than once a month/A few times	25.32% 78
Once or twice a month	25.00% 77
Once or twice a week	21.75% 67
Daily or almost daily	2.92% 9
<b>Total</b>	<b>308</b>

**Q25 Since the start of this academic year, about how often have you consumed enough alcohol to get drunk?**

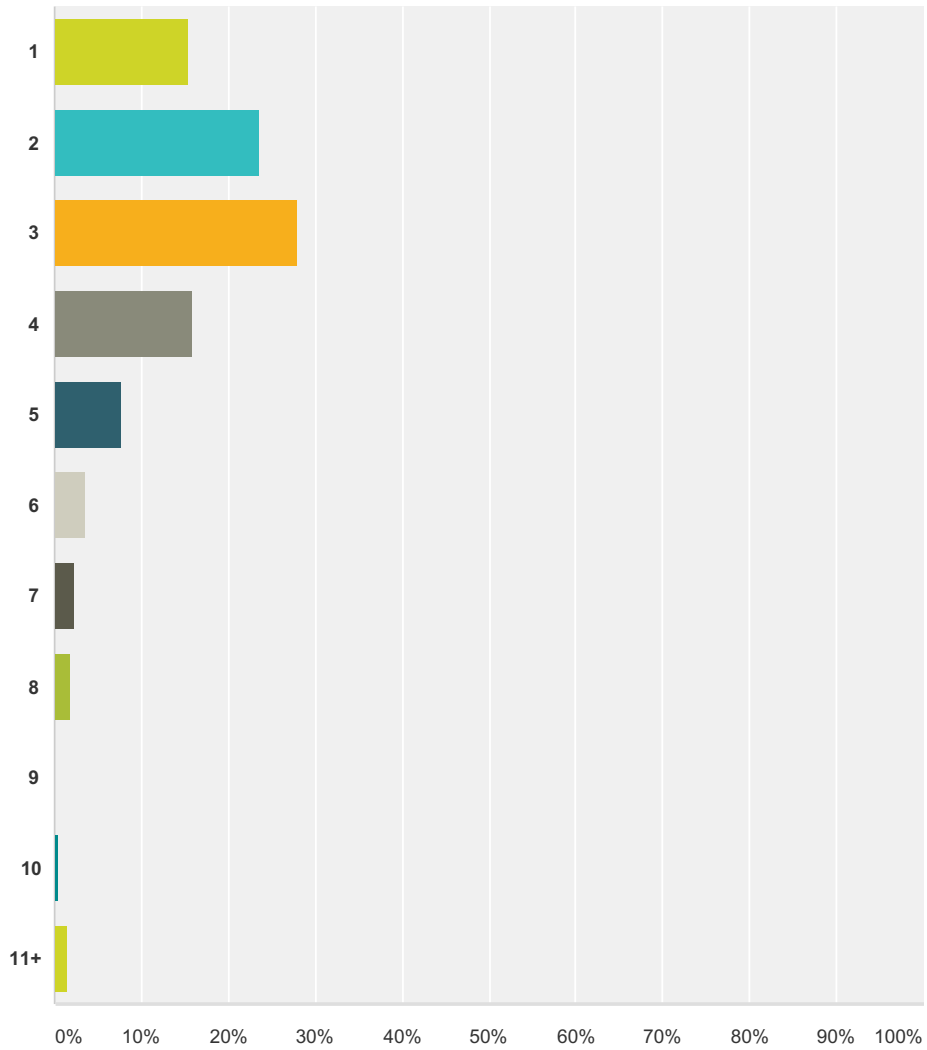
Answered: 226 Skipped: 296



Answer Choices	Responses	
Never	20.80%	47
Less than once a month/A few times	38.94%	88
Once or twice a month	25.66%	58
Once or twice a week	11.95%	27
Daily or almost daily	2.65%	6
<b>Total</b>		<b>226</b>

**Q26 On a typical drinking occasion, about how many alcohol drinks do you usually have? (One drink = 1.5 oz liquor = 5 oz wine = 12 oz beer)**

Answered: 221 Skipped: 301



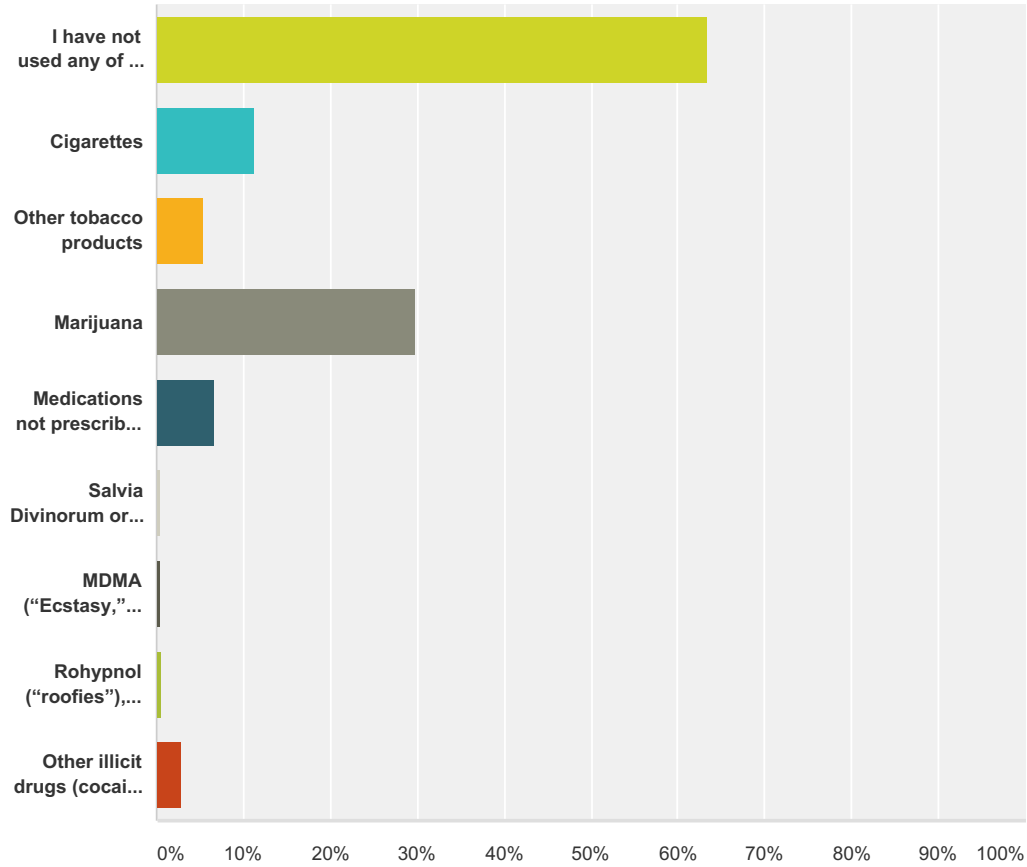
Answer Choices	Responses	Count
1	15.38%	34
2	23.53%	52
3	28.05%	62
4	15.84%	35
5	7.69%	17
6	3.62%	8
7	2.26%	5

## Campus Climate Survey - Framingham State University

8	1.81%	4
9	0.00%	0
10	0.45%	1
11+	1.36%	3
<b>Total</b>		<b>221</b>

**Q27 Since the start of this academic year, have you used, either voluntarily or involuntarily, any of the following? Please check all that apply.**

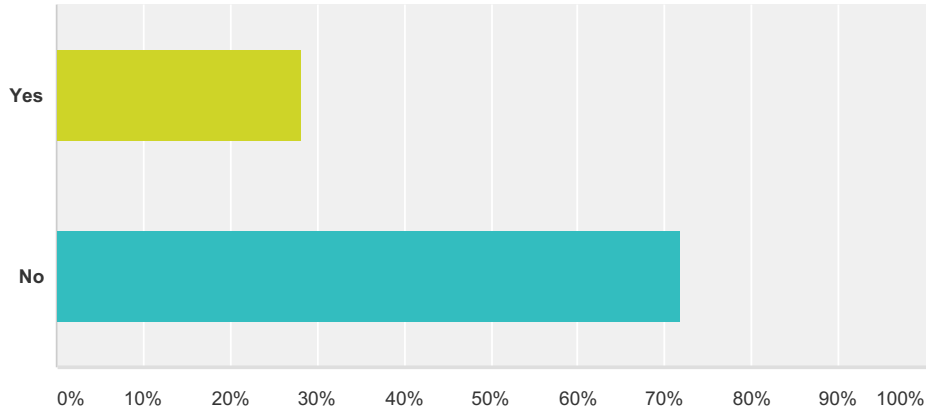
Answered: 299 Skipped: 223



Answer Choices	Responses
I have not used any of the following since the start of this academic year	63.55% 190
Cigarettes	11.37% 34
Other tobacco products	5.35% 16
Marijuana	29.77% 89
Medications not prescribed to me (ADHD drugs, painkillers, tranquilizers, sleeping pills, etc.)	6.69% 20
Salvia Divinorum or Salvinorin A ("Maria Pastora," "Sage of the Seers," "Diviner's Sage," "Sally-D," or "magic mint")	0.33% 1
MDMA ("Ecstasy," "XTC," "Adam")	0.33% 1
Rohypnol ("roofies"), GHB, or ketamine	0.67% 2
Other illicit drugs (cocaine, methamphetamine, amphetamines, heroin, LSD, other psychedelics or hallucinogenics, etc.)	3.01% 9
<b>Total Respondents: 299</b>	

### Q28 Have you experienced sexual contact without your consent before you became a student at this school?

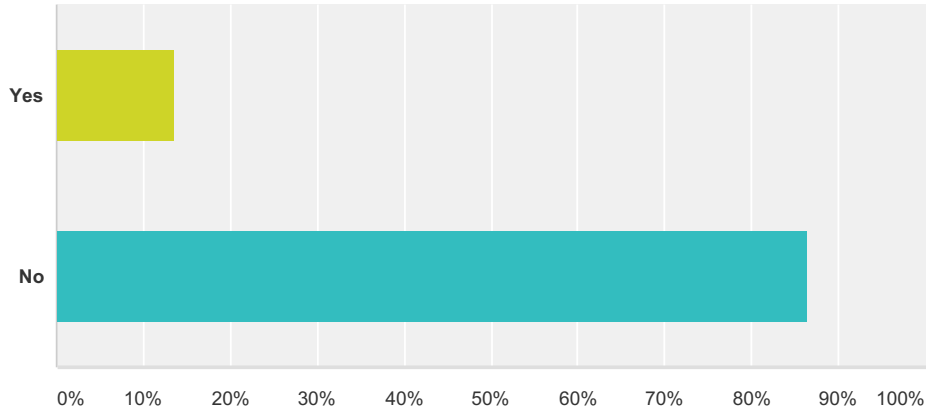
Answered: 301 Skipped: 221



Answer Choices	Responses	
Yes	28.24%	85
No	71.76%	216
<b>Total</b>		<b>301</b>

**Q29 Have you experienced sexual contact without your consent since you became a student at this school?**

Answered: 301 Skipped: 221

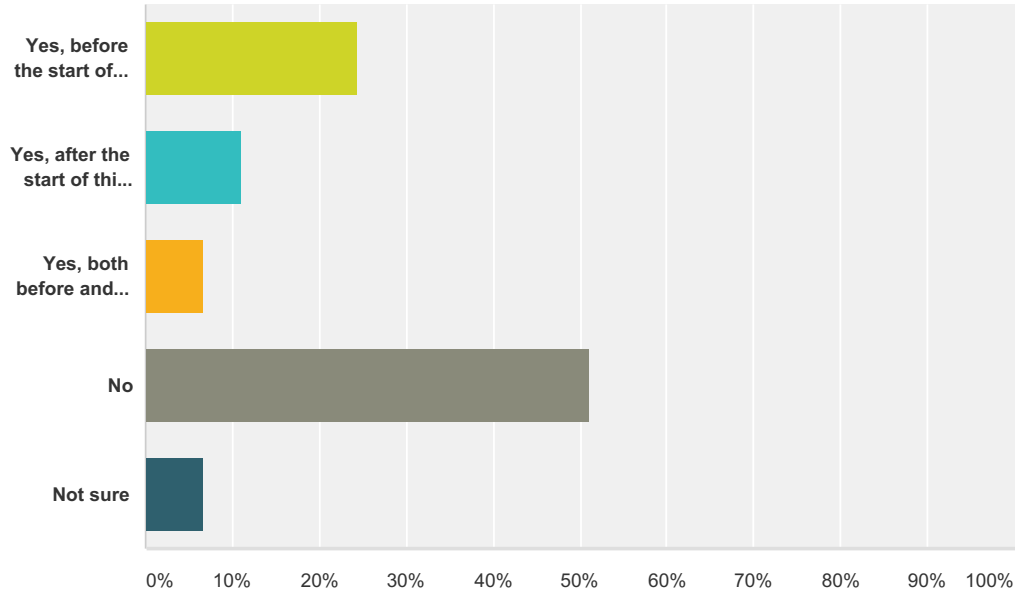


Answer Choices	Responses	
Yes	13.62%	41
No	86.38%	260
<b>Total</b>		<b>301</b>



**Q30 Since you became a student at this school, has anyone had sexual contact with you by using physical force or threatening to physically harm you?**

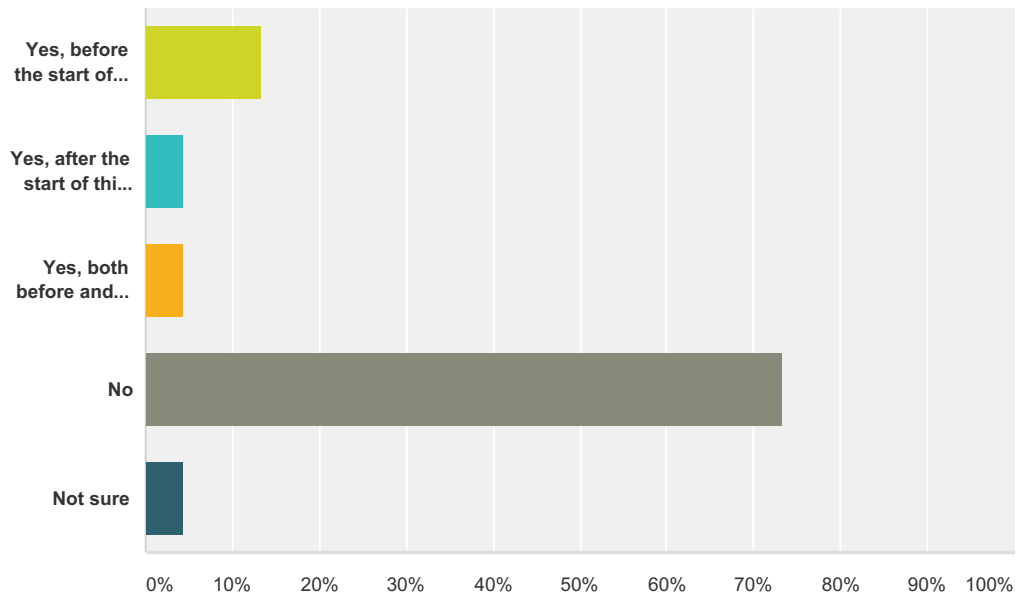
Answered: 45 Skipped: 477



Answer Choices	Responses
Yes, before the start of this academic year	24.44% 11
Yes, after the start of this academic year	11.11% 5
Yes, both before and after the start of this academic year	6.67% 3
No	51.11% 23
Not sure	6.67% 3
<b>Total</b>	<b>45</b>

**Q31 Since you became a student at this school, has anyone attempted but not succeeded in having sexual contact with you by using or threatening to use physical force against you or threatening to physically harm you?**

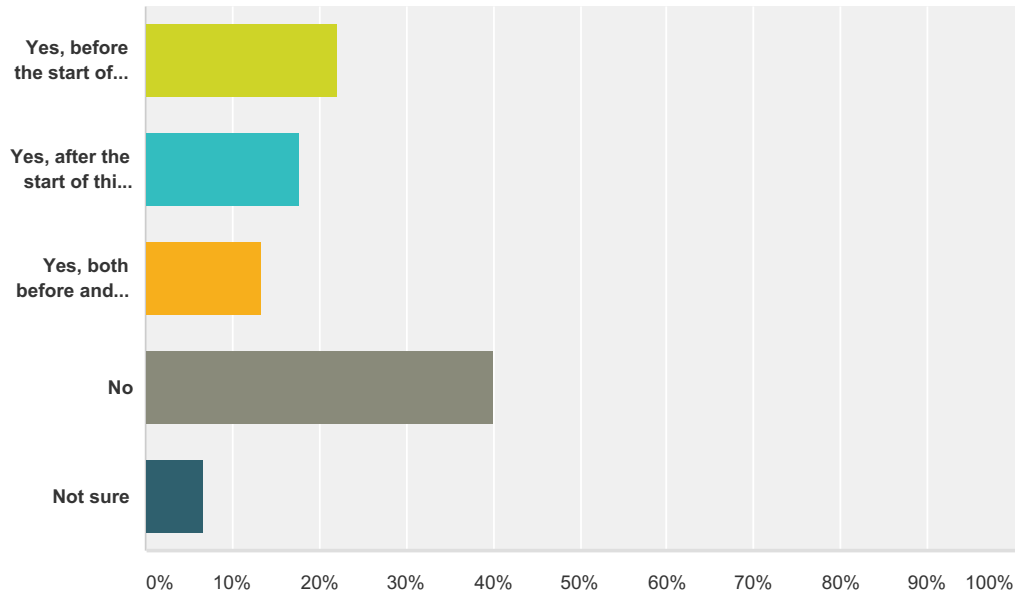
Answered: 45 Skipped: 477



Answer Choices	Responses
Yes, before the start of this academic year	13.33% 6
Yes, after the start of this academic year	4.44% 2
Yes, both before and after the start of this academic year	4.44% 2
No	73.33% 33
Not sure	4.44% 2
<b>Total</b>	<b>45</b>

**Q32 Since you became a student at this school, has anyone had sexual contact with you by using verbal or non-physical coercion?**

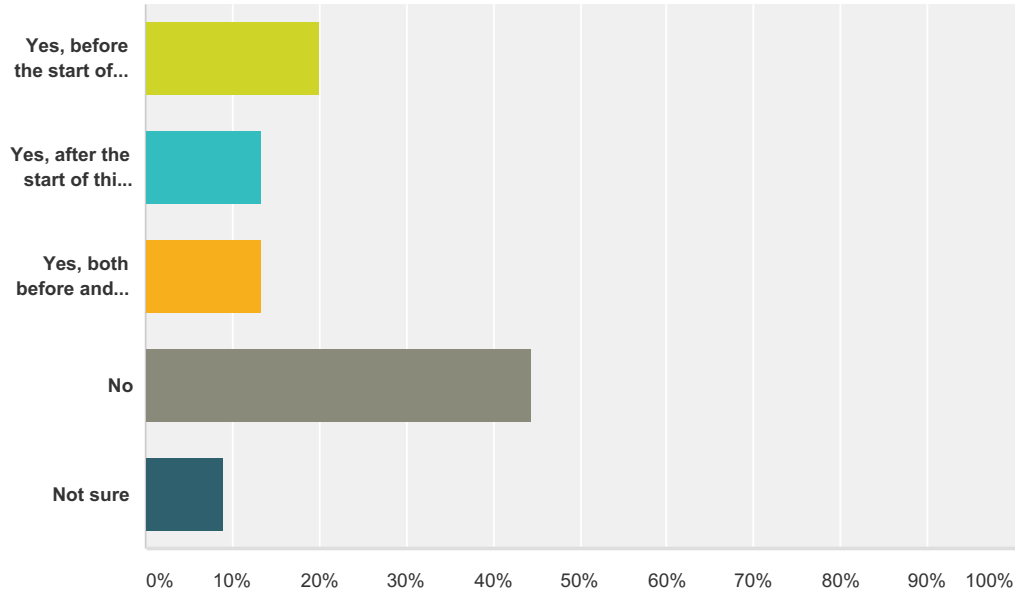
Answered: 45 Skipped: 477



Answer Choices	Responses
Yes, before the start of this academic year	22.22% 10
Yes, after the start of this academic year	17.78% 8
Yes, both before and after the start of this academic year	13.33% 6
No	40.00% 18
Not sure	6.67% 3
<b>Total</b>	<b>45</b>

**Q33 Since you became a student at this school, has anyone attempted but not succeeded in having sexual contact with you by using verbal or non-physical coercion?**

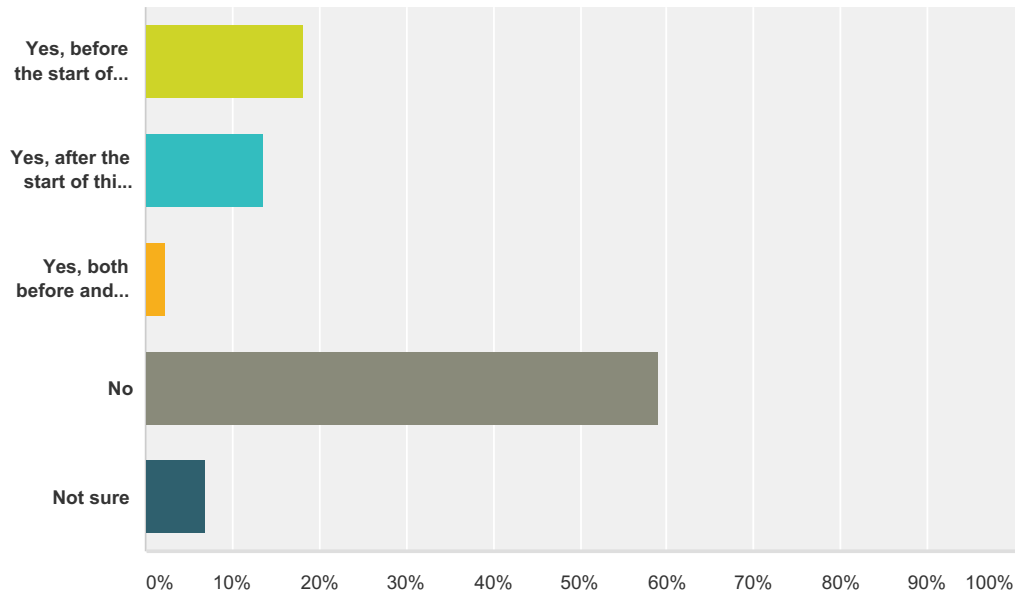
Answered: 45 Skipped: 477



Answer Choices	Responses
Yes, before the start of this academic year	20.00% 9
Yes, after the start of this academic year	13.33% 6
Yes, both before and after the start of this academic year	13.33% 6
No	44.44% 20
Not sure	8.89% 4
<b>Total</b>	<b>45</b>

**Q34 Since you became a student at this school, have you suspected that someone had sexual contact with you when you were unable to provide consent or stop what was happening because you were passed out, drugged, drunk, incapacitated, or asleep? This question asks about events that you think (but are not certain) happened.**

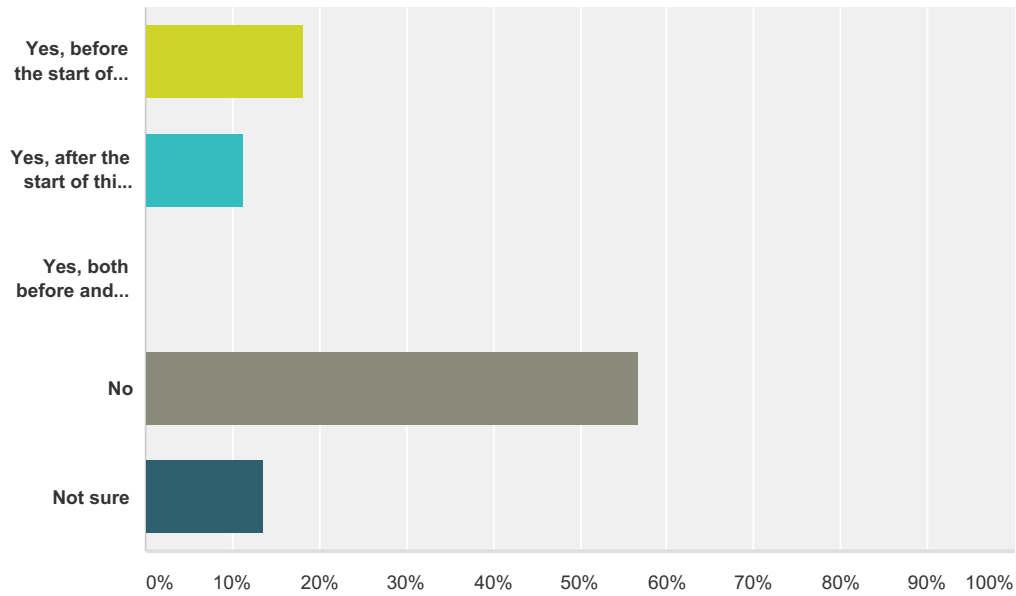
Answered: 44 Skipped: 478



Answer Choices	Responses
Yes, before the start of this academic year	18.18% 8
Yes, after the start of this academic year	13.64% 6
Yes, both before and after the start of this academic year	2.27% 1
No	59.09% 26
Not sure	6.82% 3
<b>Total</b>	<b>44</b>

**Q35 Since you became a student at this school, has someone had sexual contact with you when you were unable to provide consent or stop what was happening because you were passed out, drugged, drunk, incapacitated, or asleep? This question asks about incidents that you are certain happened.**

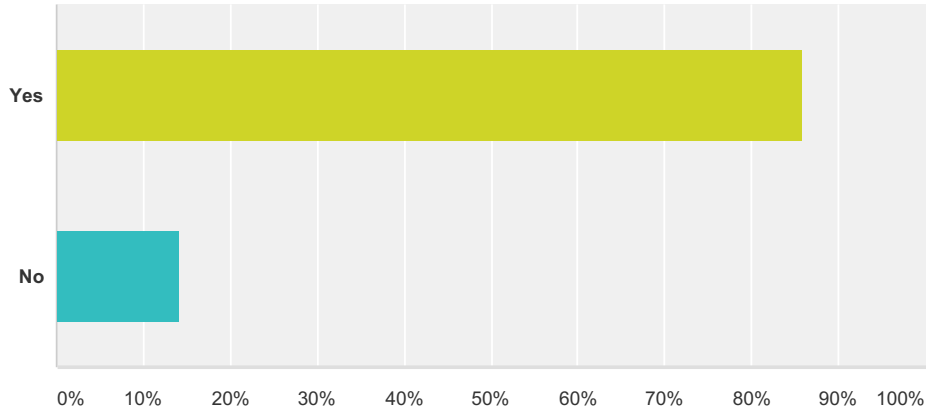
Answered: 44 Skipped: 478



Answer Choices	Responses	
Yes, before the start of this academic year	18.18%	8
Yes, after the start of this academic year	11.36%	5
Yes, both before and after the start of this academic year	0.00%	0
No	56.82%	25
Not sure	13.64%	6
<b>Total</b>		<b>44</b>

**Q36 Just prior to the incident, had you been drinking alcohol? Keep in mind that you are in no way responsible for the incident that occurred, even if you had been drinking.**

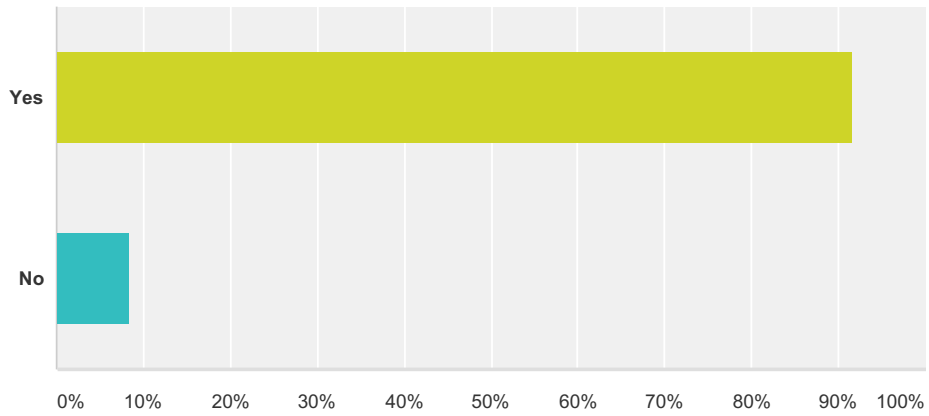
Answered: 14 Skipped: 508



Answer Choices	Responses
Yes	85.71% 12
No	14.29% 2
<b>Total</b>	<b>14</b>

### Q37 Just prior to the incident, were you drunk?

Answered: 12 Skipped: 510

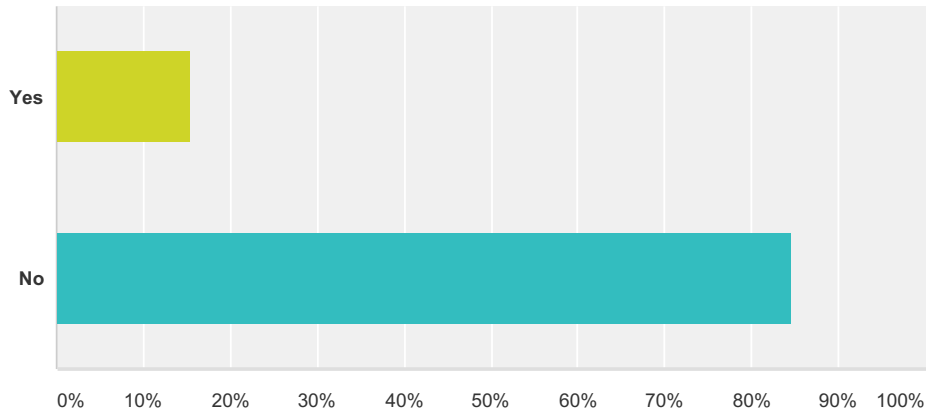


Answer Choices	Responses
Yes	91.67% 11
No	8.33% 1
<b>Total</b>	<b>12</b>



**Q38 Just prior to the incident, had you voluntarily been taking or using any drugs other than alcohol? Keep in mind that you are in no way responsible for the incident that occurred, even if you had been taking or using drugs.**

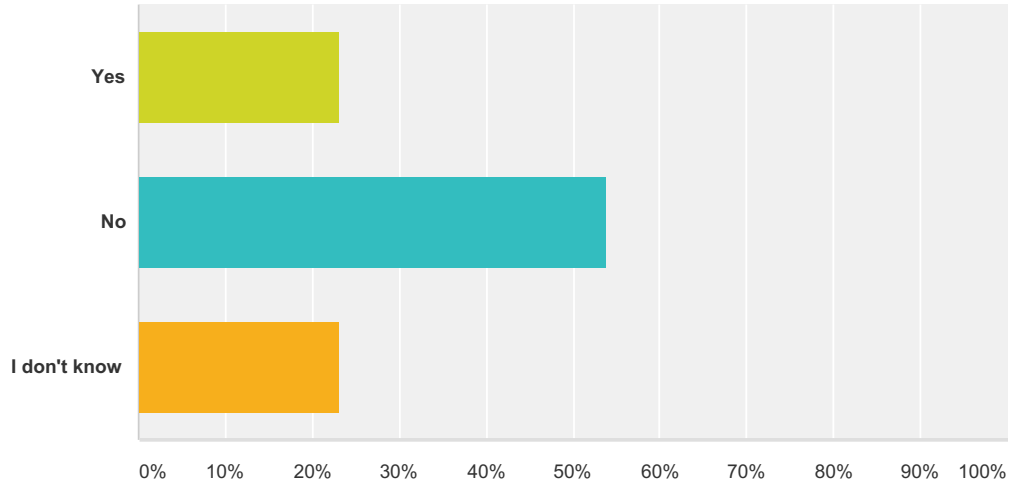
Answered: 13 Skipped: 509



Answer Choices	Responses	
Yes	15.38%	2
No	84.62%	11
<b>Total</b>		<b>13</b>

**Q39 Just prior to the incident, had you been given a drug without your knowledge or consent?**

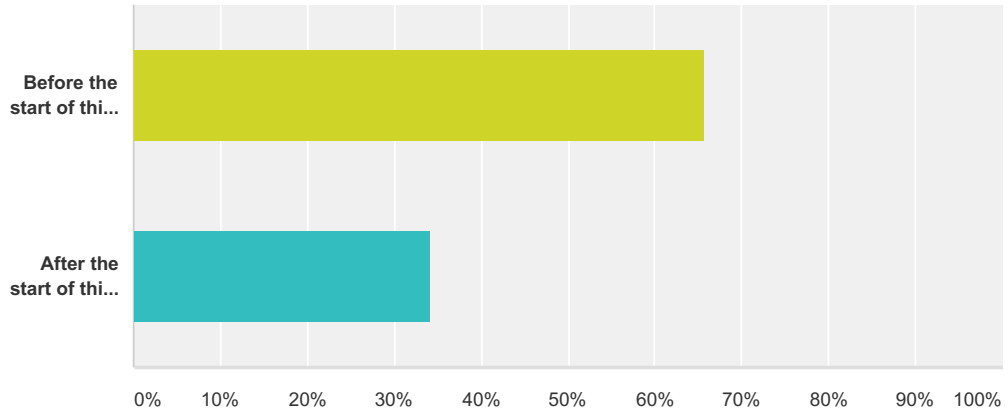
Answered: 13 Skipped: 509



Answer Choices	Responses	Count
Yes	23.08%	3
No	53.85%	7
I don't know	23.08%	3
<b>Total</b>		<b>13</b>

### Q40 When did the incident occur?

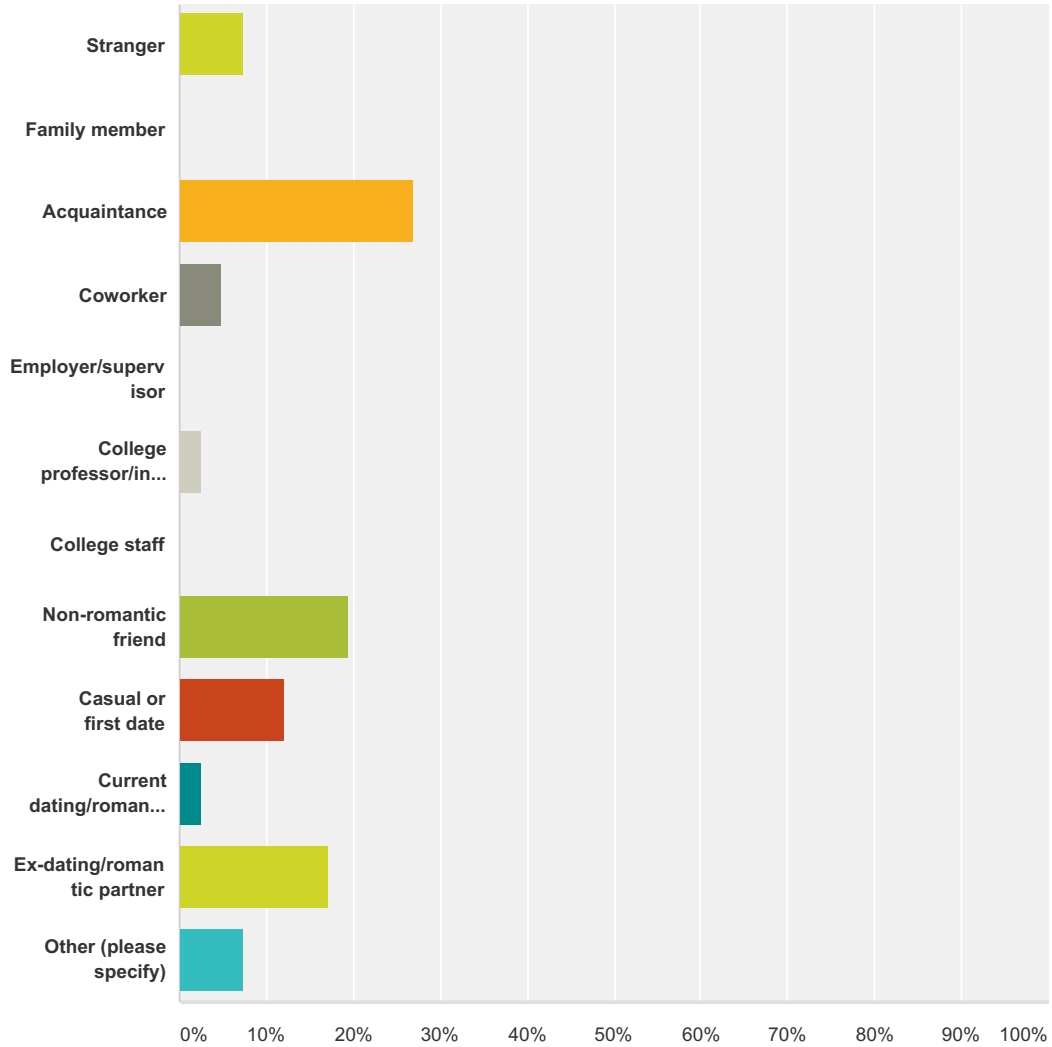
Answered: 38 Skipped: 484



Answer Choices	Responses
Before the start of this academic year	65.79% 25
After the start of this academic year	34.21% 13
<b>Total</b>	<b>38</b>

**Q41 Who had this unwanted sexual contact with you? Please select the best option from the list below.**

Answered: 41 Skipped: 481



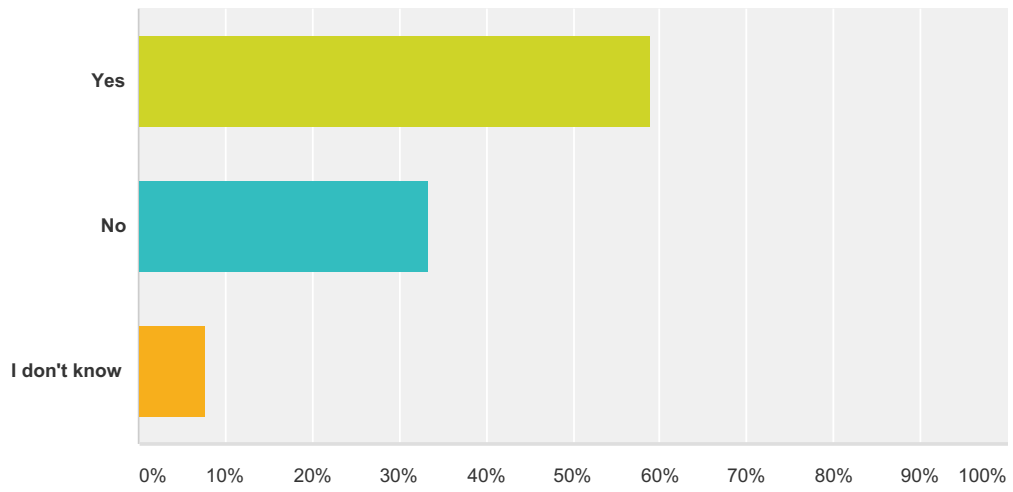
Answer Choices	Responses
Stranger	7.32% 3
Family member	0.00% 0
Acquaintance	26.83% 11
Coworker	4.88% 2
Employer/supervisor	0.00% 0
College professor/instructor	2.44% 1
College staff	0.00% 0
Non-romantic friend	19.51% 8

## Campus Climate Survey - Framingham State University

Casual or first date	12.20%	5
Current dating/romantic partner	2.44%	1
Ex-dating/romantic partner	17.07%	7
Other (please specify)	7.32%	3
<b>Total</b>		<b>41</b>

### Q42 Was this person a student at your school?

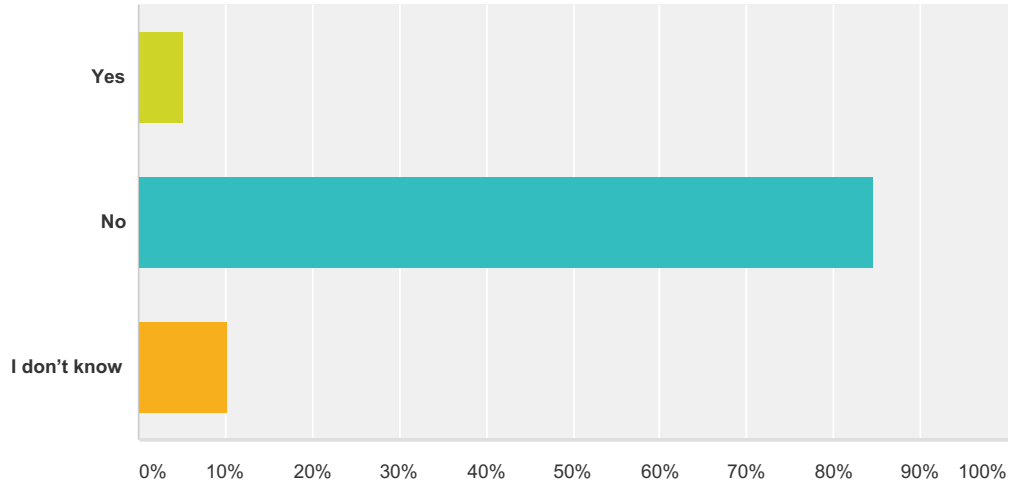
Answered: 39 Skipped: 483



Answer Choices	Responses
Yes	58.97% 23
No	33.33% 13
I don't know	7.69% 3
<b>Total</b>	<b>39</b>

### Q43 Was this person affiliated with your school, as an employee, staff, or faculty member?

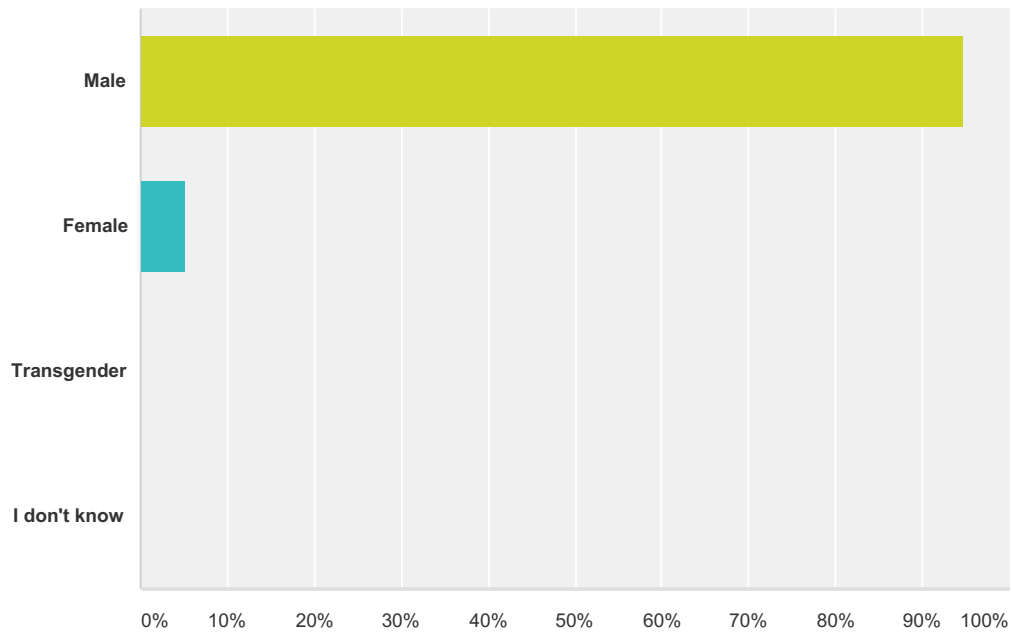
Answered: 39 Skipped: 483



Answer Choices	Responses
Yes	5.13% 2
No	84.62% 33
I don't know	10.26% 4
<b>Total</b>	<b>39</b>

### Q44 What was the sex of the person who had unwanted sexual contact with you?

Answered: 39 Skipped: 483

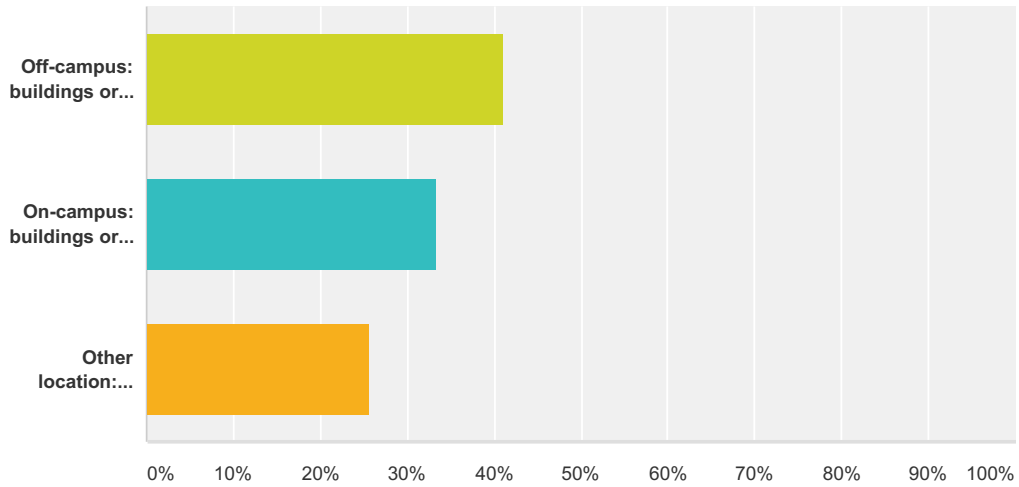


Answer Choices	Responses
Male	94.87% 37
Female	5.13% 2
Transgender	0.00% 0
I don't know	0.00% 0
<b>Total</b>	<b>39</b>



**Q45 Where did the incident occur? Please select the most appropriate location. You may use the open-ended text field to specify the location, if desired.**

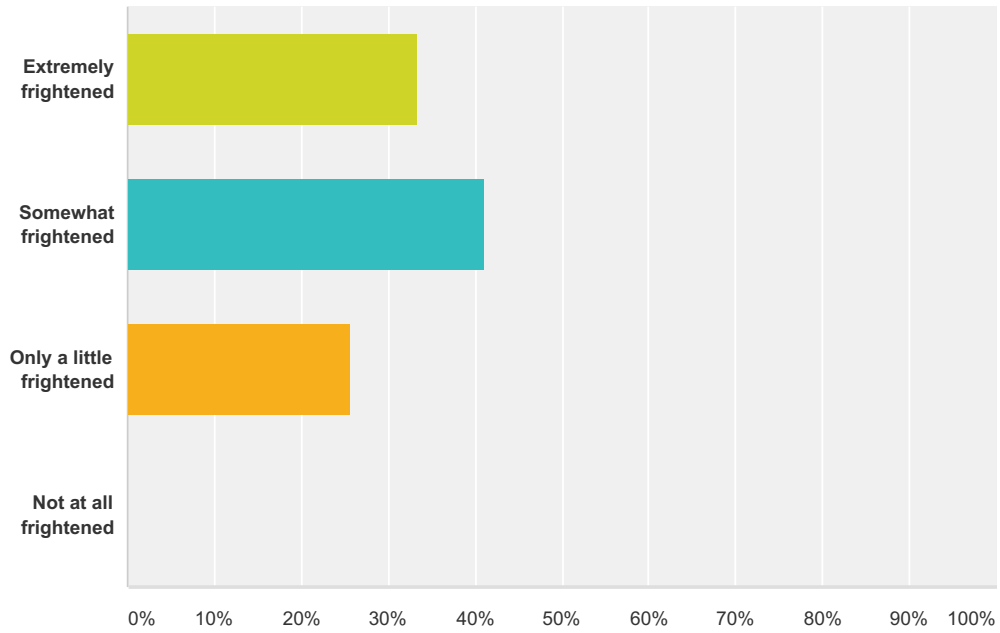
Answered: 39 Skipped: 483



Answer Choices	Responses
Off-campus: buildings or spaces near your school but not affiliated with the school (ex: private apartment, bar/club)	41.03% 16
On-campus: buildings or spaces owned by or affiliated with your school (ex: residence hall, campus facility)	33.33% 13
Other location: buildings or spaces outside the vicinity of your school (ex: family home, vacation or study abroad site)	25.64% 10
<b>Total</b>	<b>39</b>

### Q46 How frightened were you by the incident?

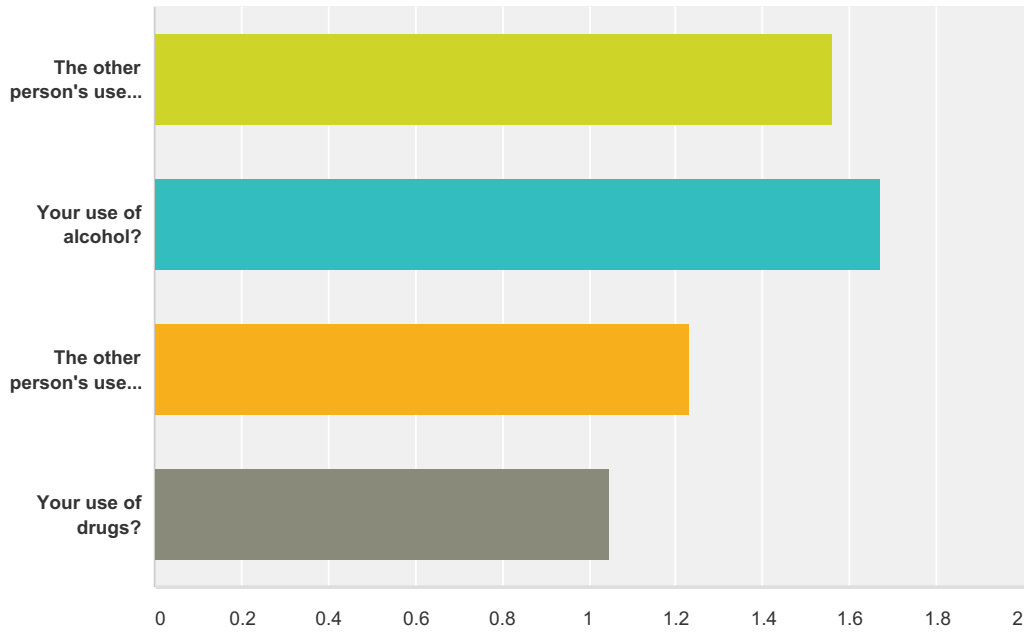
Answered: 39 Skipped: 483



Answer Choices	Responses
Extremely frightened	33.33% 13
Somewhat frightened	41.03% 16
Only a little frightened	25.64% 10
Not at all frightened	0.00% 0
<b>Total</b>	<b>39</b>

### Q47 Did the incident involve:

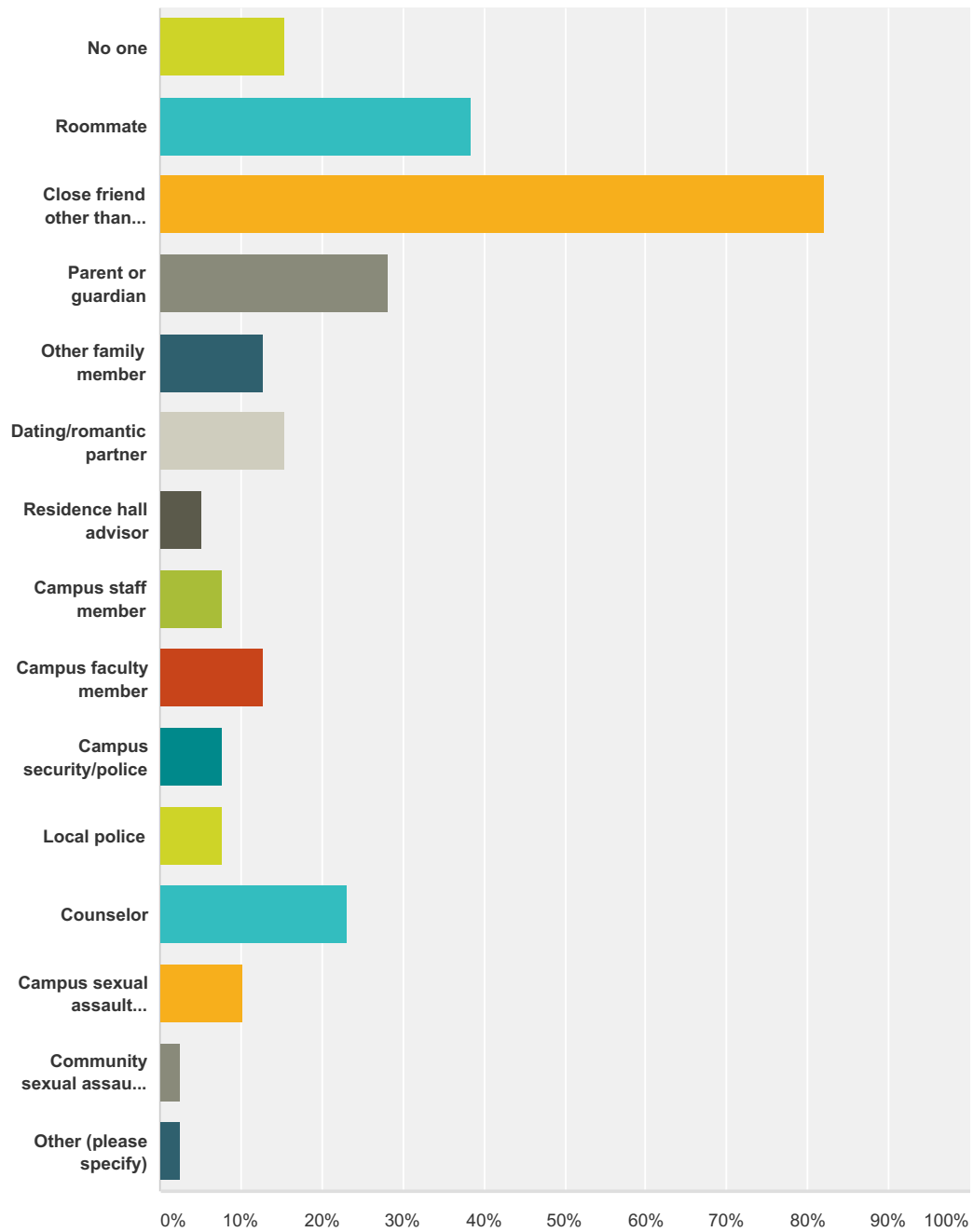
Answered: 39 Skipped: 483



	No	Yes	Total	Weighted Average
The other person's use of alcohol?	43.59% 17	56.41% 22	39	1.56
Your use of alcohol?	33.33% 13	66.67% 26	39	1.67
The other person's use of drugs?	76.92% 30	23.08% 9	39	1.23
Your use of drugs?	94.87% 37	5.13% 2	39	1.05

**Q48 Who did you tell about the incident?  
Please check all that apply.**

Answered: 39 Skipped: 483



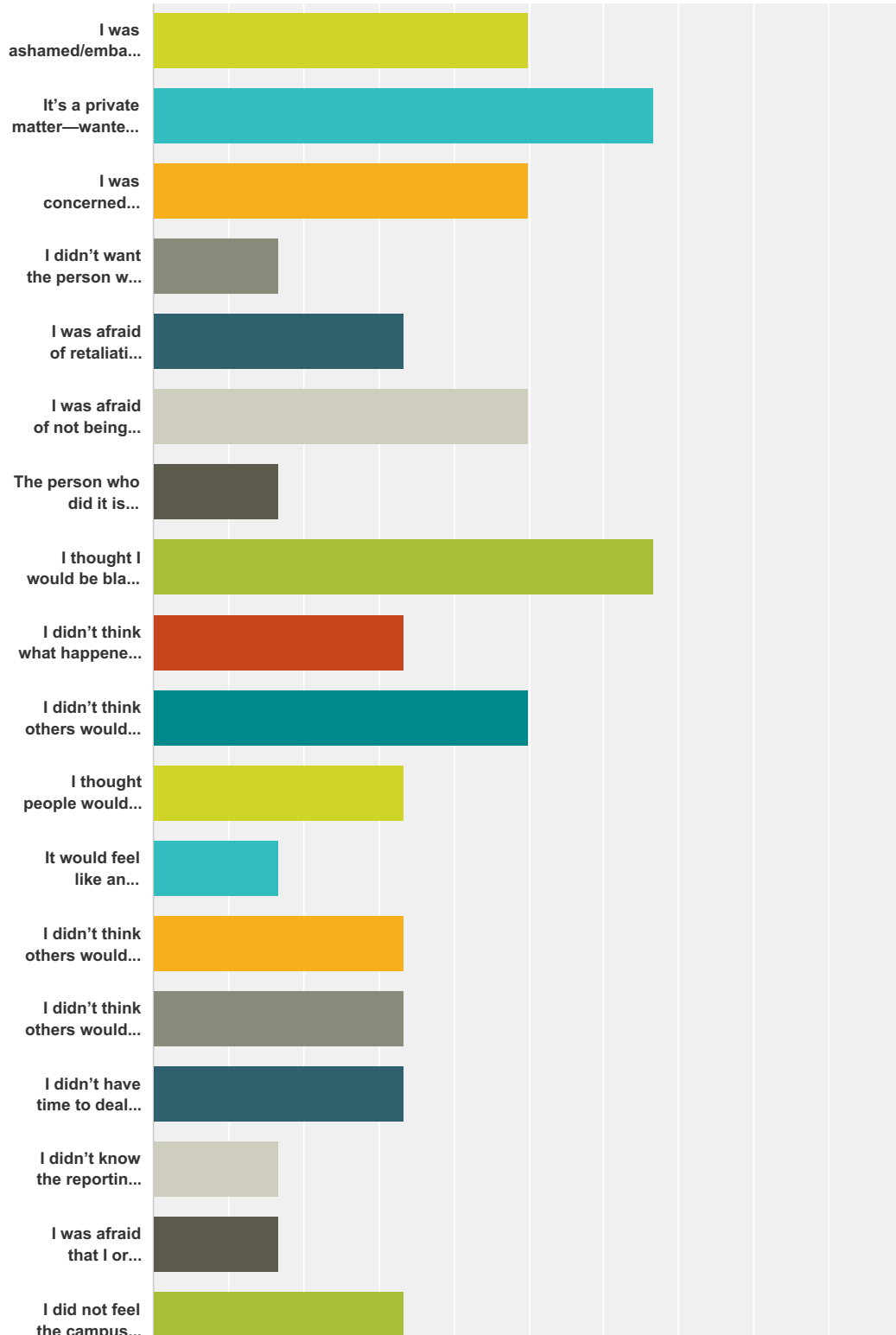
Answer Choices	Responses
No one	15.38% 6
Roommate	38.46% 15
Close friend other than roommate	82.05% 32
Parent or guardian	28.21% 11

## Campus Climate Survey - Framingham State University

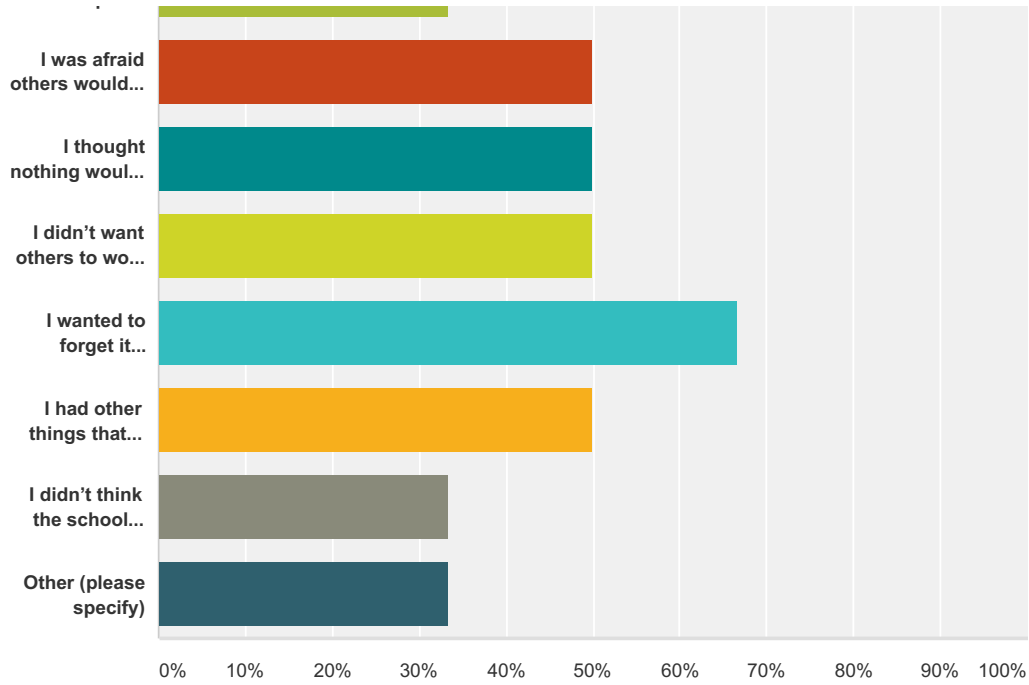
Other family member	12.82%	5
Dating/romantic partner	15.38%	6
Residence hall advisor	5.13%	2
Campus staff member	7.69%	3
Campus faculty member	12.82%	5
Campus security/police	7.69%	3
Local police	7.69%	3
Counselor	23.08%	9
Campus sexual assault advocate	10.26%	4
Community sexual assault advocate	2.56%	1
Other (please specify)	2.56%	1
<b>Total Respondents: 39</b>		

**Q49 There are a lot of good reasons why someone may not tell anyone about an incident of non-consensual or unwanted sexual contact. What were your reasons? Please check all that apply.**

Answered: 6 Skipped: 516



## Campus Climate Survey - Framingham State University



Answer Choices	Responses
I was ashamed/embarrassed	50.00% 3
It's a private matter—wanted to deal with it on my own	66.67% 4
I was concerned others would find out	50.00% 3
I didn't want the person who did it to get in trouble	16.67% 1
I was afraid of retaliation from the person who did it	33.33% 2
I was afraid of not being believed	50.00% 3
The person who did it is well-recognized at my school	16.67% 1
I thought I would be blamed for what happened	66.67% 4
I didn't think what happened was serious enough to talk about	33.33% 2
I didn't think others would think it was serious	50.00% 3
I thought people would try to tell me what to do	33.33% 2
It would feel like an admission of failure	16.67% 1
I didn't think others would think it was important	33.33% 2
I didn't think others would understand	33.33% 2
I didn't have time to deal with it due to academics, work, etc.	33.33% 2
I didn't know the reporting procedure at my school	16.67% 1
I was afraid that I or another would be punished for other infractions or violations (e.g., underage drinking)	16.67% 1
I did not feel the campus leadership would solve my problems	33.33% 2
I was afraid others would harass me or react negatively toward me	50.00% 3

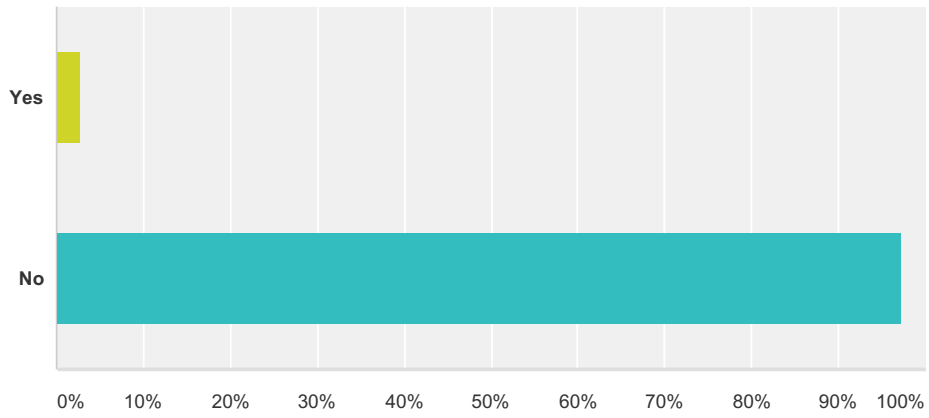
## Campus Climate Survey - Framingham State University

I thought nothing would be done	50.00%	3
I didn't want others to worry about me	50.00%	3
I wanted to forget it happened	66.67%	4
I had other things that needed my attention (e.g., classes, work)	50.00%	3
I didn't think the school would do anything about my report	33.33%	2
Other (please specify)	33.33%	2
<b>Total Respondents: 6</b>		



### Q50 Did the incident result in a sexually transmitted infection?

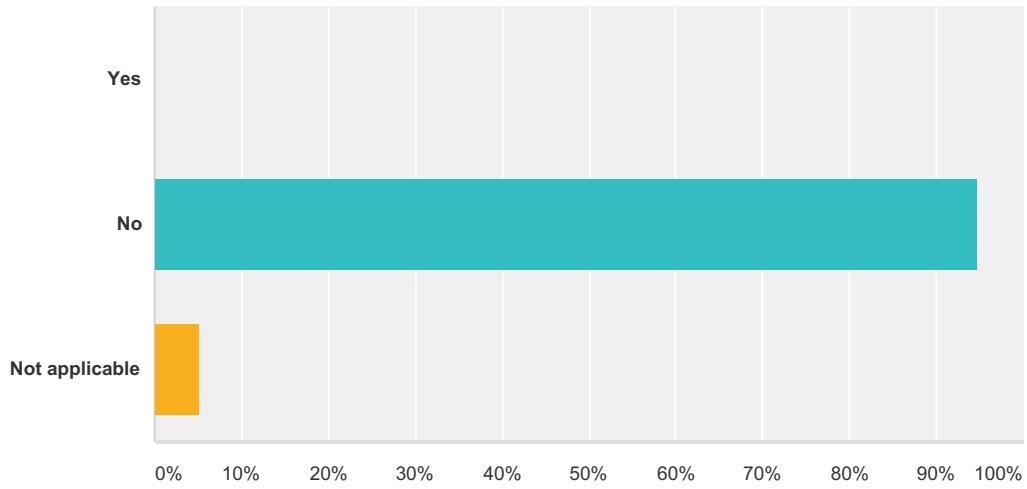
Answered: 38 Skipped: 484



Answer Choices	Responses	
Yes	2.63%	1
No	97.37%	37
<b>Total</b>		<b>38</b>

### Q51 Did the incident result in pregnancy?

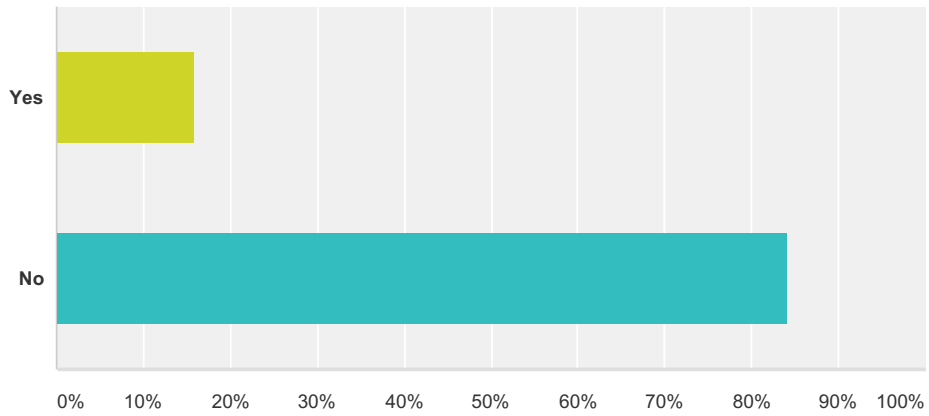
Answered: 38 Skipped: 484



Answer Choices	Responses	
Yes	0.00%	0
No	94.74%	36
Not applicable	5.26%	2
<b>Total</b>		<b>38</b>

### Q52 Did the incident result in physical injury?

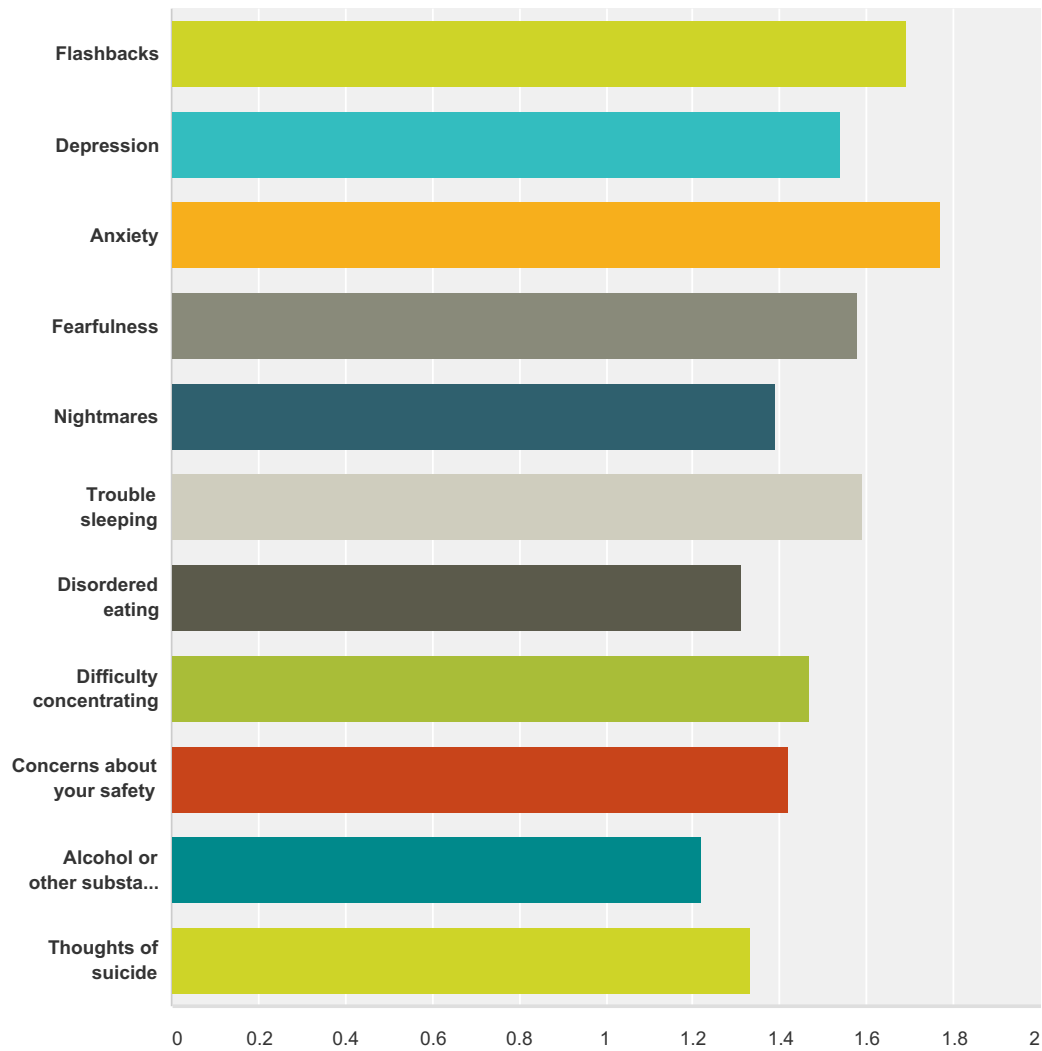
Answered: 38 Skipped: 484



Answer Choices	Responses	
Yes	15.79%	6
No	84.21%	32
<b>Total</b>		<b>38</b>

### Q53 Did you experience any of the following as a result of the incident?

Answered: 39 Skipped: 483



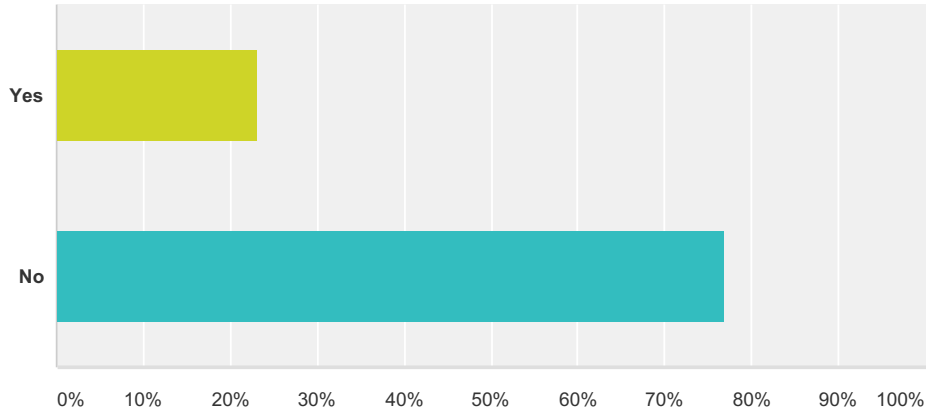
	No	Yes	Total	Weighted Average
Flashbacks	30.77% 12	69.23% 27	39	1.69
Depression	45.95% 17	54.05% 20	37	1.54
Anxiety	23.08% 9	76.92% 30	39	1.77
Fearfulness	42.11% 16	57.89% 22	38	1.58
Nightmares	60.53% 23	39.47% 15	38	1.39
Trouble sleeping	40.54% 15	59.46% 22	37	1.59

## Campus Climate Survey - Framingham State University

Disordered eating	<b>69.44%</b> 25	<b>30.56%</b> 11	36	1.31
Difficulty concentrating	<b>52.63%</b> 20	<b>47.37%</b> 18	38	1.47
Concerns about your safety	<b>58.33%</b> 21	<b>41.67%</b> 15	36	1.42
Alcohol or other substance abuse	<b>78.38%</b> 29	<b>21.62%</b> 8	37	1.22
Thoughts of suicide	<b>66.67%</b> 24	<b>33.33%</b> 12	36	1.33

**Q54 Did you experience retaliation by the person who committed this act or these actions, or their friends/associates?**

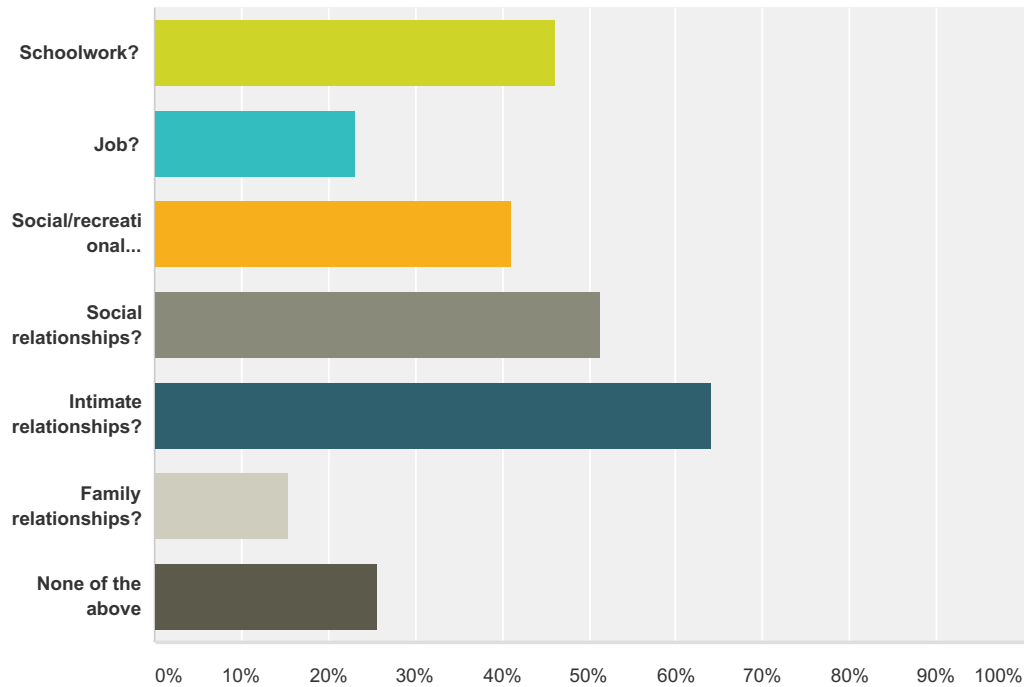
Answered: 39 Skipped: 483



Answer Choices	Responses	
Yes	23.08%	9
No	76.92%	30
<b>Total</b>		<b>39</b>

**Q55 Did the incident have a negative impact on any of the following? Please check all that apply.**

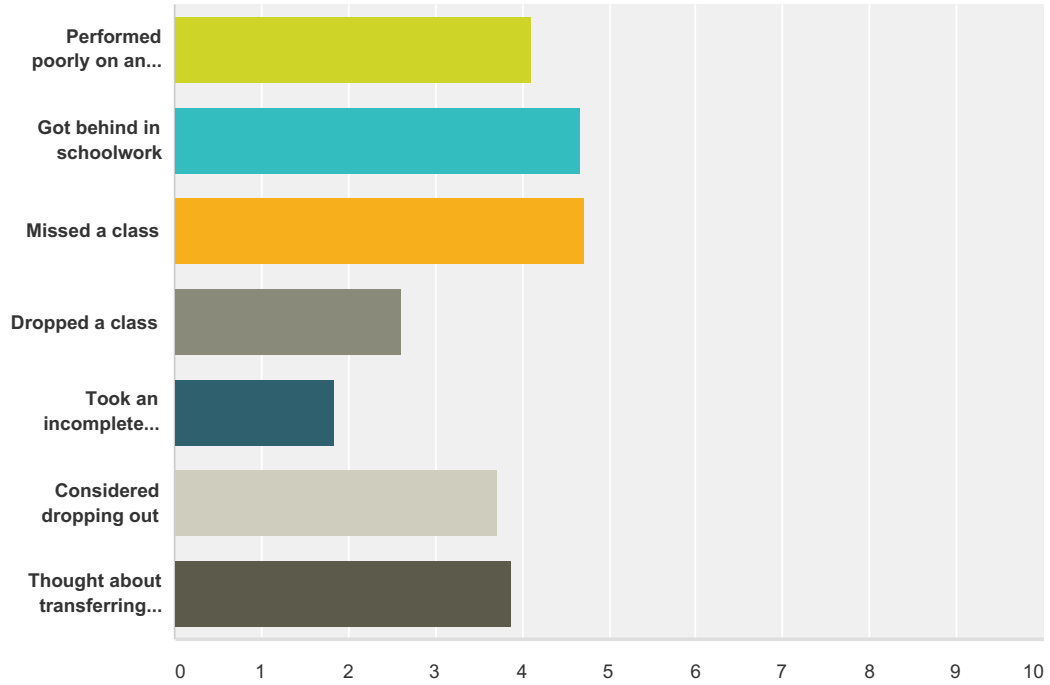
Answered: 39 Skipped: 483



Answer Choices	Responses	
Schoolwork?	46.15%	18
Job?	23.08%	9
Social/recreational activities?	41.03%	16
Social relationships?	51.28%	20
Intimate relationships?	64.10%	25
Family relationships?	15.38%	6
None of the above	25.64%	10
<b>Total Respondents: 39</b>		

**Q56 You indicated that the incident had a negative impact on your schoolwork. As a result of the incident, to what degree has the following happened to you?**

Answered: 18 Skipped: 504

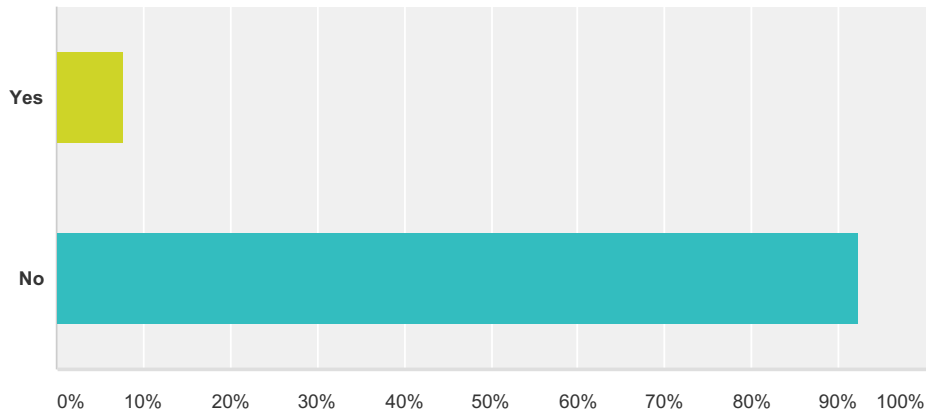


	Never	Rarely	Occasionally	Sometimes	Frequently	Usually	Always	Total	Weighted Average
Performed poorly on an assignment	0.00% 0	16.67% 3	33.33% 6	11.11% 2	11.11% 2	16.67% 3	11.11% 2	18	4.11
Got behind in schoolwork	0.00% 0	0.00% 0	22.22% 4	27.78% 5	16.67% 3	27.78% 5	5.56% 1	18	4.67
Missed a class	5.88% 1	5.88% 1	0.00% 0	29.41% 5	23.53% 4	29.41% 5	5.88% 1	17	4.71
Dropped a class	50.00% 9	11.11% 2	5.56% 1	11.11% 2	5.56% 1	16.67% 3	0.00% 0	18	2.61
Took an incomplete course grade	72.22% 13	5.56% 1	5.56% 1	5.56% 1	5.56% 1	5.56% 1	0.00% 0	18	1.83
Considered dropping out	22.22% 4	5.56% 1	5.56% 1	38.89% 7	11.11% 2	5.56% 1	11.11% 2	18	3.72
Thought about transferring to a new school	22.22% 4	5.56% 1	5.56% 1	33.33% 6	11.11% 2	5.56% 1	16.67% 3	18	3.89



### Q57 Did you seek medical treatment for the incident?

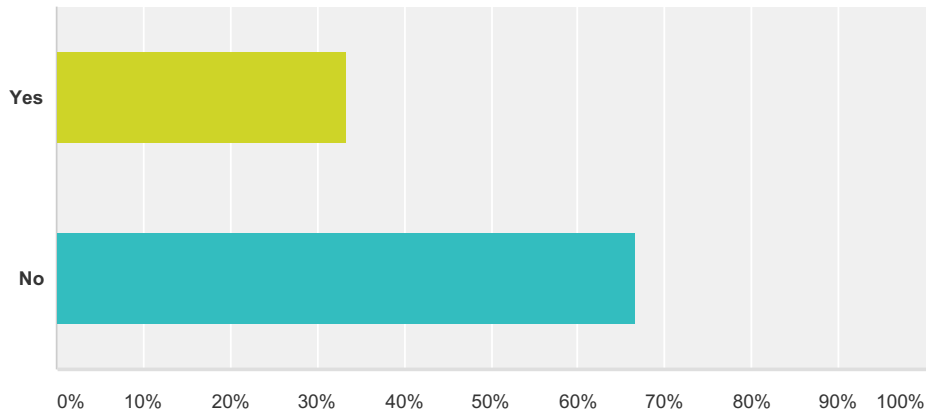
Answered: 39 Skipped: 483



Answer Choices	Responses	
Yes	7.69%	3
No	92.31%	36
<b>Total</b>		<b>39</b>

### Q58 Did you seek counseling services as a result of the incident?

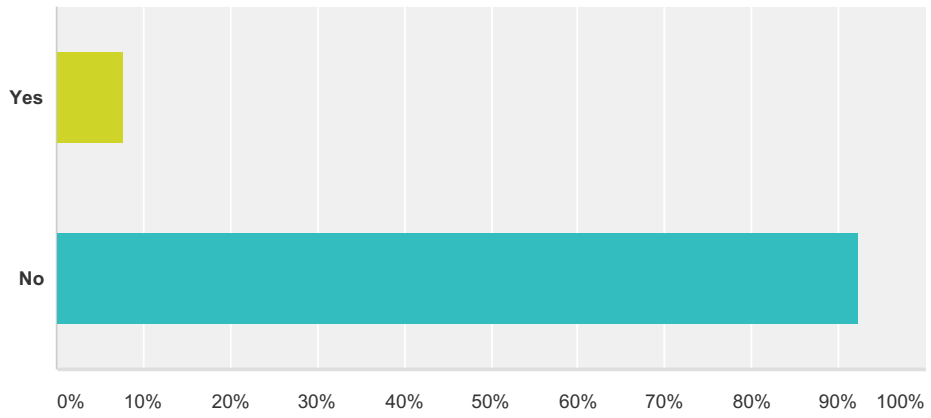
Answered: 39 Skipped: 483



Answer Choices	Responses	
Yes	33.33%	13
No	66.67%	26
<b>Total</b>		<b>39</b>

### Q59 Did you seek advocacy services as a result of the incident?

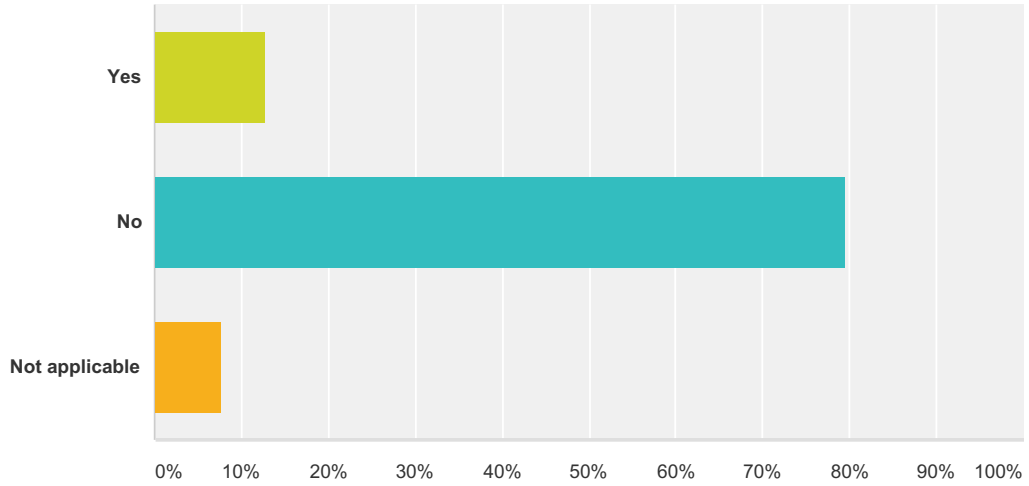
Answered: 39 Skipped: 483



Answer Choices	Responses	
Yes	7.69%	3
No	92.31%	36
<b>Total</b>		<b>39</b>

**Q60 Did you use the formal procedures available at your school to report the incident?**

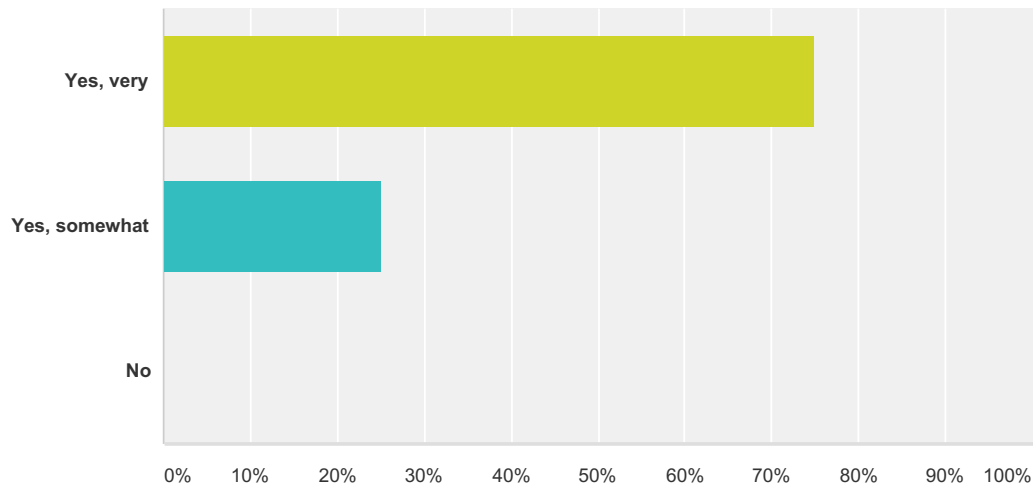
Answered: 39 Skipped: 483



Answer Choices	Responses
Yes	12.82% 5
No	79.49% 31
Not applicable	7.69% 3
<b>Total</b>	<b>39</b>

### Q61 Do you feel that you were treated fairly through your school's formal procedures?

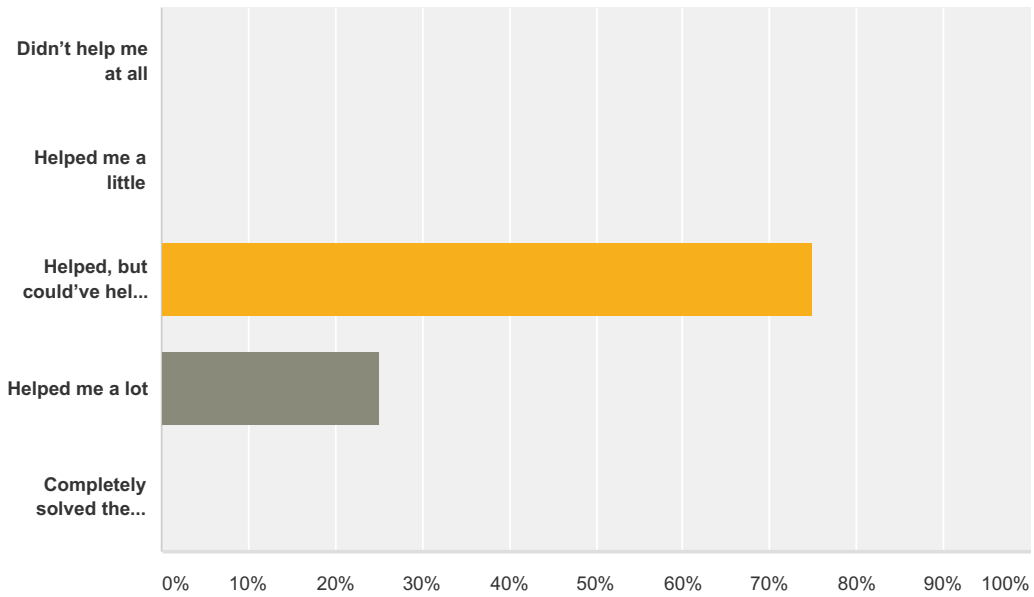
Answered: 4 Skipped: 518



Answer Choices	Responses
Yes, very	75.00% 3
Yes, somewhat	25.00% 1
No	0.00% 0
<b>Total</b>	<b>4</b>

### Q62 How do you feel your school's formal procedures helped you deal with the incident?

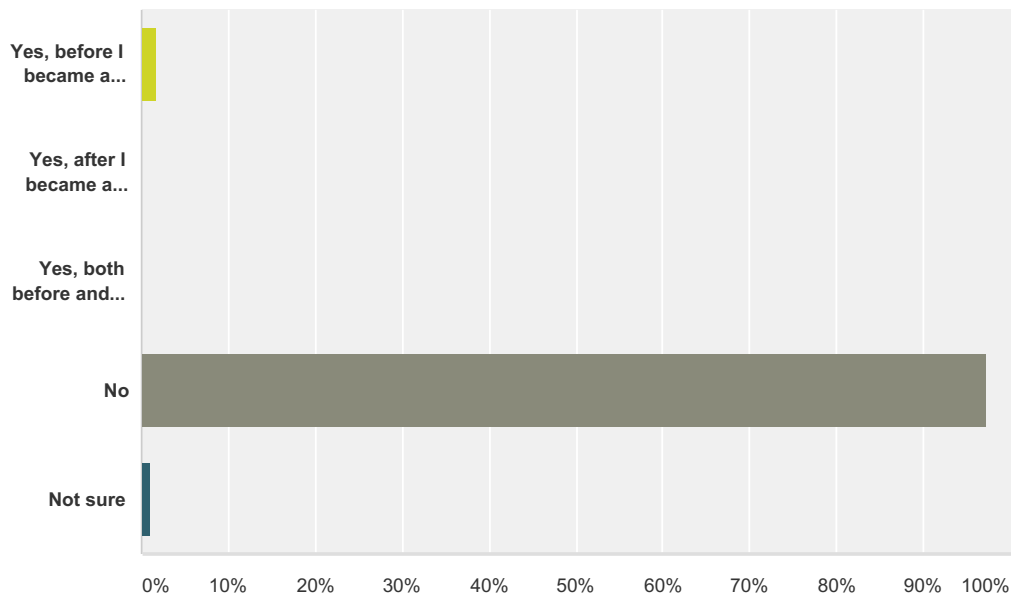
Answered: 4 Skipped: 518



Answer Choices	Responses
Didn't help me at all	0.00% 0
Helped me a little	0.00% 0
Helped, but could've helped more	75.00% 3
Helped me a lot	25.00% 1
Completely solved the problem	0.00% 0
<b>Total</b>	<b>4</b>

**Q63 In the past, have you pressured or forced someone into sexual contact without that person's explicit consent (e.g., used physical force or threatened to physically harm them; manipulated them through lies, threats, or pressure; took sexual advantage of them when they were significantly impaired or incapacitated by drugs/alcohol)? Remember that your responses will remain confidential and will not be linked to your identity or reported.**

Answered: 298 Skipped: 224



Answer Choices	Responses
Yes, before I became a student at this school	1.68% 5
Yes, after I became a student at this school	0.00% 0
Yes, both before and after I became a student at this school	0.00% 0
No	97.32% 290
Not sure	1.01% 3
<b>Total</b>	<b>298</b>

**Q64 You indicated that you pressured or forced someone into sexual contact without that person's explicit consent. When did this happen while you were a student at this school?**

Answered: 0 Skipped: 522

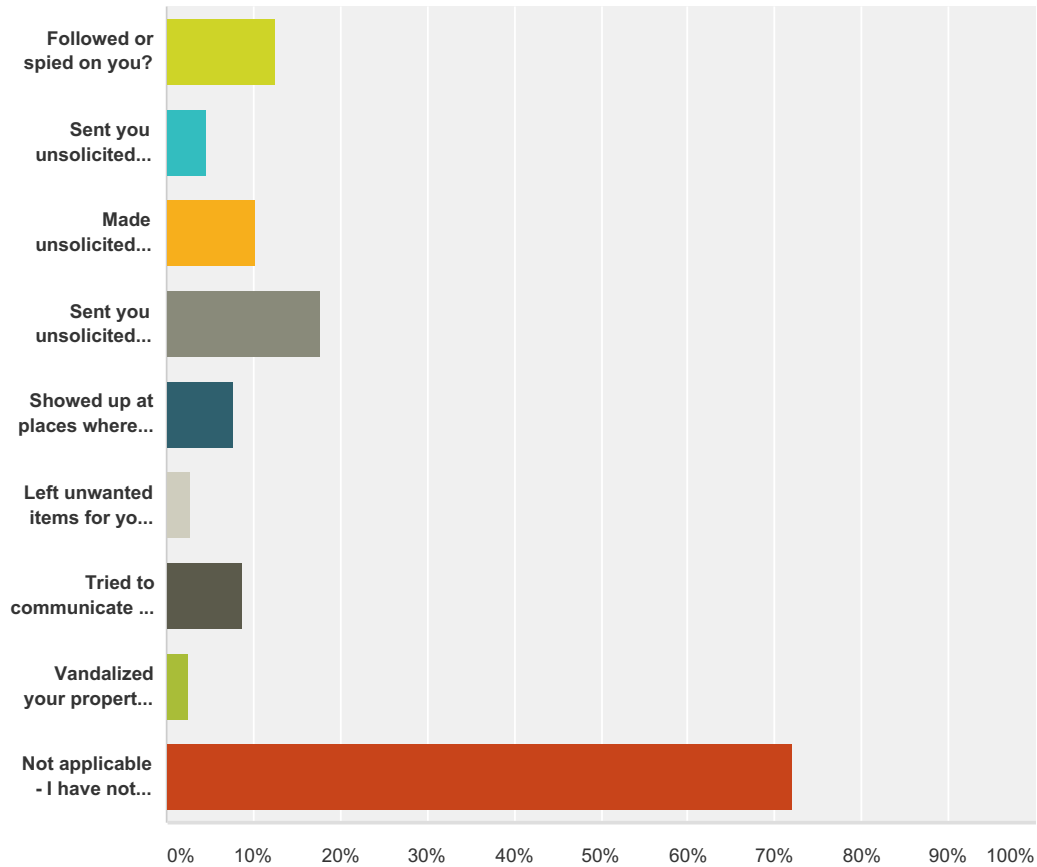
! No matching responses.

Answer Choices	Responses
Before the start of this academic year	0.00% 0
After the start of this academic year	0.00% 0
Both before and after the start of this academic year	0.00% 0
<b>Total</b>	<b>0</b>



**Q65 Not including bill collectors, telephone solicitors, or other sales people, has anyone, of any gender, ever: (Please select all that apply, or "Not applicable")**

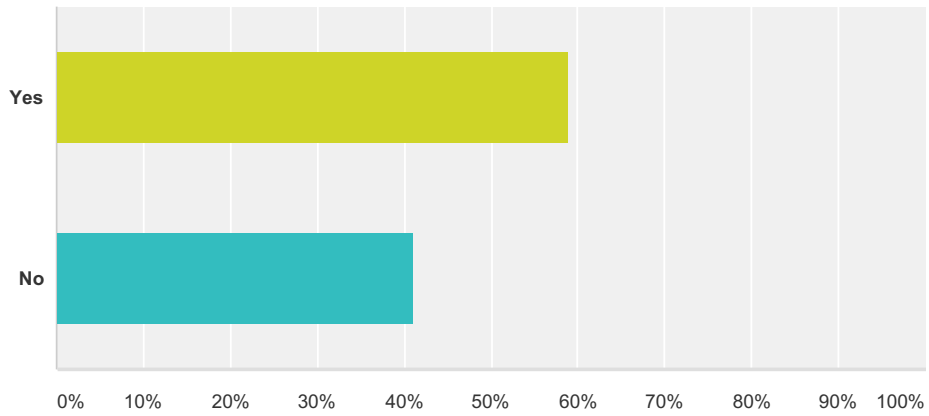
Answered: 286 Skipped: 236



Answer Choices	Responses
Followed or spied on you?	12.59% 36
Sent you unsolicited letters or written correspondence?	4.55% 13
Made unsolicited phone calls to you?	10.14% 29
Sent you unsolicited emails or text messages?	17.83% 51
Showed up at places where you were even though they had no business being there?	7.69% 22
Left unwanted items for you to find?	2.80% 8
Tried to communicate in other ways against your will?	8.74% 25
Vandalized your property or destroyed something you loved?	2.45% 7
Not applicable - I have not experienced any of these things	72.03% 206
<b>Total Respondents: 286</b>	

### Q66 Has anyone ever done any of these things to you on more than one occasion?

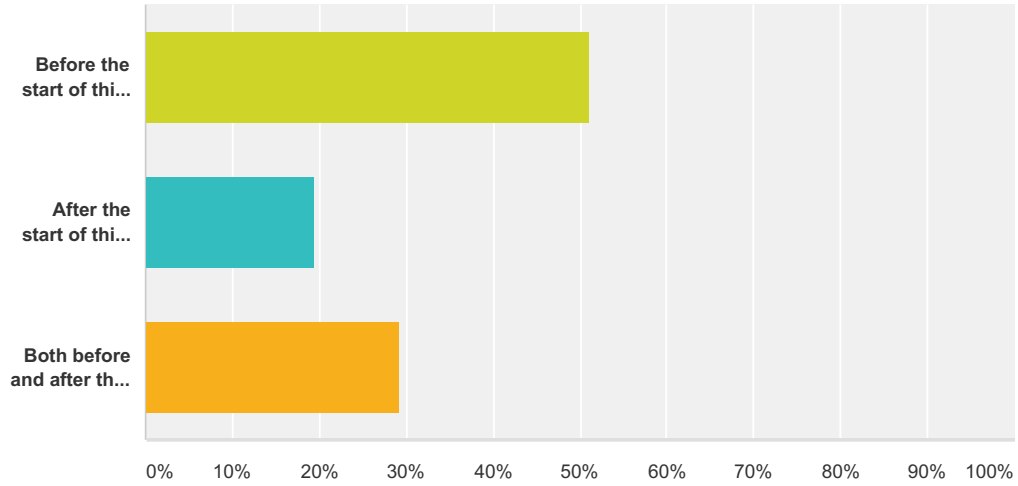
Answered: 95 Skipped: 427



Answer Choices	Responses	
Yes	58.95%	56
No	41.05%	39
<b>Total</b>		<b>95</b>

### Q67 When you were a student at this school, when did you experience these things?

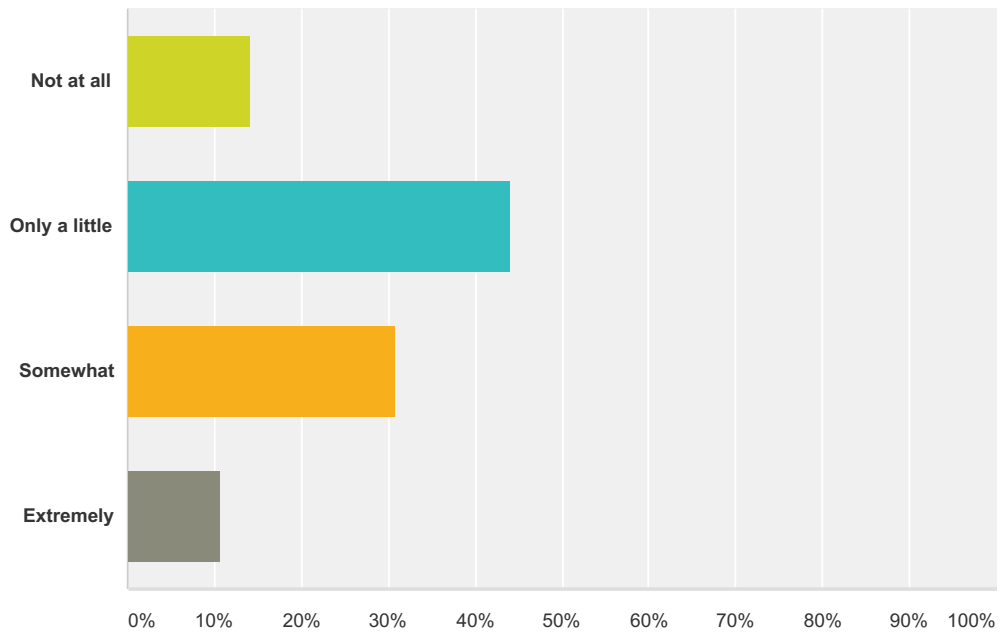
Answered: 82 Skipped: 440



Answer Choices	Responses
Before the start of this academic year	51.22% 42
After the start of this academic year	19.51% 16
Both before and after the start of this academic year	29.27% 24
<b>Total</b>	<b>82</b>

### Q68 How frightened were you by these things?

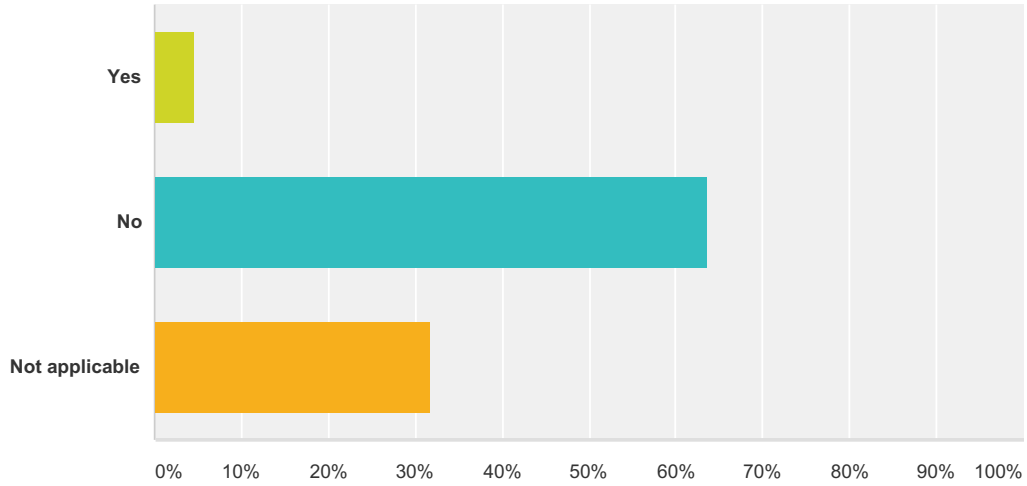
Answered: 84 Skipped: 438



Answer Choices	Responses
Not at all	14.29% 12
Only a little	44.05% 37
Somewhat	30.95% 26
Extremely	10.71% 9
<b>Total</b>	<b>84</b>

### Q69 Did you use the formal procedures available at your school to report the incident?

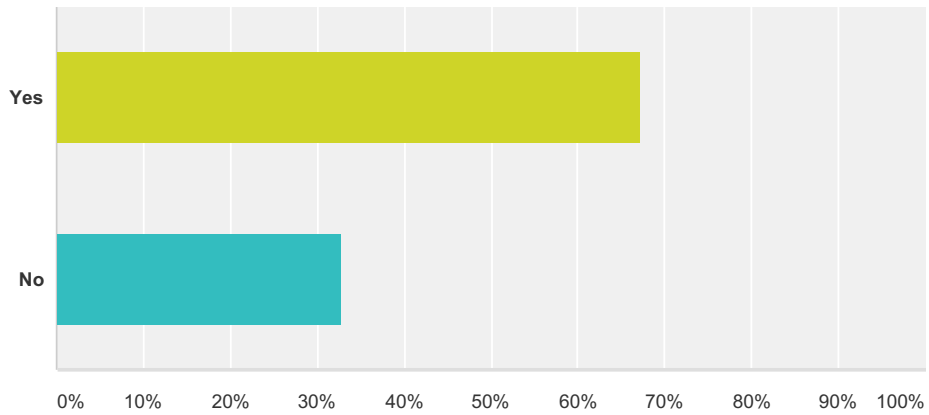
Answered: 88 Skipped: 434



Answer Choices	Responses	
Yes	4.55%	4
No	63.64%	56
Not applicable	31.82%	28
<b>Total</b>		<b>88</b>

**Q70 The following questions ask about behaviors that some students report have been used by their partners in current or previous relationships. These questions refer to all romantic or intimate relationships, from one-time hook-ups to ongoing dating. Have you been in a romantic or intimate relationship since you became a student at this school?**

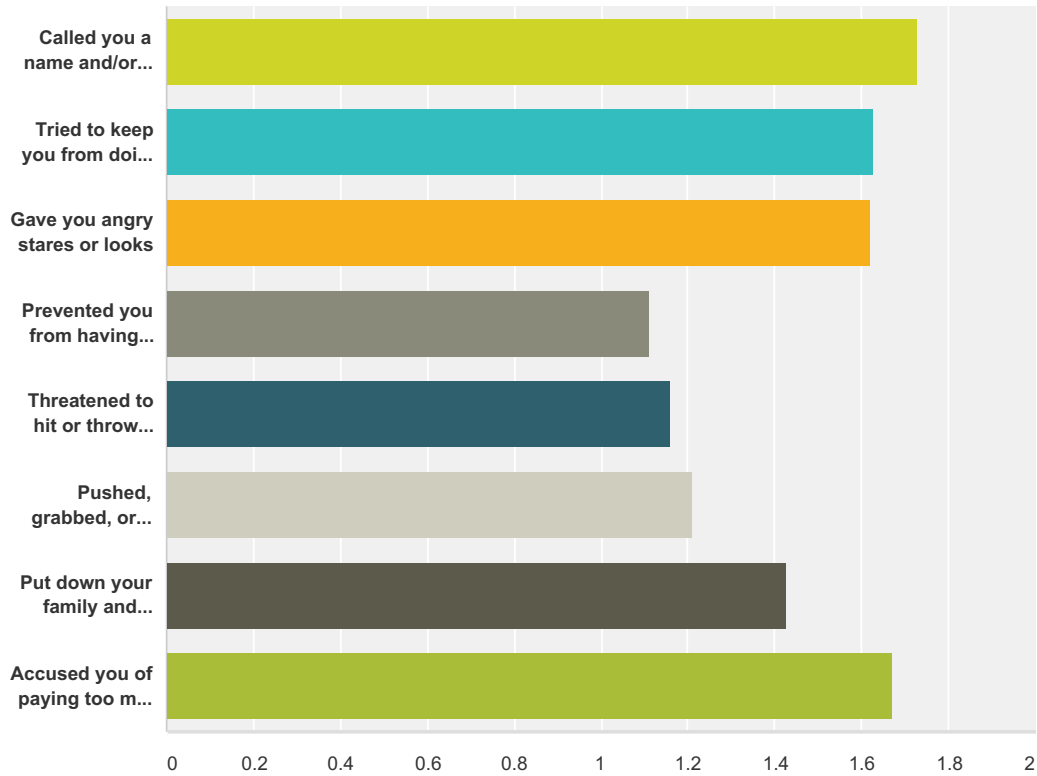
Answered: 293 Skipped: 229



Answer Choices	Responses	Count
Yes	67.24%	197
No	32.76%	96
<b>Total</b>		<b>293</b>

**Q71 Select a response for each of the items listed below to show your closest estimate of how often your partner has used any of the following behaviors in your current or previous relationship(s) since you became a student at this school:**

Answered: 197 Skipped: 325



	Never	Rarely	Occasionally	Frequently	Very Frequently	Total	Weighted Average
Called you a name and/or criticized you	56.35% 111	22.84% 45	13.71% 27	5.58% 11	1.52% 3	197	1.73
Tried to keep you from doing something you wanted to do (e.g., going out with friends, going to meetings)	61.93% 122	20.30% 40	10.66% 21	7.11% 14	0.00% 0	197	1.63
Gave you angry stares or looks	63.45% 125	17.77% 35	13.71% 27	3.55% 7	1.52% 3	197	1.62
Prevented you from having money for your own use	92.89% 183	4.57% 9	1.52% 3	1.02% 2	0.00% 0	197	1.11
Threatened to hit or throw something at you	89.29% 175	7.14% 14	2.04% 4	1.02% 2	0.51% 1	196	1.16
Pushed, grabbed, or shoved you	84.77% 167	11.17% 22	2.54% 5	1.52% 3	0.00% 0	197	1.21
Put down your family and friends	74.87% 146	13.33% 26	7.18% 14	3.08% 6	1.54% 3	195	1.43

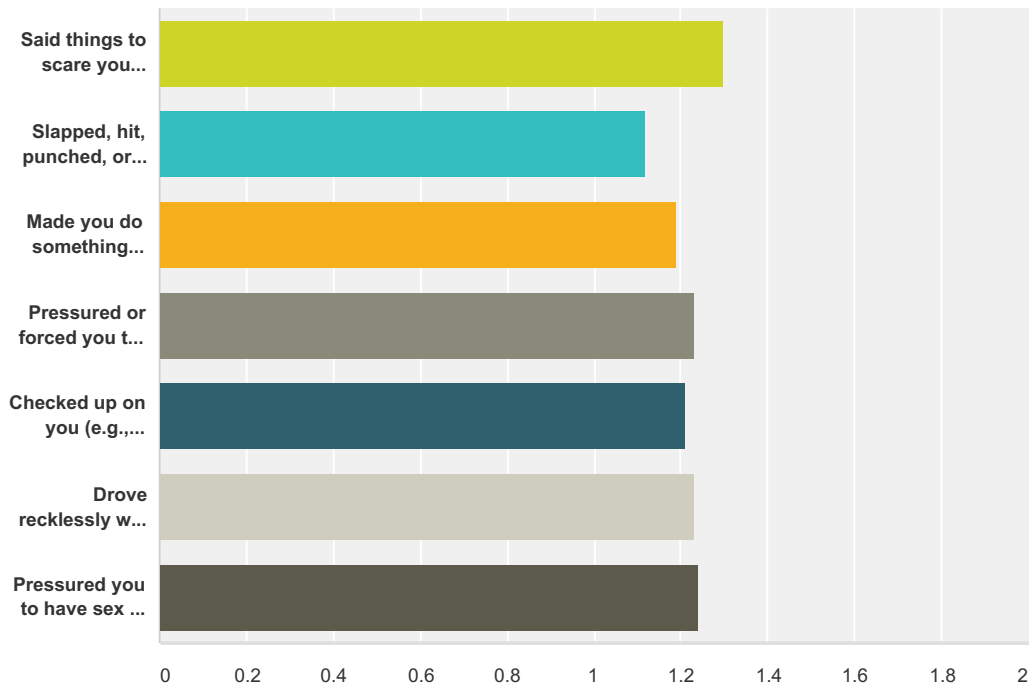
## Campus Climate Survey - Framingham State University

Accused you of paying too much attention to someone or something else	<b>60.91%</b> 120	<b>21.83%</b> 43	<b>9.64%</b> 19	<b>4.57%</b> 9	<b>3.05%</b> 6	197	1.67
---	----------------------	---------------------	--------------------	-------------------	-------------------	-----	------



**Q72 (Continued) Select a response for each of the items listed below to show your closest estimate of how often your partner has used any of the following behaviors in your current or previous relationship(s) since you became a student at this school:**

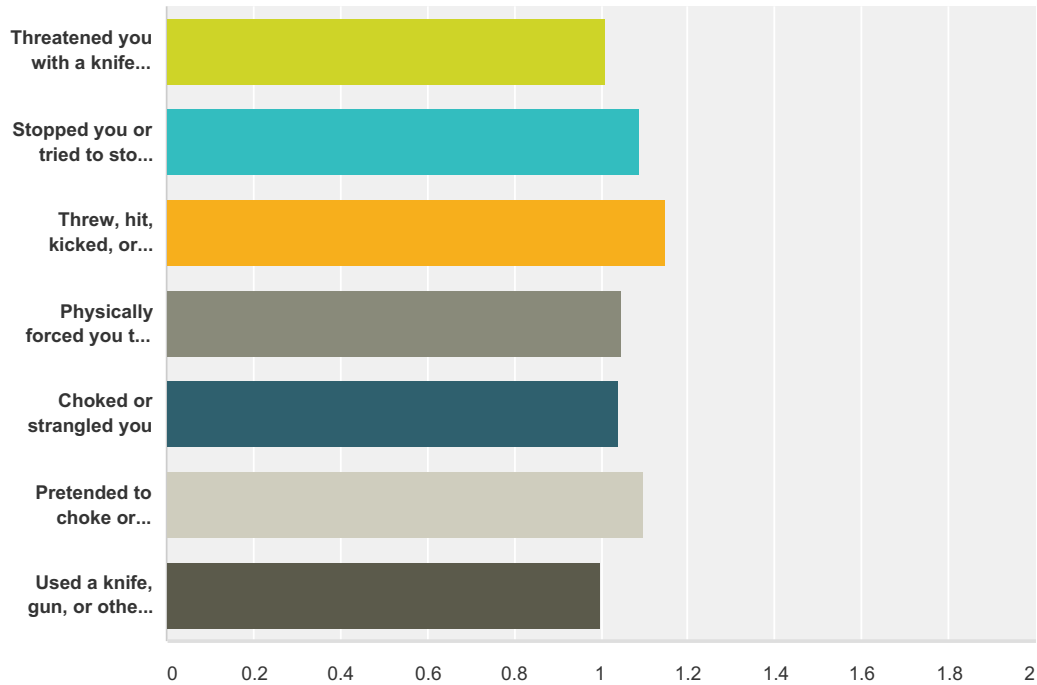
Answered: 197 Skipped: 325



	Never	Rarely	Occasionally	Frequently	Very Frequently	Total	Weighted Average
Said things to scare you (e.g., told you something "bad" would happen, threatened to commit suicide)	82.23% 162	10.15% 20	4.06% 8	2.54% 5	1.02% 2	197	1.30
Slapped, hit, punched, or kicked you	90.86% 179	7.11% 14	1.02% 2	1.02% 2	0.00% 0	197	1.12
Made you do something humiliating or degrading (e.g., begging for forgiveness, having to ask permission to do something you want to do)	90.36% 178	4.06% 8	2.03% 4	3.05% 6	0.51% 1	197	1.19
Pressured or forced you to sext or take naked photos	86.80% 171	6.60% 13	3.55% 7	3.05% 6	0.00% 0	197	1.23
Checked up on you (e.g., listened to your phone calls, checked the mileage on your car, called you repeatedly during class)	88.83% 175	3.55% 7	5.08% 10	2.54% 5	0.00% 0	197	1.21
Drove recklessly when you were in the car	84.26% 166	10.15% 20	4.06% 8	1.02% 2	0.51% 1	197	1.23
Pressured you to have sex in a way that you didn't like or want	83.76% 165	10.15% 20	4.57% 9	1.02% 2	0.51% 1	197	1.24

**Q73 (Continued) Select a response for each of the items listed below to show your closest estimate of how often your partner has used any of the following behaviors in your current or previous relationship(s) since you became a student at this school:**

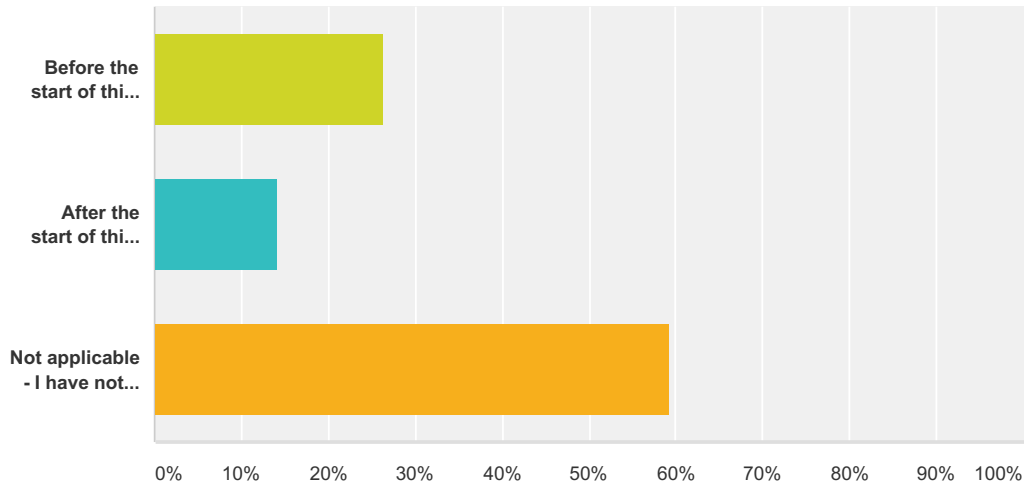
Answered: 197 Skipped: 325



	Never	Rarely	Occassionally	Frequently	Very Frequently	Total	Weighted Average
Threatened you with a knife, gun, or other weapon	99.49% 196	0.51% 1	0.00% 0	0.00% 0	0.00% 0	197	1.01
Stopped you or tried to stop you from going to work or school	93.91% 185	3.05% 6	3.05% 6	0.00% 0	0.00% 0	197	1.09
Threw, hit, kicked, or smashed something	90.86% 179	5.58% 11	2.03% 4	1.02% 2	0.51% 1	197	1.15
Physically forced you to have sex	96.45% 190	2.54% 5	1.02% 2	0.00% 0	0.00% 0	197	1.05
Choked or strangled you	96.45% 190	3.05% 6	0.51% 1	0.00% 0	0.00% 0	197	1.04
Pretended to choke or strangle you	92.89% 183	5.08% 10	1.52% 3	0.51% 1	0.00% 0	197	1.10
Used a knife, gun, or other weapon against you	100.00% 197	0.00% 0	0.00% 0	0.00% 0	0.00% 0	197	1.00

### Q74 When did the incident occur?

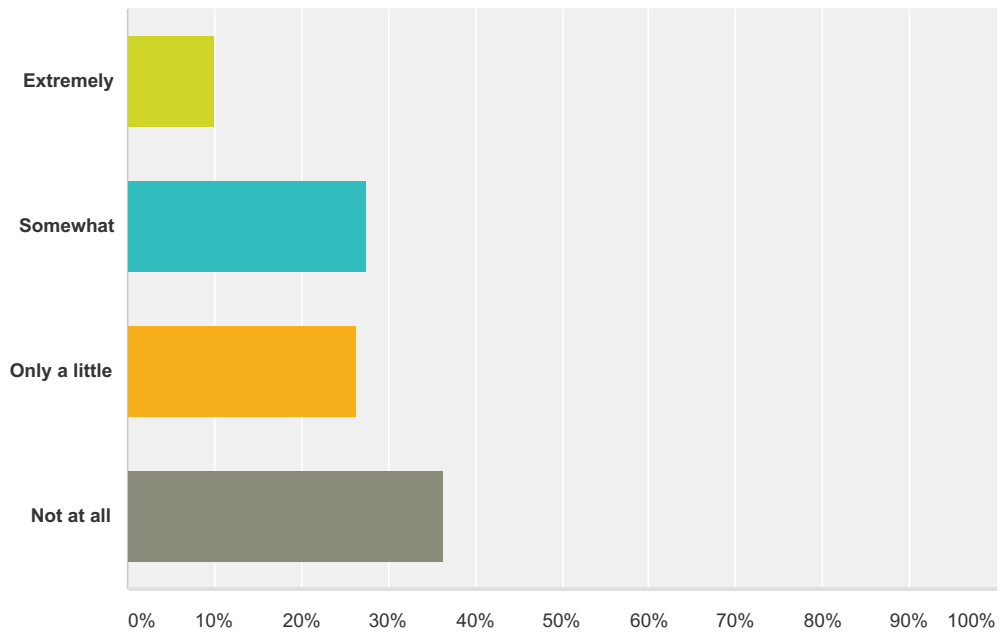
Answered: 197 Skipped: 325



Answer Choices	Responses
Before the start of this academic year	26.40% 52
After the start of this academic year	14.21% 28
Not applicable - I have not experienced any of the previously listed behaviors	59.39% 117
<b>Total</b>	<b>197</b>

### Q75 How frightened were you by the incident?

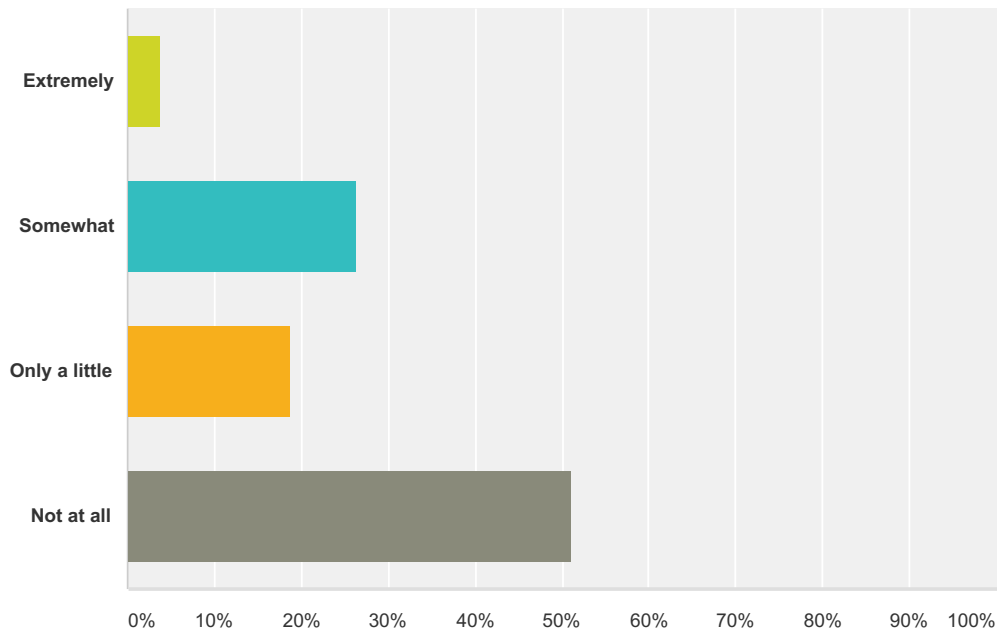
Answered: 80 Skipped: 442



Answer Choices	Responses
Extremely	10.00% 8
Somewhat	27.50% 22
Only a little	26.25% 21
Not at all	36.25% 29
<b>Total</b>	<b>80</b>

### Q76 How concerned were you about your safety during the incident?

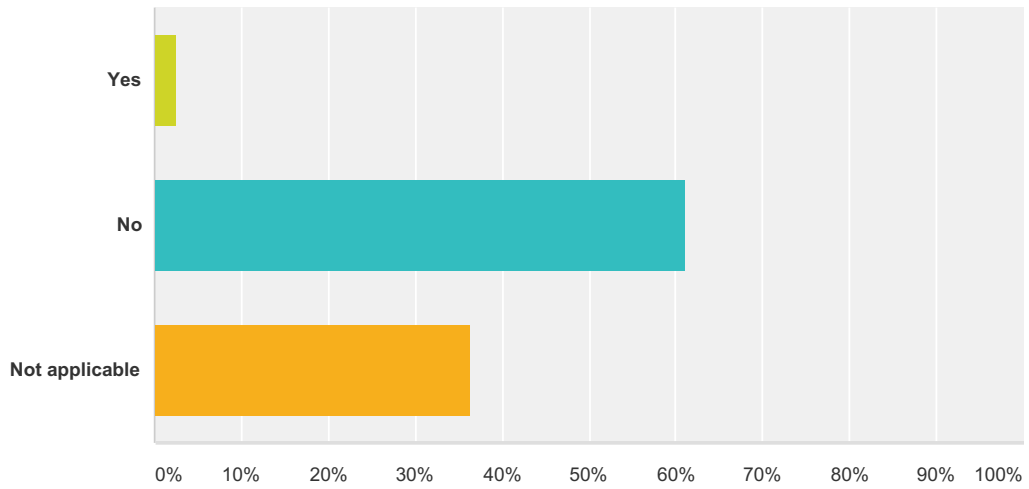
Answered: 80 Skipped: 442



Answer Choices	Responses	
Extremely	3.75%	3
Somewhat	26.25%	21
Only a little	18.75%	15
Not at all	51.25%	41
<b>Total</b>		<b>80</b>

### Q77 Did you use the formal procedures available at your school to report the incident?

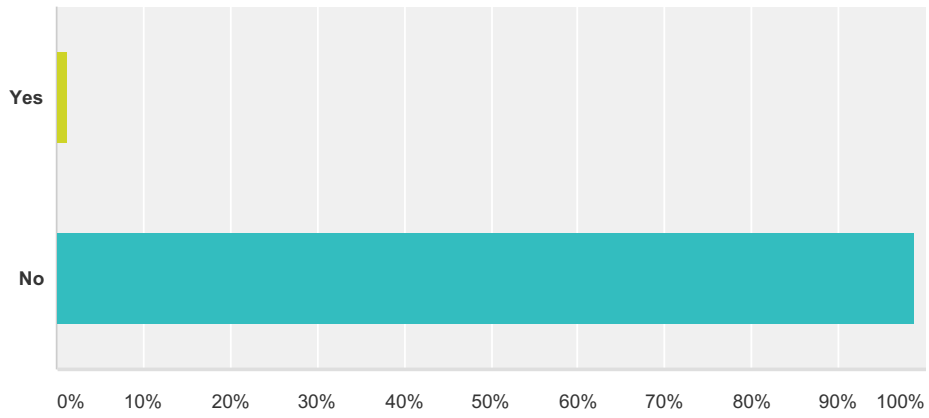
Answered: 80 Skipped: 442



Answer Choices	Responses	
Yes	2.50%	2
No	61.25%	49
Not applicable	36.25%	29
<b>Total</b>		<b>80</b>

### Q78 Did you seek support services or contact a hotline after the incident?

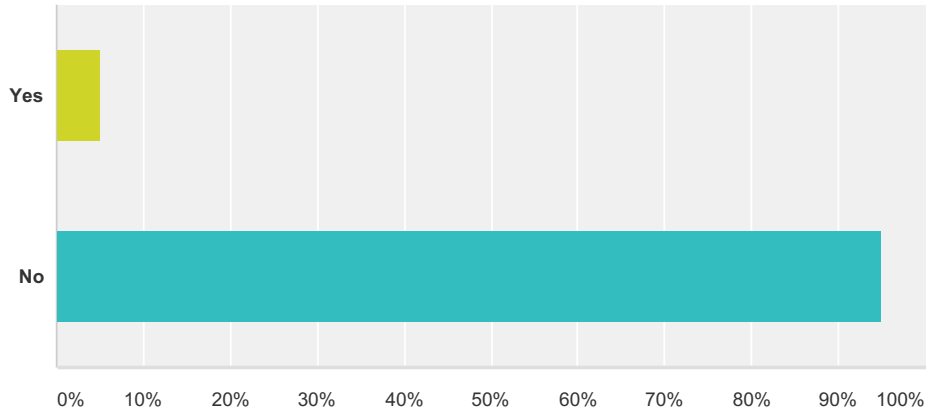
Answered: 80 Skipped: 442



Answer Choices	Responses	
Yes	1.25%	1
No	98.75%	79
<b>Total</b>		<b>80</b>

### Q79 Were you injured in the incident?

Answered: 80 Skipped: 442

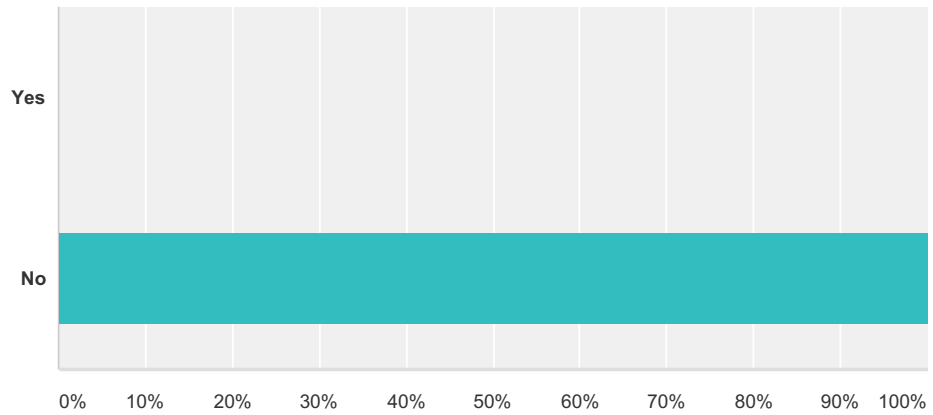


Answer Choices	Responses	
Yes	5.00%	4
No	95.00%	76
<b>Total</b>		<b>80</b>



### Q80 Did you seek medical attention?

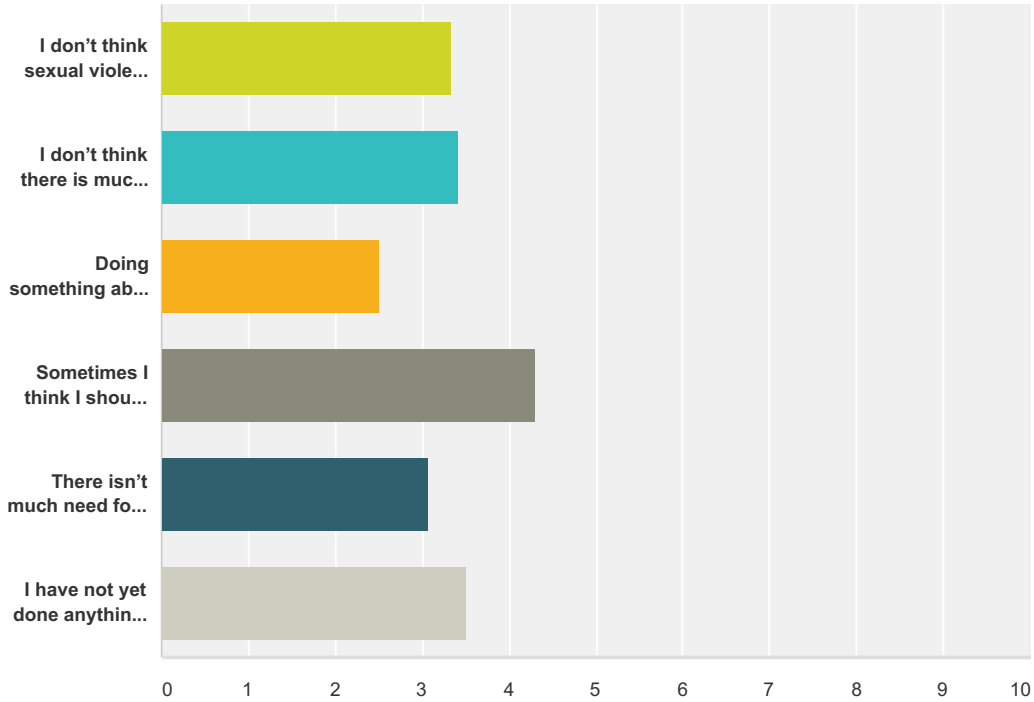
Answered: 4 Skipped: 518



Answer Choices	Responses	Count
Yes	0.00%	0
No	100.00%	4
<b>Total</b>		<b>4</b>

**Q81 Please read the following statements regarding sexual violence and select the response that indicates how true each is for you.**

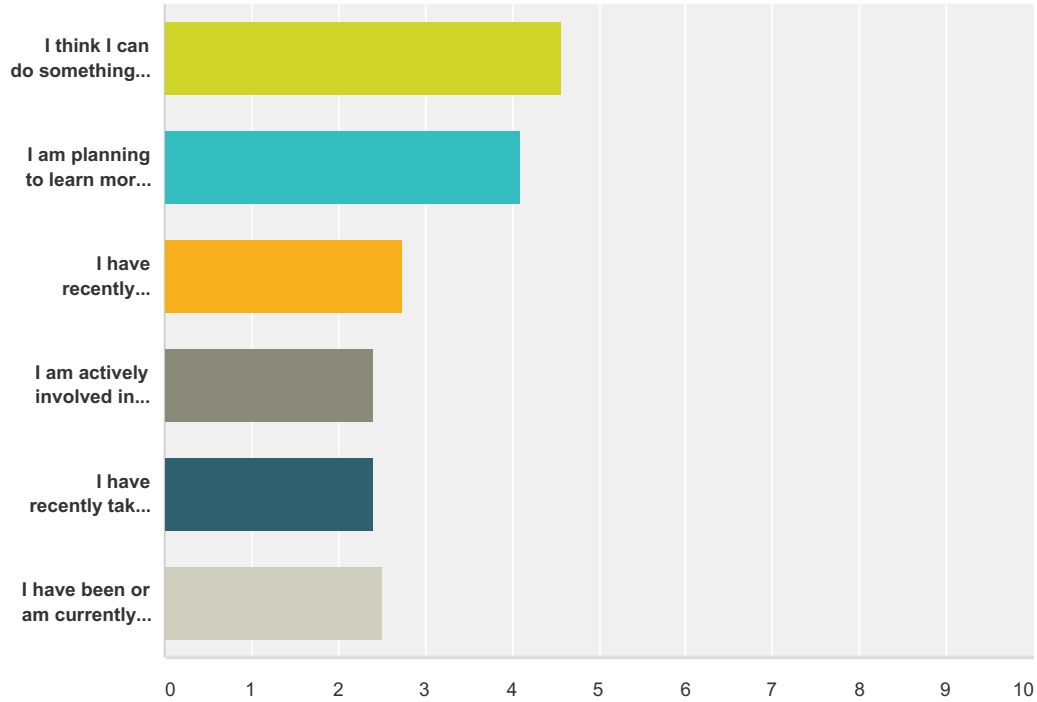
Answered: 289 Skipped: 233



	Strongly Disagree	Disagree	Somewhat Disagree	Neither Disagree Nor Agree	Somewhat Agree	Agree	Strongly Agree	Total	Weighted Average
I don't think sexual violence is a problem at my school.	8.30% 24	20.76% 60	25.26% 73	28.37% 82	11.07% 32	3.81% 11	2.42% 7	289	3.34
I don't think there is much I can do about sexual violence at my school.	9.41% 27	20.21% 58	22.65% 65	22.65% 65	18.12% 52	4.53% 13	2.44% 7	287	3.43
Doing something about sexual violence is solely the job of campus administrators.	27.18% 78	31.71% 91	17.07% 49	16.38% 47	4.53% 13	1.74% 5	1.39% 4	287	2.50
Sometimes I think I should learn more about sexual violence.	5.54% 16	9.34% 27	7.96% 23	28.37% 82	29.41% 85	13.49% 39	5.88% 17	289	4.31
There isn't much need for me to think about sexual violence at my school.	17.65% 51	20.76% 60	20.76% 60	25.95% 75	9.34% 27	3.81% 11	1.73% 5	289	3.07
I have not yet done anything to learn more about sexual violence.	11.42% 33	18.69% 54	17.30% 50	26.64% 77	15.22% 44	7.27% 21	3.46% 10	289	3.51

**Q82 Please read the following statements regarding sexual violence and select the response that indicates how true each is for you.**

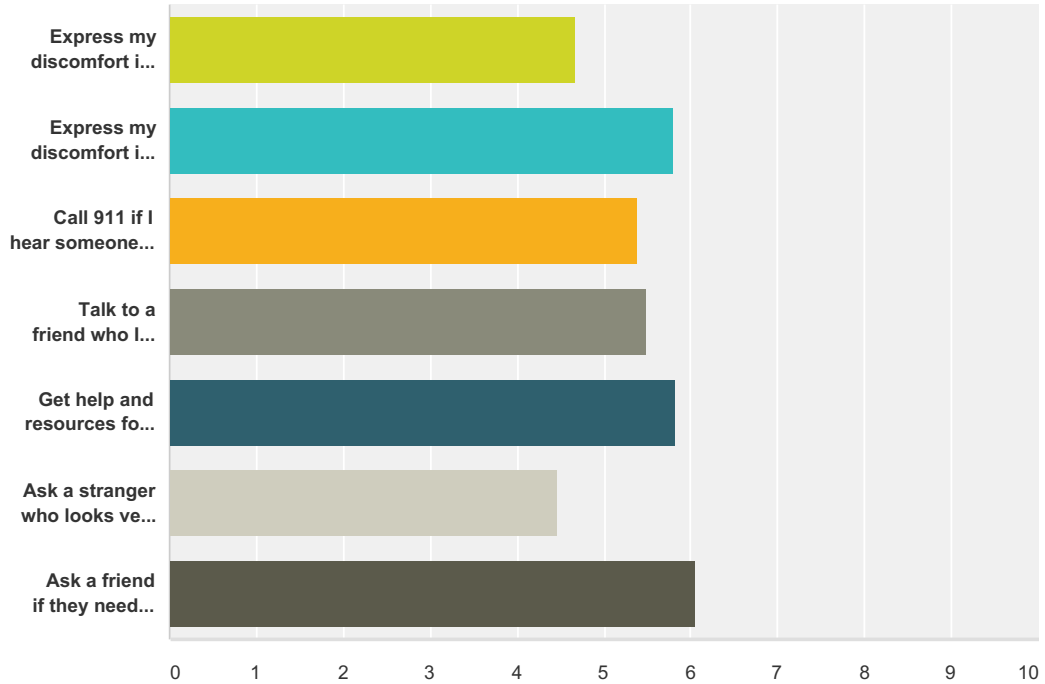
Answered: 289 Skipped: 233



	Strongly Disagree	Disagree	Somewhat Disagree	Neither Disagree Nor Agree	Somewhat Agree	Agree	Strongly Agree	Total	Weighted Average
I think I can do something about sexual violence.	5.21% 15	4.51% 13	9.03% 26	21.88% 63	35.42% 102	16.32% 47	7.64% 22	288	4.57
I am planning to learn more about the problem of sexual violence at my school.	4.50% 13	11.42% 33	9.69% 28	38.75% 112	21.11% 61	10.03% 29	4.50% 13	289	4.09
I have recently attended a program about sexual violence.	26.04% 75	34.38% 99	7.29% 21	17.01% 49	6.25% 18	5.56% 16	3.47% 10	288	2.74
I am actively involved in projects to deal with sexual violence at my school.	27.43% 79	40.97% 118	10.42% 30	14.24% 41	2.43% 7	1.39% 4	3.13% 9	288	2.40
I have recently taken part in activities or volunteered my time on projects focused on ending sexual violence at my school.	28.47% 82	39.58% 114	10.07% 29	13.89% 40	3.82% 11	1.39% 4	2.78% 8	288	2.40
I have been or am currently involved in ongoing efforts to end sexual violence at my school.	28.13% 81	36.81% 106	10.42% 30	14.93% 43	4.17% 12	1.74% 5	3.82% 11	288	2.51

**Q83 Please read each of the following items and indicate how confident you are that you could engage in the described behavior.**

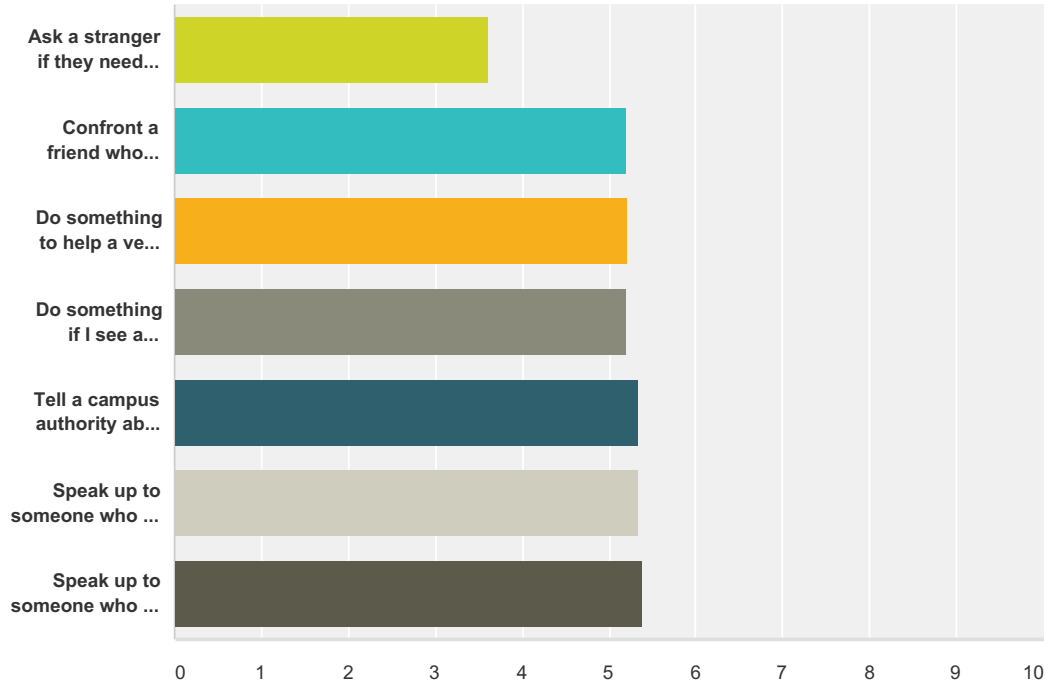
Answered: 283 Skipped: 239



	Not at all Confident	2	3	Somewhat Confident	5	6	Completely Confident	Total	Weighted Average
Express my discomfort if someone makes a joke about someone's body.	6.71% 19	5.30% 15	5.65% 16	29.68% 84	21.55% 61	10.25% 29	20.85% 59	283	4.68
Express my discomfort if someone says that rape victims are to blame for being raped.	4.30% 12	1.08% 3	3.58% 10	12.54% 35	12.54% 35	12.19% 34	53.76% 150	279	5.80
Call 911 if I hear someone yelling "help."	2.47% 7	5.65% 16	4.59% 13	18.02% 51	14.13% 40	16.96% 48	38.16% 108	283	5.39
Talk to a friend who I suspect is in an abusive relationship.	1.77% 5	2.83% 8	5.65% 16	18.73% 53	14.49% 41	18.02% 51	38.52% 109	283	5.49
Get help and resources for a friend who tells me they have been raped.	2.13% 6	2.13% 6	3.90% 11	10.28% 29	14.89% 42	17.02% 48	49.65% 140	282	5.83
Ask a stranger who looks very upset if they are okay or need help.	8.21% 23	10.00% 28	12.50% 35	21.43% 60	12.86% 36	13.93% 39	21.07% 59	280	4.47
Ask a friend if they need to be walked home.	0.71% 2	1.06% 3	3.89% 11	11.31% 32	9.54% 27	16.96% 48	56.54% 160	283	6.05

**Q84 Please read each of the following items and indicate how confident you are that you could engage in the described behavior.**

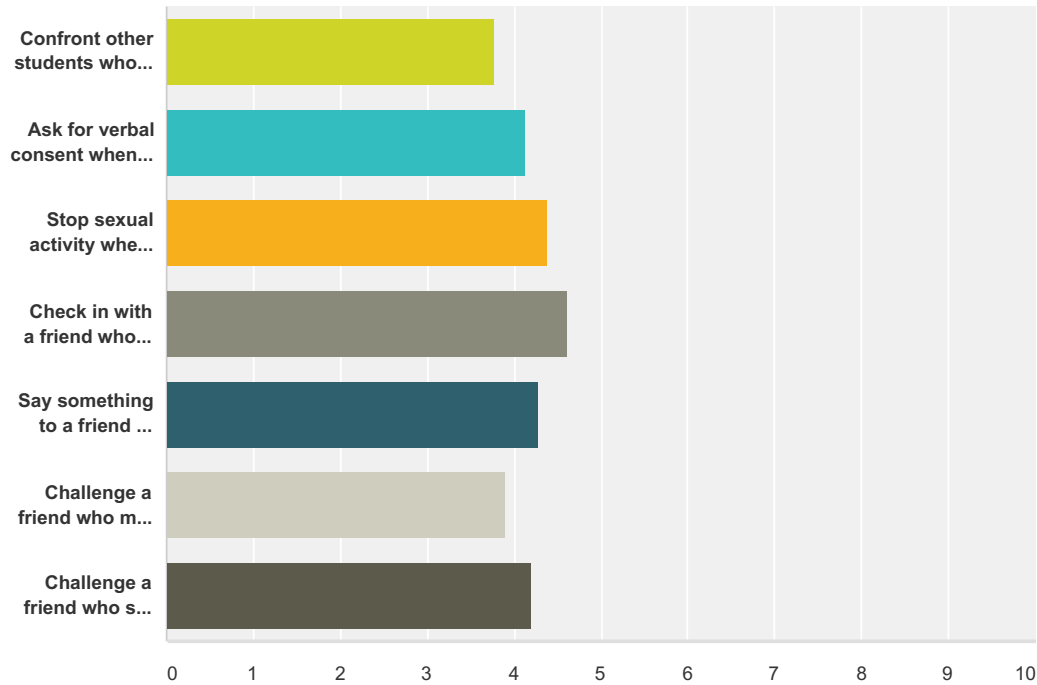
Answered: 283 Skipped: 239



	Not at all Confident	2	3	Somewhat Confident	5	6	Completely Confident	Total	Weighted Average
Ask a stranger if they need to be walked home.	19.79% 56	13.07% 37	17.31% 49	19.43% 55	9.89% 28	7.77% 22	12.72% 36	283	3.61
Confront a friend who tells me that they had sex with someone who had passed out or didn't give consent.	4.24% 12	3.18% 9	7.07% 20	20.49% 58	17.31% 49	15.19% 43	32.51% 92	283	5.19
Do something to help a very drunk person who is being brought to a bedroom by a group of people.	3.53% 10	3.53% 10	8.13% 23	18.02% 51	18.37% 52	15.90% 45	32.51% 92	283	5.22
Do something if I see a woman surrounded by a group of men who looks very uncomfortable.	2.84% 8	4.26% 12	8.16% 23	18.44% 52	18.44% 52	18.09% 51	29.79% 84	282	5.19
Tell a campus authority about information I have that might help in a sexual assault case even if pressured by my peers to stay silent.	3.18% 9	1.77% 5	9.19% 26	15.19% 43	17.31% 49	19.79% 56	33.57% 95	283	5.35
Speak up to someone who is minimizing or making attempts to excuse having forced someone to have sex with them.	3.89% 11	2.83% 8	6.01% 17	15.19% 43	19.08% 54	19.79% 56	33.22% 94	283	5.35
Speak up to someone who is minimizing or making attempts to excuse having had sex with someone who was unable to give consent.	3.19% 9	2.84% 8	5.32% 15	18.79% 53	17.02% 48	16.67% 47	36.17% 102	282	5.38

**Q85 For the next few questions, based on behavior you have observed, how likely do you think most students at your school would be willing to:**

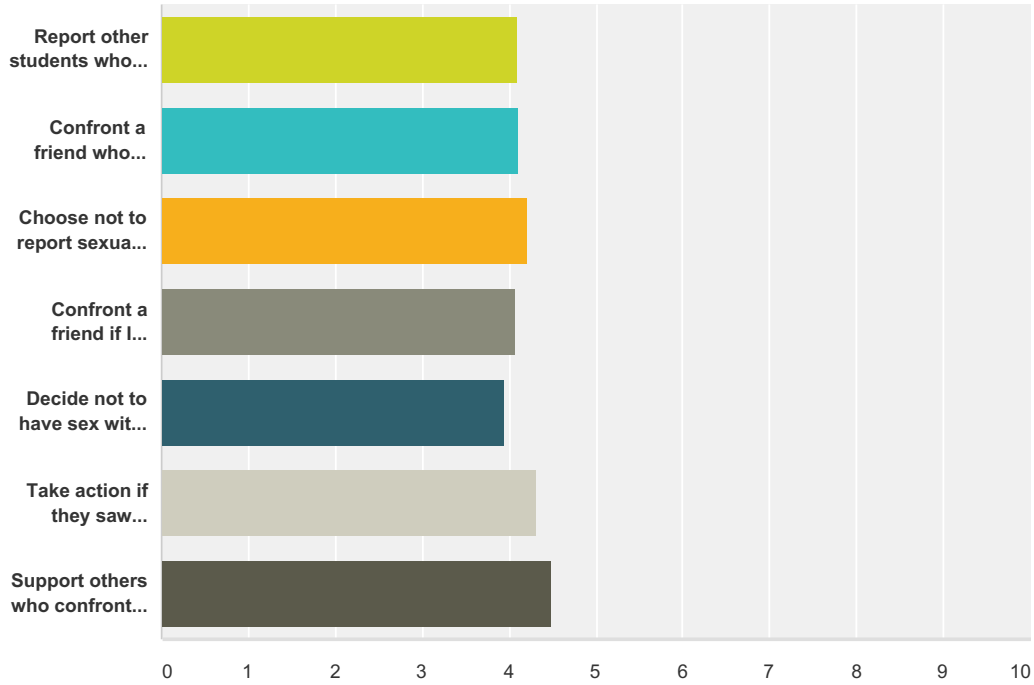
Answered: 278 Skipped: 244



	Not at all Likely	2	3	Somewhat Likely	5	6	Very Likely	Total	Weighted Average
Confront other students who make inappropriate or negative sexual comments/gestures about a person.	10.79% 30	10.79% 30	16.55% 46	35.25% 98	12.95% 36	5.76% 16	7.91% 22	278	3.78
Ask for verbal consent when they are intimate with their partner, even if they are in a long-term relationship.	6.83% 19	10.07% 28	10.43% 29	37.41% 104	15.83% 44	8.99% 25	10.43% 29	278	4.14
Stop sexual activity when asked to, even if they are already sexually aroused.	3.96% 11	7.19% 20	14.03% 39	34.53% 96	16.55% 46	8.63% 24	15.11% 42	278	4.39
Check in with a friend who looks drunk when they go to a room with someone else at a party.	3.60% 10	6.12% 17	8.63% 24	29.50% 82	24.82% 69	12.95% 36	14.39% 40	278	4.62
Say something to a friend who is taking a drunk person back to their room at a party.	5.78% 16	8.30% 23	11.91% 33	34.66% 96	15.88% 44	12.27% 34	11.19% 31	277	4.28
Challenge a friend who made a sexist statement/joke.	9.78% 27	14.13% 39	15.22% 42	26.81% 74	14.86% 41	9.06% 25	10.14% 28	276	3.91
Challenge a friend who said something offensive about people who are lesbian, gay, bisexual, or transgender.	8.63% 24	11.87% 33	11.15% 31	28.42% 79	14.39% 40	11.51% 32	14.03% 39	278	4.19

**Q86 For the next few questions, based on behavior you have observed, how likely do you think most students at your school would be willing to:**

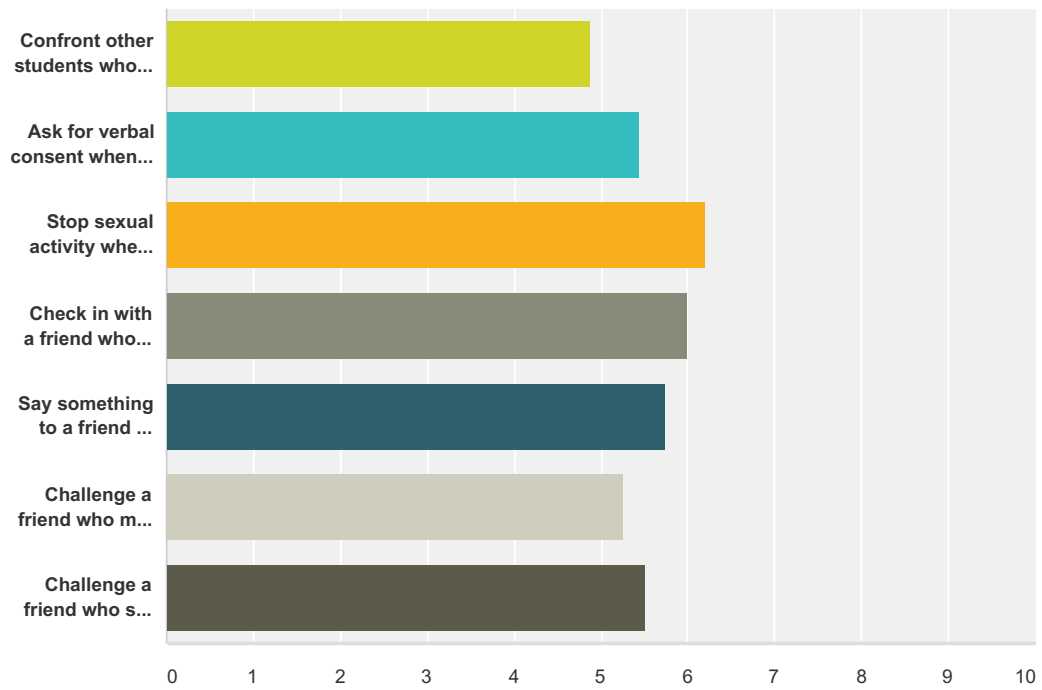
Answered: 276 Skipped: 246



	Not at all Likely	2	3	Somewhat Likely	5	6	Very Likely	Total	Weighted Average
Report other students who use force or pressure to engage in sexual contact.	6.88% 19	7.97% 22	14.13% 39	34.06% 94	19.93% 55	10.14% 28	6.88% 19	276	4.10
Confront a friend who plans to give someone alcohol to get sex.	10.14% 28	6.16% 17	15.94% 44	28.26% 78	18.48% 51	11.59% 32	9.42% 26	276	4.11
Choose not to report sexual assault out of concern they or others will be punished for infractions such as underage drinking.	5.84% 16	6.93% 19	13.87% 38	35.77% 98	18.61% 51	8.03% 22	10.95% 30	274	4.22
Confront a friend if I hear rumors that they forced sex on someone.	7.25% 20	10.14% 28	13.41% 37	31.52% 87	20.29% 56	9.42% 26	7.97% 22	276	4.08
Decide not to have sex with a partner if they are drunk.	9.82% 27	6.91% 19	13.82% 38	37.45% 103	18.91% 52	6.55% 18	6.55% 18	275	3.95
Take action if they saw someone trying to take advantage of another person sexually.	4.71% 13	5.80% 16	11.23% 31	35.51% 98	23.55% 65	11.59% 32	7.61% 21	276	4.33
Support others who confront harmful or problematic behavior.	4.71% 13	3.99% 11	9.06% 25	34.42% 95	25.36% 70	12.32% 34	10.14% 28	276	4.49

**Q87 Please indicate how likely you are to engage in each of the following behaviors:**

Answered: 272 Skipped: 250

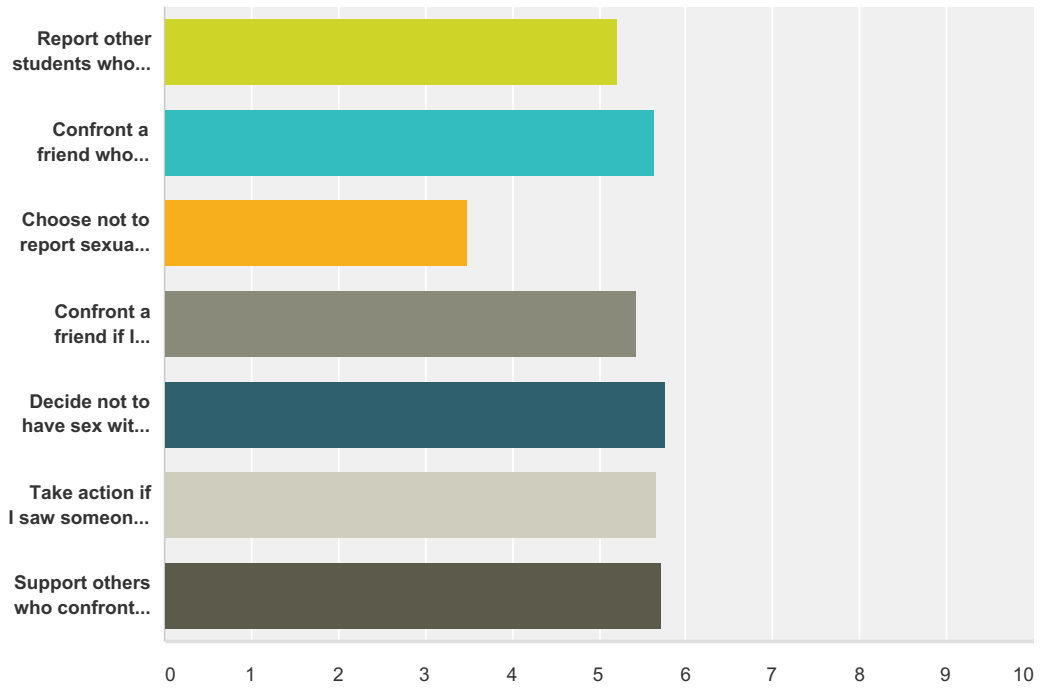


	Not at all Likely	2	3	Somewhat Likely	5	6	Very Likely	Total	Weighted Average
Confront other students who make inappropriate or negative sexual comments/gestures about a person.	4.04% 11	3.68% 10	10.29% 28	25.00% 68	20.59% 56	11.40% 31	25.00% 68	272	4.89
Ask for verbal consent when I am intimate with my partner, even if we are in a long-term relationship.	6.25% 17	4.41% 12	5.15% 14	12.50% 34	11.03% 30	15.81% 43	44.85% 122	272	5.44
Stop sexual activity when asked to, even if I am already sexually aroused.	4.04% 11	0.74% 2	1.47% 4	6.62% 18	6.99% 19	13.24% 36	66.91% 182	272	6.19
Check in with a friend who looks drunk when they go to a room with someone else at a party.	2.22% 6	1.48% 4	1.11% 3	9.63% 26	13.70% 37	19.63% 53	52.22% 141	270	5.99
Say something to a friend who is taking a drunk person back to their room at a party.	2.21% 6	0.74% 2	4.41% 12	12.13% 33	17.28% 47	19.12% 52	44.12% 120	272	5.75
Challenge a friend who made a sexist statement/joke.	4.78% 13	1.47% 4	8.82% 24	16.18% 44	19.49% 53	14.71% 40	34.56% 94	272	5.26
Challenge a friend who said something offensive about people who are lesbian, gay, bisexual, or transgender.	2.94% 8	4.78% 13	4.41% 12	13.24% 36	17.28% 47	14.34% 39	43.01% 117	272	5.52



### Q88 Please indicate how likely you are to engage in each of the following behaviors:

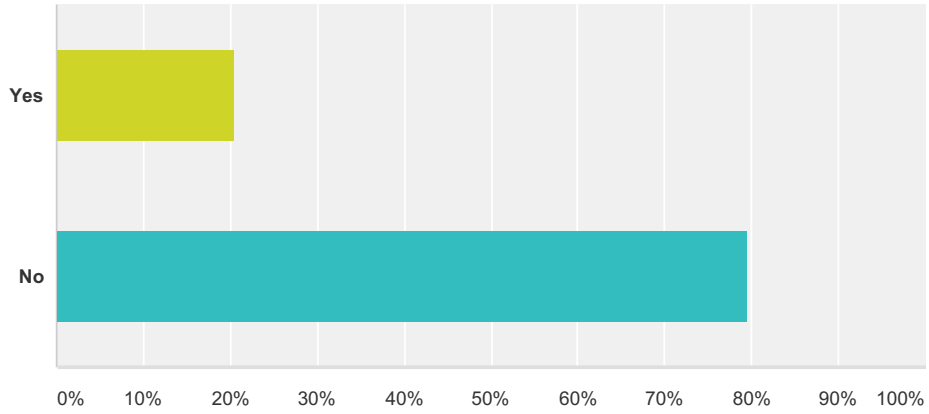
Answered: 272 Skipped: 250



	Not at all Likely	2	3	Somewhat Likely	5	6	Very Likely	Total	Weighted Average
Report other students who use force or pressure to engage in sexual contact.	2.94% 8	4.41% 12	5.88% 16	19.49% 53	20.59% 56	16.54% 45	30.15% 82	272	5.21
Confront a friend who plans to give someone alcohol to get sex.	2.21% 6	2.21% 6	3.31% 9	14.71% 40	16.91% 46	20.22% 55	40.44% 110	272	5.64
Choose not to report sexual assault out of concern others or I will be punished for infractions such as underage drinking.	22.43% 61	15.07% 41	17.65% 48	16.18% 44	8.82% 24	5.51% 15	14.34% 39	272	3.48
Confront a friend if I hear rumors that they forced sex on someone.	1.48% 4	3.32% 9	4.43% 12	16.97% 46	23.25% 63	16.97% 46	33.58% 91	271	5.42
Decide not to have sex with a partner if they are drunk.	2.58% 7	3.32% 9	4.43% 12	12.55% 34	9.23% 25	16.61% 45	51.29% 139	271	5.77
Take action if I saw someone trying to take advantage of another person sexually.	1.84% 5	1.47% 4	4.04% 11	14.34% 39	16.54% 45	23.90% 65	37.87% 103	272	5.65
Support others who confront harmful or problematic behavior.	3.68% 10	2.57% 7	2.94% 8	9.93% 27	16.91% 46	19.12% 52	44.85% 122	272	5.71

**Q89 Since the start of this academic year, I have had a friend or acquaintance tell me that they were the victim of an unwanted sexual experience.**

Answered: 275 Skipped: 247



Answer Choices	Responses
Yes	20.36% 56
No	79.64% 219
<b>Total</b>	<b>275</b>

**Q90 How many women told you they were  
the victim of an unwanted sexual  
experience?**

Answered: 56 Skipped: 466

**Q91 How many men told you they were the victim of an unwanted sexual experience?**

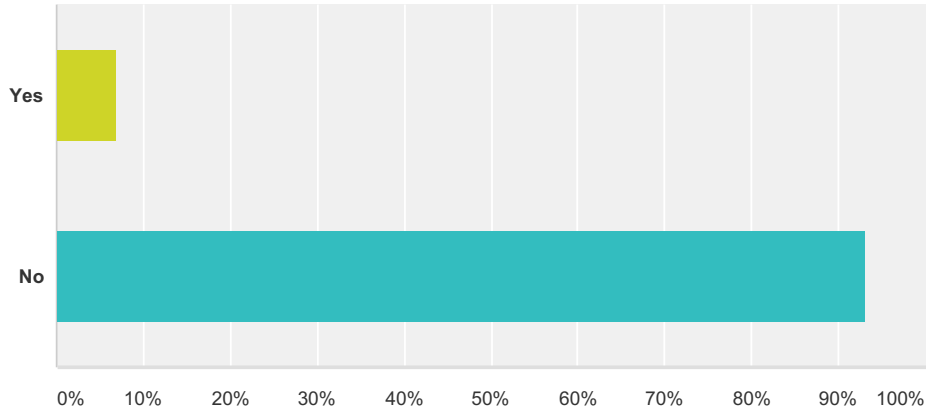
Answered: 56 Skipped: 466

**Q92 How many trans people told you they were the victim of an unwanted sexual experience?**

Answered: 56 Skipped: 466

**Q93 Since the start of this academic year, I have observed a situation that I believe was, or could have led to, a sexual assault.**

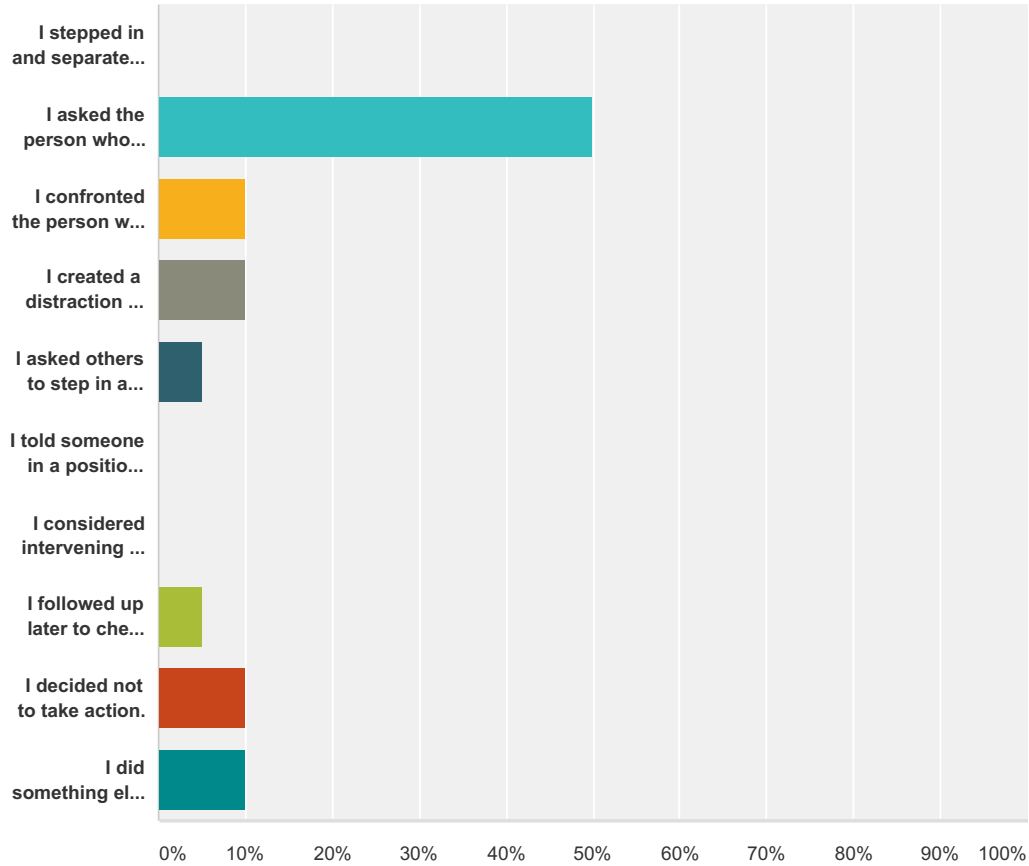
Answered: 275 Skipped: 247



Answer Choices	Responses	
Yes	6.91%	19
No	93.09%	256
<b>Total</b>		<b>275</b>

**Q94 Select the one response that most closely resembles your actions in response to this situation:**

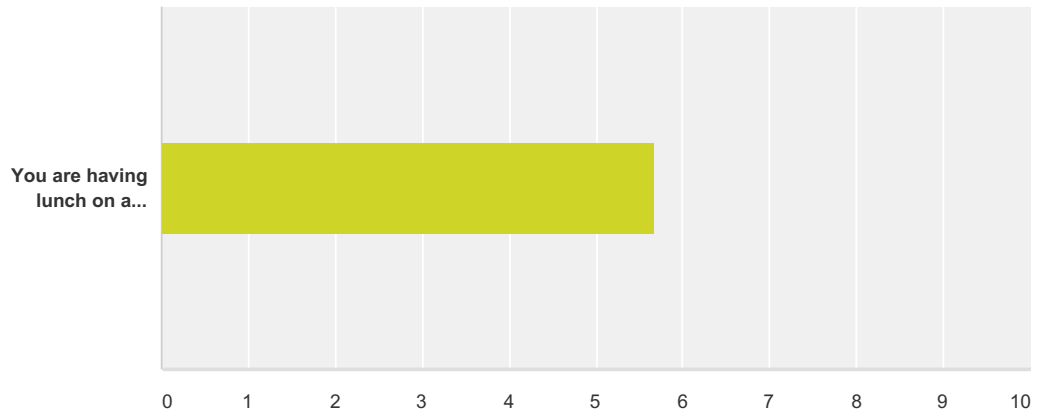
Answered: 20 Skipped: 502



Answer Choices	Responses
I stepped in and separated the people involved in the situation.	0.00% 0
I asked the person who appeared to be at risk if they needed help.	50.00% 10
I confronted the person who appeared to be causing the situation.	10.00% 2
I created a distraction to cause one or more of the people to disengage from the situation.	10.00% 2
I asked others to step in as a group and diffuse the situation.	5.00% 1
I told someone in a position of authority about the situation.	0.00% 0
I considered intervening in the situation, but I could not safely take any action.	0.00% 0
I followed up later to check in with the person who appeared at risk.	5.00% 1
I decided not to take action.	10.00% 2
I did something else to address the situation (please specify)	10.00% 2
<b>Total</b>	<b>20</b>

**Q95 Please indicate whether you think the situation described below is a problem.**

Answered: 266 Skipped: 256

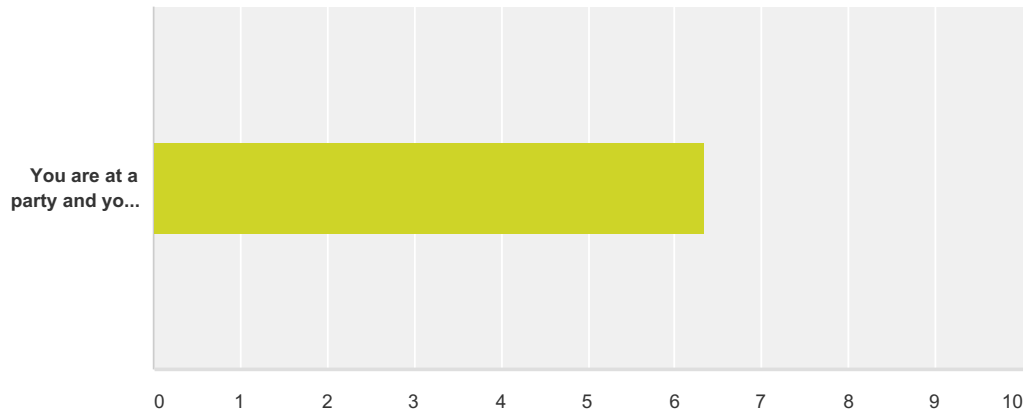


	Definitely No	2	3	4	5	6	Definitely Yes	Total	Weighted Average
You are having lunch on a Friday afternoon, sitting near a group of guys whom you don't know. Everyone is figuring out their plans for the weekend. One of the guys, Antonio, is talking about a party he's going to later that evening, and he says, "The girls throwing this party have a ton of hot friends, and they always get so wasted. I will definitely be taking one home." A few people at the table laugh, and the person sitting next to Antonio gives him a "high five."	3.01% 8	1.88% 5	4.89% 13	12.41% 33	16.17% 43	16.92% 45	44.74% 119	266	5.67



**Q96 Please indicate whether you think the situation described below is a problem.**

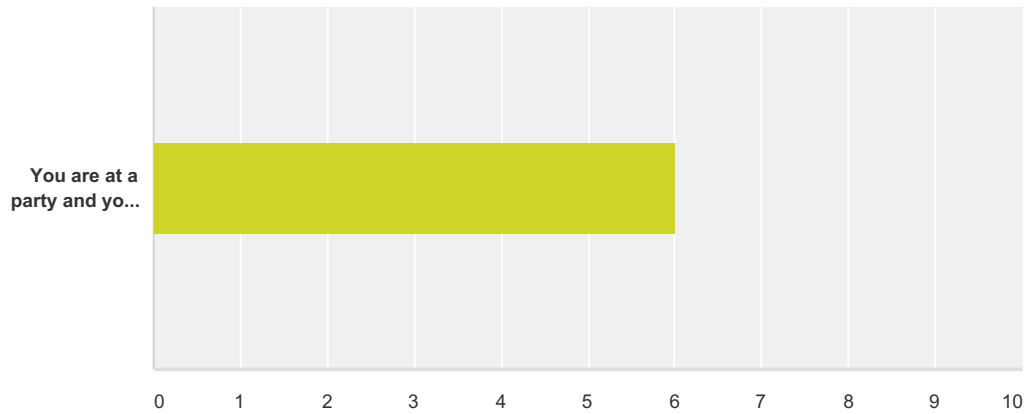
Answered: 268 Skipped: 254



	Definitely No	2	3	4	5	6	Definitely Yes	Total	Weighted Average
You are at a party and you notice Rachel across the room. Next to Rachel is Jesse. You have never seen Rachel or Jesse around campus and you do not know who they are. From what you can see, there is a lot of alcohol at the party, and Jesse and Rachel appear to be drinking, but it doesn't seem like they're wasted. Jesse keeps grabbing Rachel's butt and rubbing up against her. Rachel is laughing but you can also tell she is trying to pull away from Jesse. Rachel keeps removing his hands from her body and politely telling him to "cut it out." Yet, Jesse continues to make advances.	1.12% 3	0.75% 2	1.87% 5	3.36% 9	9.70% 26	18.66% 50	64.55% 173	268	6.34

**Q97 Please indicate whether you think the situation described below is a problem.**

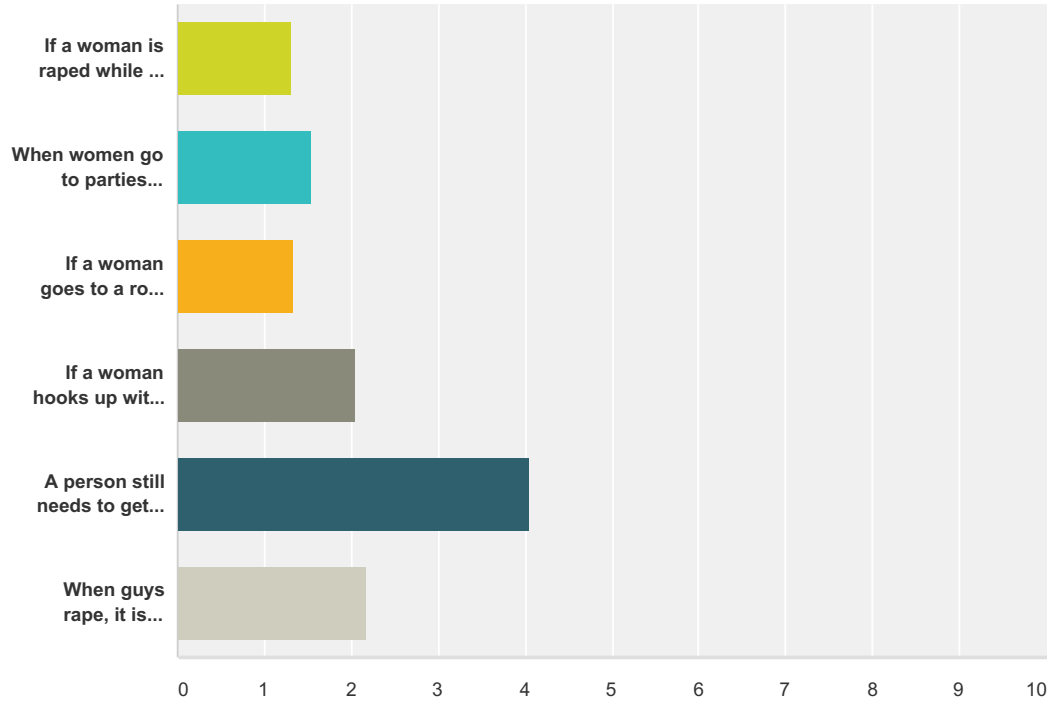
Answered: 269 Skipped: 253



	Definitely No	2	3	4	5	6	Definitely Yes	Total	Weighted Average
You are at a party and you are watching a man, Kyle, laughing and having a great time. While at the party, you later see Kyle with a guy you've never seen before, John. Every time you see Kyle and John, they have an alcoholic drink in their hands. At one point, you encounter them in the hallway and they are declaring that they are wasted and slurring their speech. Kyle and John are kissing and you overhear John tell Kyle he is taking him back to his place. Kyle can barely walk on his own. John begins to lead Kyle away from the party.	1.12% 3	0.74% 2	2.60% 7	9.29% 25	15.61% 42	17.84% 48	52.79% 142	269	6.02

**Q98 Please read each of the following statements and select the response that best matches your agreement/disagreement.**

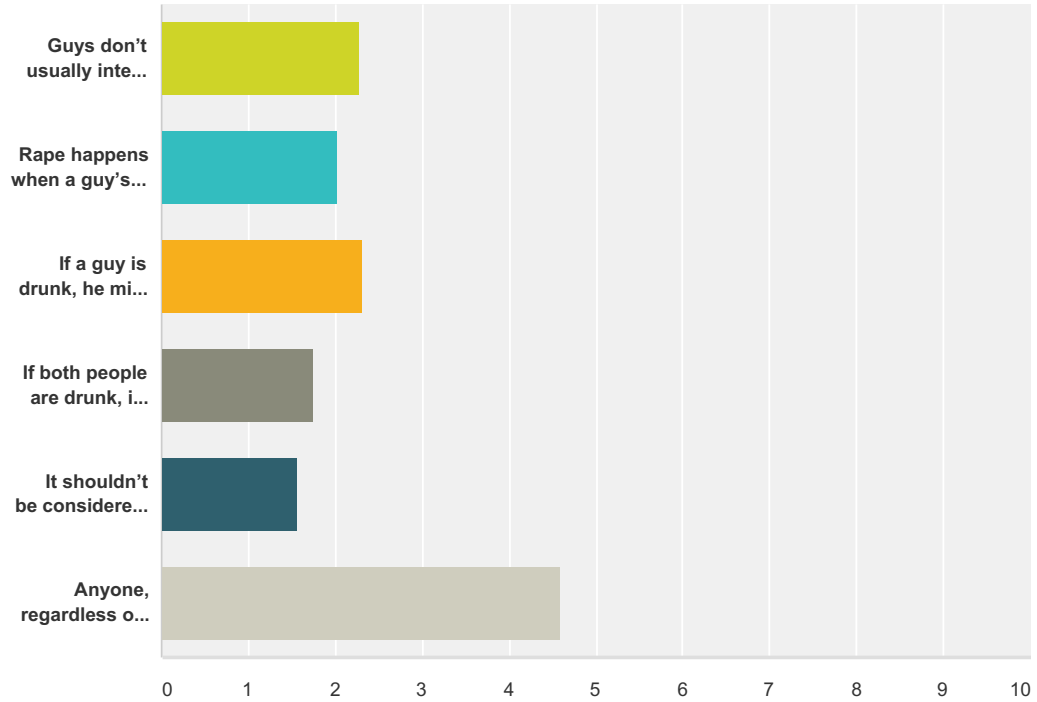
Answered: 264 Skipped: 258



	Strongly Disagree	Disagree	Neither Disagree Nor Agree	Agree	Strongly Agree	Total	Weighted Average
If a woman is raped while she is drunk, it is her fault for putting herself in that situation.	77.86% 204	14.89% 39	5.73% 15	0.76% 2	0.76% 2	262	1.32
When women go to parties wearing revealing clothes, they are asking for trouble.	69.58% 183	15.21% 40	7.98% 21	6.08% 16	1.14% 3	263	1.54
If a woman goes to a room alone with a guy at a party, it is her own fault if she is raped.	78.16% 204	13.79% 36	6.13% 16	0.77% 2	1.15% 3	261	1.33
If a woman hooks up with a lot of guys, eventually she is going to get into trouble.	53.41% 141	12.12% 32	15.91% 42	13.26% 35	5.30% 14	264	2.05
A person still needs to get consent for sexual activity even if they have already received consent from their partner for that activity in the past.	8.71% 23	3.03% 8	12.88% 34	23.86% 63	51.52% 136	264	4.06
When guys rape, it is usually because of their strong desire for sex.	39.54% 104	20.91% 55	27.38% 72	7.22% 19	4.94% 13	263	2.17

**Q99 Please read each of the following statements and select the response that best matches your agreement/disagreement.**

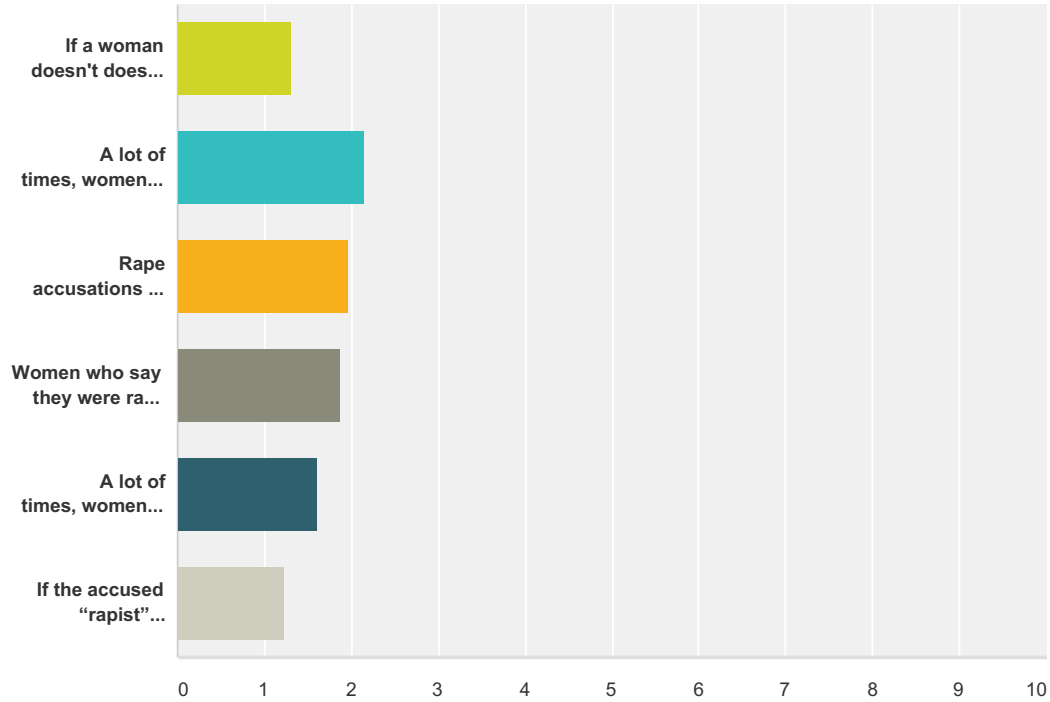
Answered: 266 Skipped: 256



	Strongly Disagree	Disagree	Neither Disagree Nor Agree	Agree	Strongly Agree	Total	Weighted Average
Guys don't usually intend to force sex on a woman, but sometimes they get too sexually carried away.	32.95% 87	21.59% 57	31.82% 84	12.12% 32	1.52% 4	264	2.28
Rape happens when a guy's sex drive gets out of control.	42.05% 111	22.35% 59	27.65% 73	6.44% 17	1.52% 4	264	2.03
If a guy is drunk, he might rape someone unintentionally.	36.98% 98	18.11% 48	24.15% 64	17.74% 47	3.02% 8	265	2.32
If both people are drunk, it can't be rape.	56.02% 149	20.68% 55	18.05% 48	2.63% 7	2.63% 7	266	1.75
It shouldn't be considered rape if a guy is drunk and didn't realize what he was doing.	63.77% 169	20.38% 54	12.08% 32	2.64% 7	1.13% 3	265	1.57
Anyone, regardless of their gender, can experience sexual assault.	5.64% 15	1.13% 3	3.38% 9	8.65% 23	81.20% 216	266	4.59

**Q100 Please read each of the following statements and select the response that best matches your agreement/disagreement.**

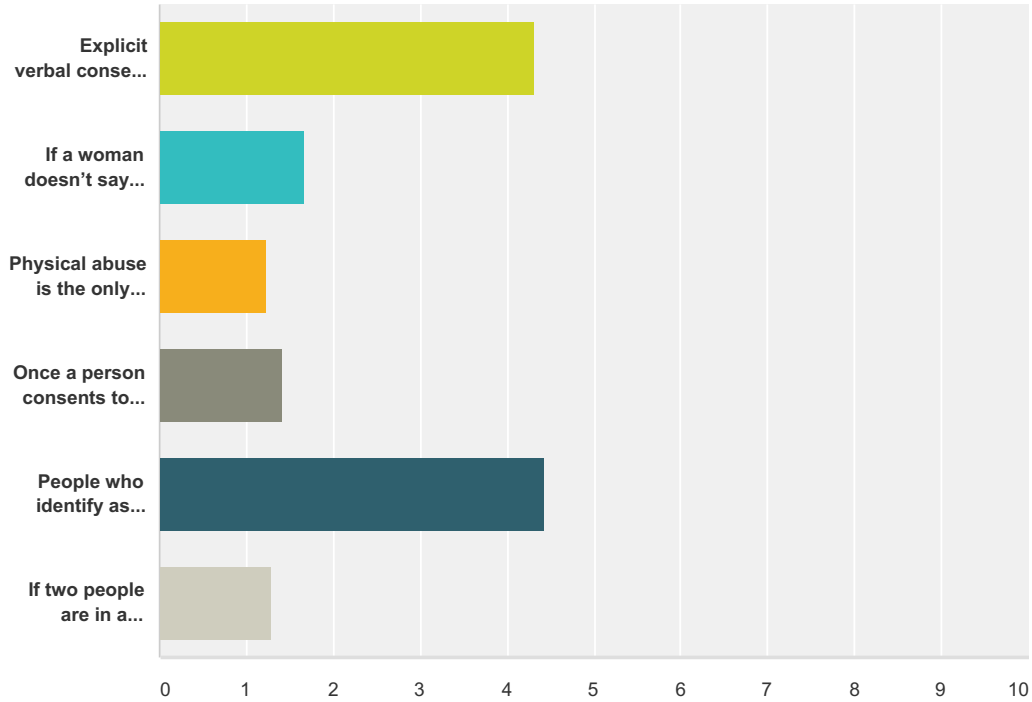
Answered: 266 Skipped: 256



	Strongly Disagree	Disagree	Neither Disagree Nor Agree	Agree	Strongly Agree	Total	Weighted Average
If a woman doesn't doesn't physically fight back, it can't really be considered rape.	78.20% 208	15.04% 40	4.89% 13	0.75% 2	1.13% 3	266	1.32
A lot of times, women who say they were raped agreed to have sex and then regret it.	38.11% 101	21.13% 56	29.81% 79	8.30% 22	2.64% 7	265	2.16
Rape accusations are often used as a way of getting back at guys.	46.42% 123	22.26% 59	22.26% 59	6.79% 18	2.26% 6	265	1.96
Women who say they were raped often led the guy on and then had regrets.	50.19% 133	20.75% 55	22.26% 59	5.66% 15	1.13% 3	265	1.87
A lot of times, women who claim they were raped just have emotional problems.	60.98% 161	21.21% 56	14.39% 38	2.27% 6	1.14% 3	264	1.61
If the accused "rapist" doesn't have a weapon, you really can't call it a rape.	83.71% 221	10.61% 28	4.55% 12	0.00% 0	1.14% 3	264	1.24

**Q101 Please read each of the following statements and select the response that best matches your agreement/disagreement.**

Answered: 266 Skipped: 256



	Strongly Disagree	Disagree	Neither Disagree Nor Agree	Agree	Strongly Agree	Total	Weighted Average
Explicit verbal consent is the best way to make sure a person is ok with sexual activity.	4.94% 13	3.04% 8	6.84% 18	23.95% 63	61.22% 161	263	4.33
If a woman doesn't say "no," she can't claim rape.	58.49% 155	23.40% 62	13.96% 37	2.26% 6	1.89% 5	265	1.66
Physical abuse is the only form of relationship violence.	83.33% 220	11.74% 31	4.17% 11	0.00% 0	0.76% 2	264	1.23
Once a person consents to sex, that person can't withdraw that consent later.	75.76% 200	12.88% 34	7.20% 19	2.65% 7	1.52% 4	264	1.41
People who identify as gay, lesbian, bisexual, or transgender are also at risk of relationship and sexual violence.	6.04% 16	2.26% 6	5.28% 14	15.47% 41	70.94% 188	265	4.43
If two people are in a relationship, one cannot sexually assault the other.	78.57% 209	15.79% 42	3.76% 10	1.13% 3	0.75% 2	266	1.30